

ifo Employment Barometer
Results of the ifo Business Survey for January 2023

ifo Employment Barometer Rises

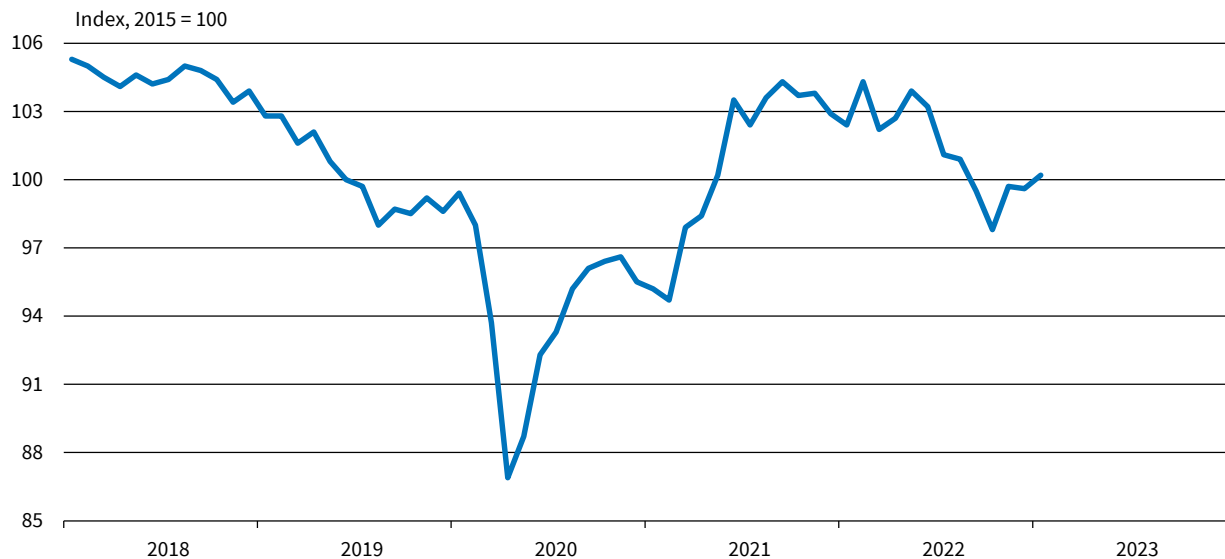
Munich, January 27, 2023 – **The willingness among companies in Germany to hire new staff has increased. The ifo Employment Barometer rose to 100.2 points in January, up from 99.6 points in December. As pessimism wanes in the German economy, the labor market is following suit.**

In manufacturing, the ifo Employment Barometer rose noticeably. Demand for new staff is particularly strong among manufacturers of machinery and equipment and in the electrical and electronics industry. Service providers are also more willing to hire. In the IT industry in particular, many positions are unfilled. The layoffs at large IT companies are an opportunity for many small and medium-sized businesses to hire new employees. In trade, plans for layoffs and hires remain more or less in balance. In construction, employment expectations are slightly positive despite the difficult environment.

Contact: Klaus Wohlrabe – 0049 89 9224 1229 – Wohlrabe@ifo.de

ifo Employment Barometer Germany^a

Seasonally adjusted



^a Manufacturing, service sector, trade, and construction.
 Source: ifo Business Survey, January 2023

ifo Institute

ifo Employment Barometer Germany (Index, 2015 = 100, seasonally adjusted)

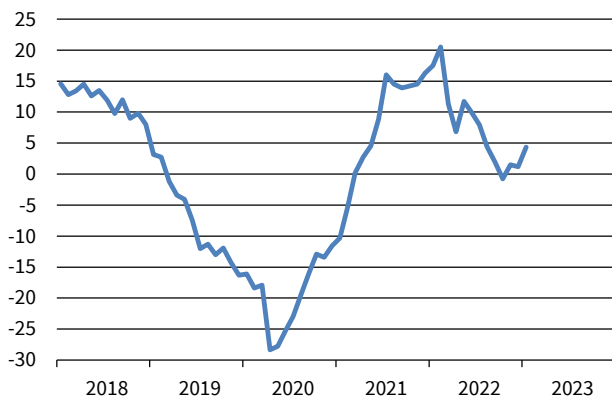
Month/year	01/22	02/22	03/22	04/22	05/22	06/22	07/22	08/22	09/22	10/22	11/22	12/22	01/23
Barometer	102.4	104.3	102.2	102.7	103.9	103.2	101.1	100.9	99.5	97.8	99.7	99.6	100.2

Source: ifo Business Survey

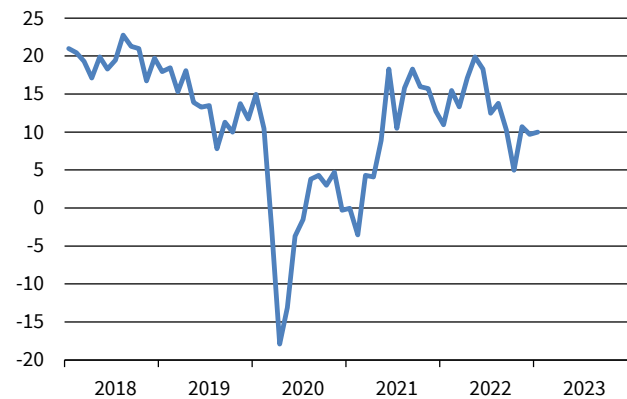
© ifo Institute

ifo Employment Barometer by Sector
Balances, seasonally adjusted

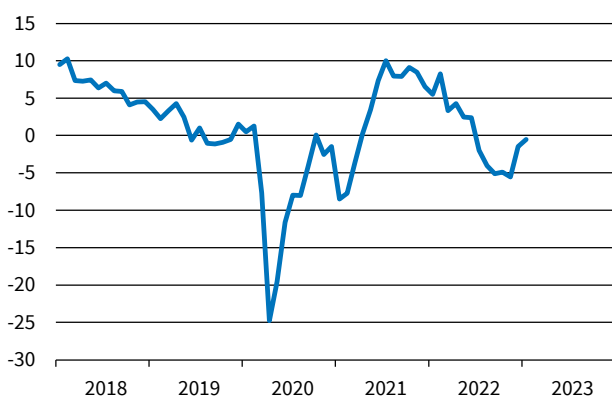
Manufacturing



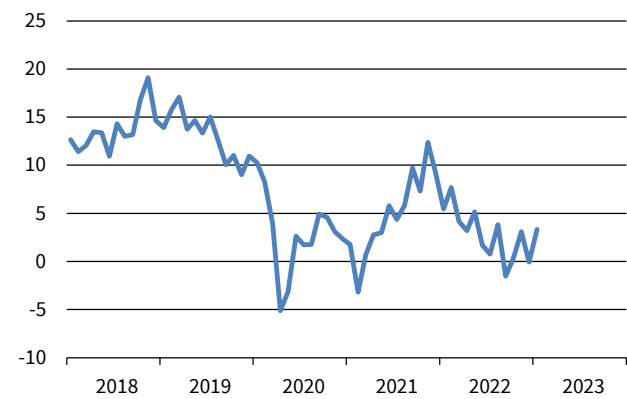
Service Sector



Trade



Construction



Source: ifo Business Survey, January 2023.

© ifo Institute

ifo Employment Barometer by Sector (Balances, seasonally adjusted)

Month/year	01/22	02/22	03/22	04/22	05/22	06/22	07/22	08/22	09/22	10/22	11/22	12/22	01/23
Manufacturing	17.5	20.5	11.3	6.8	11.7	9.9	8.0	4.4	1.9	-0.8	1.5	1.2	4.3
Service sector	11.0	15.5	13.3	17.1	19.9	18.3	12.5	13.8	10.3	5.0	10.7	9.7	10.0
Trade	5.5	8.3	3.3	4.2	2.4	2.4	-2.0	-4.1	-5.1	-4.9	-5.5	-1.5	-0.5
Construction	5.5	7.7	4.2	3.2	5.2	1.7	0.8	3.8	-1.5	0.3	3.1	-0.1	3.3

Source: ifo Business Survey

© ifo Institute

For long time series in Excel format, please see www.ifo.de/en/umfragen/time-series.

The ifo Employment Barometer is based on around 9,000 monthly responses from businesses in manufacturing, construction, wholesaling, retailing, and the service sector. The companies are asked to report on their **employment plans** for the coming three months. They can describe their plans for the number of employees for the coming six months as “increasing,” “stable,” or “decreasing.” The **balance** value of their projections is the difference in the percentage shares of the responses “increasing” and “decreasing.” To calculate the **index value** the balances are normalized to the average for the year 2015.

The ifo Employment Barometer is calculated exclusively for *Handelsblatt*.