



List of variables

Ifo World Economic Survey

Data: 1983-Q2 2016

As of June 2016

Contents	page 1-5
Description of variables	page 6-172

LMU-ifo Economics & Business Data Center (EBDC)

Poschingerstr. 5
81679 München

List of variables World Economic Survey

1. Identification variables

2. Standard questions

1. Identification variables

Nr.	Name	Label	Label
1.1)	year	year	Jahr
1.2)	month	month	Monat
1.3)	id	ID-code, 8-digit: 1600xxxx	ID, 8-stellig: 1600xxxx
1.4)	fbv	survey mode	Umfragemodus
1.5)	country	country code	Land
1.6)	ig	income group	Einkommensgruppe
1.7)	noq_1	number of the questionnaire (part of the identifier)	Fragebogennummer (Teil der ID)
1.8)	noq_2	number of the questionnaire (part of the identifier)	Fragebogennummer (Teil der ID)
1.9)	affiliation	current affiliation	derzeitige Zugehörigkeit
1.10)	institution	institution	Institution
1.11)	runnum	running number	Laufende Nummer
1.12)	cweight	country weight	Gewichtung Land
1.13)	weight	expert weight	Expertengewichtung
1.14)	rt	record type	record type

2. Standard questions

Nr.	Name	Label	Label
2.1)	gson	judgement, present economic situation	Einschätzung allgemeine aktuelle Wirtschaftslage
2.2)	gsop	economic situation compared to last year	Allgemeine Wirtschaftslage im Vergleich zu letztem Jahr
2.3)	gsfc	economic situation end of next 6 months	Allgemeine aktuelle Wirtschaftslage ende der nächsten 6 Monate
2.4)	gscn	judgement, present economic situation	Investitionen (aktuelle Einschätzung)
2.5)	gscp	economic situation compared to last year	Investitionen (im Vergleich zu letztem Jahr)
2.6)	gscf	economic situation end of next 6 months	Investitionen (nächste 6-12 Monate)
2.7)	gspn	judgement, present economic situation	Privatkonsum (aktuelle Einschätzung)
2.8)	gspp	economic situation compared to last year	Privatkonsum (im Vergleich zu letztem Jahr)
2.9)	gspf	economic situation end of next 6 months	Privatkonsum (nächste 6-12 Monate)
2.10)	tvex	foreign trade volume export	Außenhandelsvolumen Exporte
2.11)	tvim	foreign trade volume import	Außenhandelsvolumen Importe
2.12)	tbal	trade balance	Handelsbilanz
2.13)	cprice	consumer prices	Konsumentenpreise
2.14)	infl	inflation rate	Inflationsrate
2.15)	infr	inflation rate in %	Inflationsrate in %
2.16)	irst	interest rate short-term	kurzfristige Zinsen
2.17)	irlt	interest rate long-term	langfristige Zinsen
2.18)	cuus	currencies US \$	Währungen US\$
2.19)	cude	currencies DM / Euro-DM (10/2000) / DM-Euro (1/2001-10/2001) / Euro (from 1/2002)	Währungen DM / Euro-DM (10/2000) / DM-Euro (1/2001-10/2001) / Euro (ab 1/2002)
2.20)	cuuk	currencies UK L	Währungen UK L
2.21)	cujp	currencies YEN	Währungen YEN
2.22)	vaus	value of US \$	Wert US \$
2.23)	dspl	domestic share prices	Aktienkurse Inland
2.24)	ep01	problem government policy	Problem: Politik der Regierung
2.25)	ep02	problem insufficient demand	Problem: unzureichende Nachfrage
2.26)	ep03	problem unemployment	Problem: Arbeitslosigkeit
2.27)	ep04	problem inflation	Problem: Inflation
2.28)	ep05	problem competitiveness	Problem: Wettbewerbsfähigkeit
2.29)	ep06	problem trade barriers	Problem:: Handelsbarrieren
2.30)	ep07	problem skilled labour	Problem: ausgebildete Arbeit
2.31)	ep08	problem public deficits	Problem: öffentliches Haushaltsdefizit
2.32)	ep09	problem foreign debts	Problem: Auslandsschulden
2.33)	ep10	problem capital shortage	Problem: Kapitalmangel
2.34)	ep11	problem corruption	Problem: Korruption
2.35)	cfi1	climate foreign investors, at present	Klima Ausländische Investoren: aktuell
2.36)	cfi2	climate foreign investors, next 6 months	Klima Ausländische Investoren: nächste 6 Monate
2.37)	cfi3	climate foreign investors, at present, legal	Klima Ausländische Investoren: aktuell, gesetzlich
2.38)	cfi4	climate foreign investors, at present, political	Klima Ausländische Investoren: aktuell, politisch
2.39)	cfi5	climate foreign investors, next 6 months, legal	Klima Ausländische Investoren: nächste 6 Monate, gesetzlich
2.40)	cfi6	climate foreign investors, next 6 months, political	Klima Ausländische Investoren: nächste 6 Monate, politisch
2.41)	imep	important measures of economic policy	Wichtige Maßnahmen der Wirtschaftspolitik
2.42)	cstrcred	constraint on supply of bank credit to firms	Eingeschränkte Bankkredite an Firmen
2.43)	gdpn	growth of GDP (%) (with decimal points)	BIP-Wachstum (%) (mit Dezimalpunkt)
2.44)	gdpf	expected growth of real GDP	Erwartetes Wachstum des realen BIP
2.45)	gdpfpct	expected growth rate of real GDP	Erwartete Wachstumsrate des realen GDP
2.46)	gson_vas	VAS present situation	Aktuelle Situation
2.47)	click1	clicks gson_vas	Klicks gson_vas
2.44)	gsof_vas	VAS expectations	Erwartungen
2.49)	click2	clicks gsof_vas	Klicks gsof_vas
2.50)	gson_vasb	VAS present situation (test)	Aktuelle Situation (Test)
2.51)	click1b	clicks gson_vasb (test)	Klicks gson_vas (Test)
2.52)	gsof_vasb	VAS expectations (test)	Erwartungen (Test)
2.53)	click2b	clicks gsof_vasb (test)	Klicks gsof_vas (Test)
2.54)	infm	expected inflation medium term	Erwartete mittelfristige Inflation

3. Special questions

Nr.	Name	Label	Label
3.1)	rq_1	default treatment question 1	Behandlung bei Zahlungsunfähigkeit Frage 1
3.2)	rq_2	default treatment question 2	Behandlung bei Zahlungsunfähigkeit Frage 2
3.3)	rq_3	default treatment question 3	Behandlung bei Zahlungsunfähigkeit Frage 3
3.4)	rq_4	default treatment question 4	Behandlung bei Zahlungsunfähigkeit Frage 4
3.5)	rq_5	default treatment question 5	Behandlung bei Zahlungsunfähigkeit Frage 5

3.6)	rq_6	default treatment question 6	Behandlung bei Zahlungsunfähigkeit Frage 6
3.7)	rq_7	default treatment question 7	Behandlung bei Zahlungsunfähigkeit Frage 7
3.8)	rq_8	default treatment question 8	Behandlung bei Zahlungsunfähigkeit Frage 8
3.9)	rq_9	default treatment question 9	Behandlung bei Zahlungsunfähigkeit Frage 9
3.10)	sq_198503_1	gdp growth 10 years	BIP Wachstum 10 Jahre
3.11)	sq_198503_2	gdp growth 10 years influence: public capital expenditures	Einfluss BIP Wachstum 10 Jahre: öffentliche Kapitalausgaben
3.12)	sq_198503_3	gdp growth 10 years influence: private capital expenditures	Einfluss BIP Wachstum 10 Jahre: private Kapitalausgaben
3.13)	sq_198503_4	gdp growth 10 years influence: private consumption	Einfluss BIP Wachstum 10 Jahre: privater Konsum
3.14)	sq_198503_5	gdp growth 10 years influence: exports	Einfluss BIP Wachstum 10 Jahre: Exporte
3.15)	sq_198503_6	gdp growth 10 years influence: supply of skilled labour	Einfluss BIP Wachstum 10 Jahre: Angebot an qualifizierter Arbeit
3.16)	sq_198503_7	gdp growth 10 years influence: costs of production	Einfluss BIP Wachstum 10 Jahre: Produktionskosten
3.17)	sq_198503_8	gdp growth 10 years influence: technical progress	Einfluss BIP Wachstum 10 Jahre: Technischer Fortschritt
3.18)	sq_198503_9	gdp growth 10 years influence: natural resources	Einfluss BIP Wachstum 10 Jahre: Natürliche Ressourcen
3.19)	sq_198503_10	gdp growth 10 years influence: environmental problems	Einfluss BIP Wachstum 10 Jahre: Umweltprobleme
3.20)	sq_198503_11	gdp growth 10 years influence: political stability	Einfluss BIP Wachstum 10 Jahre: Politische Stabilität
3.21)	sq_199004_1	competitiveness due to eastern liberalization	Wettbewerbsfähigkeit durch Ost-liberalisierung
3.22)	sq_199004_2	increased competitiveness: foreign investments	Gesteigerte Wettbewerbsfähigkeit: Auslandsinvestitionen
3.23)	sq_199004_3	increased competitiveness: liberalization at home	Gesteigerte Wettbewerbsfähigkeit: Inländische Liberalisierung
3.24)	sq_199004_4	increased competitiveness: foreign demand	Gesteigerte Wettbewerbsfähigkeit: Auslandsnachfrage
3.25)	sq_199004_5	decreased competitiveness, competition from: East Germany	Gesunkene Wettbewerbsfähigkeit, Wettbewerb aus: Ostdeutschland
3.26)	sq_199004_6	decreased competitiveness, competition from: Hungary	Gesunkene Wettbewerbsfähigkeit, Wettbewerb aus: Ungarn
3.27)	sq_199004_7	decreased competitiveness, competition from: Poland	Gesunkene Wettbewerbsfähigkeit, Wettbewerb aus: Polen
3.28)	sq_199004_8	decreased competitiveness, competition from: Romania	Gesunkene Wettbewerbsfähigkeit, Wettbewerb aus: Rumänien
3.29)	sq_199004_9	decreased competitiveness, competition from: Bulgaria	Gesunkene Wettbewerbsfähigkeit, Wettbewerb aus: Bulgarien
3.30)	sq_199004_10	decreased competitiveness, competition from: CSSR	Gesunkene Wettbewerbsfähigkeit, Wettbewerb aus: CSSR
3.31)	sq_199004_11	decreased competitiveness, competition from: USSR	Gesunkene Wettbewerbsfähigkeit, Wettbewerb aus: der UdSSR
3.32)	sq_199004_12	capital inflow due to eastern liberalization	Kapitalzufluss durch Ost-liberalisierung
3.33)	sq_199004_13	economy due to eastern liberalization	Wirtschaft durch Ost-liberalisierung
3.34)	sq_199004_14	foreign investment due to eastern liberalization: mainly Eastern Germany	Auslandsinvestitionen durch Ost-liberalisierung: v.A. Ostdeutschland
3.35)	sq_199004_15	foreign investment due to eastern liberalization: mainly Hungary	Auslandsinvestitionen durch Ost-liberalisierung: v.A. Ungarn
3.36)	sq_199004_16	foreign investment due to eastern liberalization: mainly Poland	Auslandsinvestitionen durch Ost-liberalisierung: v.A. Polen
3.37)	sq_199004_17	foreign investment due to eastern liberalization: mainly Romania	Auslandsinvestitionen durch Ost-liberalisierung: v.A. Rumänien
3.38)	sq_199004_18	foreign investment due to eastern liberalization: mainly Bulgaria	Auslandsinvestitionen durch Ost-liberalisierung: v.A. Bulgarien
3.39)	sq_199004_19	foreign investment due to eastern liberalization: mainly CSSR	Auslandsinvestitionen durch Ost-liberalisierung: v.A. CSSR
3.40)	sq_199004_20	foreign investment due to eastern liberalization: mainly USSR	Auslandsinvestitionen durch Ost-liberalisierung: v.A. UdSSR
3.41)	sq_199004_21	foreign investment due to eastern liberalization: no answer possible	Auslandsinvestitionen durch Ost-liberalisierung: keine Antwort möglich
3.42)	sq_199010_1	oil price below 20 US\$	Ölpreis unter 20 US\$
3.43)	sq_199010_2	oil price between 20 and 25 US\$	Ölpreis zwischen 20 und 25 US\$
3.44)	sq_199010_3	oil price between 26 and 30 US\$	Ölpreis zwischen 26 und 30 US\$
3.45)	sq_199010_4	oil price above 30 US\$	Ölpreis über 30 US\$
3.46)	sq_199010_5	impact of gulf crisis on economic growth	Einfluss der Golfkrise auf das Wirtschaftswachstum
3.47)	sq_199010_6	impact of gulf crisis on private investment	Einfluss der Golfkrise auf private Investitionen
3.48)	sq_199010_7	impact of gulf crisis on employment opportunities	Einfluss der Golfkrise auf Arbeitsmöglichkeiten
3.49)	sq_199010_8	impact of gulf crisis on private sector profits	Einfluss der Golfkrise auf Gewinne im Privatsektor
3.50)	sq_199010_9	impact of gulf crisis on inflation rate	Einfluss der Golfkrise auf die Inflationsrate
3.51)	sq_199010_10	impact of gulf crisis on interest rates	Einfluss der Golfkrise auf Zinsen
3.52)	sq_199010_11	impact of gulf crisis on public finance	Einfluss der Golfkrise auf öffentliche Finanzen
3.53)	sq_199010_12	impact of gulf crisis on trade balance	Einfluss der Golfkrise auf die Handelsbilanz
3.54)	sq_199101_1	5 year assessment: high growth of world trade by fairly open markets	5-Jahres Beurteilung: Großes Welthandelswachstum durch recht offene Märkte
3.55)	sq_199101_2	5 year assessment: increasing protectionism of USA	5-Jahres Beurteilung: Steigender Protektionismus der USA
3.56)	sq_199101_3	5 year assessment: increasing protectionism of European community	5-Jahres Beurteilung: Steigender Protektionismus der EG
3.57)	sq_199101_4	5 year assessment: increasing protectionism of Japan	5-Jahres Beurteilung: Steigender Protektionismus von Japan
3.58)	sq_199101_5	5 year assessment: increasing protectionism of this region	5-Jahres Beurteilung: Steigender Protektionismus dieser Region
3.59)	sq_199101_6	5 year assessment: negative impact due to protectionism	5-Jahres Beurteilung: Negative Auswirkungen durch Protektionismus
3.60)	sq_199101_7	5 year assessment: more intensive integration of trade and investment	5-Jahres Beurteilung: Intensivere Integration von Handel und Investitionen
3.61)	sq_199101_8	5 year assessment: better integration of this region into world trade	5-Jahres Beurteilung: Bessere Integration dieser region in den Welthandel
3.62)	sq_199101_9	5 year assessment: emergence of tri-polar world	5-Jahres Beurteilung: Entstehung einer tripolaren Welt
3.63)	sq_199204_1	European currency facilitates capital movements	Europäische Währung erleichtert Kapitalfluss
3.64)	sq_199204_2	European currency reduces relative importance of US\$	Europäische Währung reduziert die relative Bedeutung des US\$
3.65)	sq_199204_3	European currency facilitates international trade	Europäische Währung erleichtert internationalen Handel
3.66)	sq_199204_4	European currency facilitates tourism and personal movement	Europäische Währung erleichtert Tourismus und persönliche Beweglichkeit
3.67)	sq_199204_5	European currency has other effects	Europäische Währung hat andere Effekte
3.68)	sq_199204_6	EMU will stimulate trade	EMU regt Handel an
3.69)	sq_199204_7	EMU will lead to more protectionism	EMU führt zu mehr Protektionismus
3.70)	sq_199204_8	EMU will stimulate world trade	EMU regt Welthandel an
3.71)	sq_199204_9	EMU will not impact foreign trade volumes	EMUS wird Auslandshandelsvolumina nicht beeinflussen
3.72)	sq_199204_10	impact Maastricht convention 10 years	Einfluss Maastricht Konvention 10 Jahre
3.73)	sq_199204_11	obstacles to EMU: inflation rates	EMU Hindernisse: Inflationsraten
3.74)	sq_199204_12	obstacles to EMU: budget deficit	EMU Hindernisse: Haushaltsdefizit
3.75)	sq_199204_13	obstacles to EMU: high unemployment	EMU Hindernisse: Hohe Arbeitslosigkeit
3.76)	sq_199204_14	obstacles to EMU: income level	EMU Hindernisse: Einkommensniveau
3.76b)	sq_199204_14b	obstacles to EMU: inflation rates	EMU Hindernisse: Inflationsraten
3.77)	sq_199204_15	EMU impact: inflation	EMU Einfluss: Inflation
3.78)	sq_199204_16	EMU impact: trade with EC members	EMU Einfluss: Handel mit EG Mitgliedern
3.79)	sq_199204_17	EMU impact: trade with non-EC countries	EMU Einfluss: Handel mit nicht-EG Ländern
3.80)	sq_199204_18	EMU impact: foreign investment	EMU Einfluss: Auslandsinvestitionen
3.81)	sq_199204_19	EMU impact: economic growth	EMU Einfluss: Wirtschaftswachstum
3.82)	sq_199804_1	Asian crisis impact: domestic price competition	Einfluss Asienkrise: Inländischer Preiswettbewerb
3.83)	sq_199804_2	Asian crisis impact: export market price competition	Einfluss Asienkrise: Exportmarkt Preiswettbewerb
3.84)	sq_199804_3	Asian crisis impact: reduced domestic profit margins	Einfluss Asienkrise: verkleinerte inländische Gewinnspannen
3.85)	sq_199804_4	Asian crisis impact: reduced profit margins in export markets	Einfluss Asienkrise: verkleinerte Gewinnspannen in Exportmärkten
3.86)	sq_199804_5	Asian crisis impact: dampened economic growth	Einfluss Asienkrise: gedämpftes Wirtschaftswachstum
3.87)	sq_199804_6	expected gdp growth without asian crisis	Erwartetes BIP Wachstum ohne Asienkrise
3.88)	sq_199807_1	chances euro is important reserve currency for central banks	Wahrscheinlichkeit, dass der Euro wichtige Reserve für Zentralbanken ist
3.89)	sq_199807_2	chances euro is important transaction medium for private investors	Wahrscheinlichkeit, dass der Euro ein wichtiges transaktionsmedium für private Investoren ist
3.90)	sq_199807_3	expected euro/US\$ exchange rate 12 months	Erwarteter Euro/US\$ Wechselkurs 12 Monate
3.91)	sq_199807_4	expected euro/US\$ exchange rate 3 years	Erwarteter Euro/US\$ Wechselkurs 3 Jahre
3.92)	sq_199807_5	country's foreign trade in euros by the end of 1999	Außenhandel des Landes in Euro zu Ende 1999
3.93)	sq_199807_6	country's foreign trade in euros in 3-5 years	Außenhandel des Landes in Euro in 3-5 Jahren
3.94)	sq_200204_1	importance of uniform accountancy principles	Bedeutung einheitlicher Buchhaltungsprinzipien

3.95)	sq_200204_2	accountancy standards and implementation need to be more rigorous	Buchhaltungsstandards und deren Ausführung müssen strenger sein
3.96)	sq_200204_3	accountancy standard implementation needs improvement	Implementation von Buchhaltungsstandards muss verbessert werden
3.97)	sq_200204_4	not necessary changing accountancy standards nor implementation	Nicht notwendig Buchhaltungsstandards oder deren Implementation zu verändern
3.98)	sq_200204_5	improved financial reporting by stronger regulation	verbesserte Finanzauskunft durch stärkere Regulierung
3.99)	sq_200204_6	improved financial reporting by stronger corporate governance	verbesserte Finanzauskunft durch stärkere Unternehmensführung
3.100)	sq_200301_1	threat of global deflation	Bedrohung durch globale Deflation
3.101)	sq_200301_2	threat of local deflation	Bedrohung durch lokale Deflation
3.102)	sq_200304_1	impact of anti terrorist measures on business	Einfluss von Anti-Terror Maßnahmen auf das Geschäft
3.103)	sq_200304_2	satisfaction with cooperation with business for security	Zufriedenheit mit Geschäftskooperation für Sicherheit
		satisfaction with emphasis on international security measures	Zufriedenheit mit Betonung auf Koordination internationaler
		coordination	Sicherheitsmaßnahmen
3.104)	sq_200304_3	impact of SARS on economic growth	Einfluss von SARS auf das Wirtschaftswachstum
3.105)	sq_200307_1	business travel cut due to SARS	Geschäftsreisen reduziert aufgrund von SARS
3.106)	sq_200307_2	expected negative impact of SARS on business relationships	Erwarteter negativer Einfluss von SARS auf Geschäftsbeziehungen
3.107)	sq_200307_3	effect of spam on legitimate online marketing	Einfluss von Spam auf seriöses online Marketing
3.108)	sq_200310_1	spam: legitimate online marketing constrained	Spam: seriöses online Marketing beschränkt
3.109)	sq_200310_2	spam: hampering your business	Spam: Behinderung Ihres Geschäfts
3.110)	sq_200310_3	fear of terrorism affects business prospects	Angst vor Terrorismus beeinflusst Geschäftserwartungen
3.111)	sq_200401_1	cost increases from anti-terrorism security measures	Kostensteigerungen durch Anti-Terror-Sicherheitsmaßnahmen
3.112)	sq_200401_2	economic prospects 1-2 years	Wirtschaftserwartungen 1-2 Jahre
3.113)	sq_200401_3	importance that Doha round gets back on track	Wichtigkeit, dass Doha-Runde wieder auf Kurs kommt
3.114)	sq_200404_1	satisfaction with containment of protectionism	Zufriedenheit über Eindämmung von Protektionismus
3.115)	sq_200404_2	impact of globalization on economy (country)	Einfluss der Globalisierung auf die Wirtschaft (Land)
3.116)	sq_200407_1	impact of globalization on economic welfare (country)	Einfluss der Globalisierung auf die wirtschaftliche Wohlfahrt (Land)
3.117)	sq_200407_2	impact of globalization on economic welfare (world)	Einfluss der Globalisierung auf die wirtschaftliche Wohlfahrt (Welt)
3.118)	sq_200407_3	official unemployment rate	Offizielle Arbeitslosenrate
3.119)	sq_200410_1	persons seeking work compared to official unemployment rate	Arbeitsuchende im Vergleich zu offizieller Arbeitslosenrate
3.120)	sq_200410_2	approx. effective unemployment rate	Näherungsweise effektive Arbeitslosenrate
3.121)	sq_200410_3	employment next year vs. this year	Beschäftigung nächstes Jahr im Vergleich zu Beschäftigung dieses Jahr
3.122)	sq_200410_4	ip theft problem for business (general)	Problem des Diebstahls von geistigem Eigentum (allgemein)
3.123)	sq_200501_1	ip theft problem for business (country)	Problem des Diebstahls von geistigem Eigentum (Land)
3.124)	sq_200501_2	ip theft protection by government necessary (general)	Notwendigkeit, dass Regierung geistiges Eigentum schützt (allgemein)
3.125)	sq_200501_3	ip theft protection by government necessary (country)	Notwendigkeit, dass Regierung geistiges Eigentum schützt (Land)
3.126)	sq_200501_4	necessity G8 ensuring Doha round conclusion	Notwendigkeit, dass G8 Entschluss der Doha-Runde gewährleistet
3.127)	sq_200504_1		
3.128)	sq_200504_2	Doha round contributes to achieve Millenium Development Goals	Doha-Runde trägt zur Erreichung der Millenium Entwicklungsziele bei
3.129)	sq_200504_3	private sector important for climate change solutions	Privatsektor wichtig für Lösungen für den Klimawandel
3.130)	sq_200507_1	importance of internet for private use	Bedeutung des Internets für Privatgebrauch
3.131)	sq_200507_2	importance of internet for business	Bedeutung des Internets für Geschäfte
3.132)	sq_200507_3	degree of digital divide	Grad der digitalen Kluft
3.133)	sq_200507_4	internet best as of now with stakeholders	Intenet am besten wie jetzt mit Stakeholdern
3.134)	sq_200507_5	internet best with shift in responsibility to governments	Internet-Verantwortlichkeit sollte zu Regierungen übergehen
3.135)	sq_200510_1	importance of WTO consensus in agriculture	Bedeutung eines WTO-Konsens für Landwirtschaft
3.136)	sq_200510_2	importance of WTO consensus in market access of industrial goods	Bedeutung eines WTO-Konsens für den Marktzugang von Industriegütern
3.137)	sq_200510_3	importance of WTO consensus in service sector	Bedeutung eines WTO-Konsens für den Dienstleistungssektor
3.138)	sq_200510_4	importance of WTO consensus in trade facilitation	Bedeutung eines WTO-Konsens für Handelserleichterungen
3.139)	sq_200510_5	importance of WTO consensus in special country treatments	Bedeutung eines WTO-Konsens wegen speziellen Behandlungen
3.140)	sq_200601_1	impact of rising oil prices on company operations	Einfluss steigender Ölpreise auf Geschäfte
3.141)	sq_200601_2	companies trying to improve energy efficiency due to rising oil prices	Firmen versuchen Energieeffizienz wegen steigender Ölpreise zu verbessern
3.142)	sq_200604_1	volume of counterfeit products	Volumen von Fälschungen
3.143)	sq_200604_2	understanding of counterfeiting risks	Verständnis des Risikos durch Fälschungen
3.144)	sq_200604_3	foreign investment in not ip protecting countries	Auslandsinvestitionen in Länder ohne Schutz geistigen Eigentums
3.145)	sq_200607_1	concern about intergovernemntal internet involvement	Bedenken bezüglich zwischenstaatlicher Internet-Verwicklung
3.146)	sq_200607_2	importance of business shaping internet governance	Bedeutung, dass Führung des Internets geschäftsgeprägt ist
3.147)	sq_200610_1	WTO negotiation suspension concerns	Bedenken bzgl. WTO Verhandlungsaufschub
3.148)	sq_200610_2	WTO negotiation suspension concerns: export opportunities	Bedenken bzgl. WTO Verhandlungsaufschub: Exportmöglichkeiten
3.149)	sq_200610_3	WTO negotiation suspension concerns: protectionism	Bedenken bzgl. WTO Verhandlungsaufschub: Protektionismus
3.150)	sq_200610_4	WTO negotiation suspension concerns: trade disputes	Bedenken bzgl. WTO Verhandlungsaufschub: Handels-Streitigkeiten
3.151)	sq_200610_5	WTO negotiation suspension concerns: bilateral agreements	Bedenken bzgl. WTO Verhandlungsaufschub: zweiseitige Übereinkünfte
3.152)	sq_200701_1	public debate based on evidence: economic growth	Öffentliche Debatte beweisgestützt: Wirtschaftswachstum
3.153)	sq_200701_2	public debate based on evidence: financial conditions	Öffentliche Debatte beweisgestützt: Finanzbedingungen
3.154)	sq_200701_3	public debate based on evidence: public finance	Öffentliche Debatte beweisgestützt: Öffentliche Finanzen
3.155)	sq_200701_4	public debate based on evidence: knowledge economy	Öffentliche Debatte beweisgestützt: Wissensökonomie
3.156)	sq_200701_5	public debate based on evidence: environment/energy	Öffentlich Debatte beweisgestützt: Umwelt/Energie
3.157)	sq_200701_6	public debate based on evidence: labour market	Öffentliche Debatte beweisgestützt: Arbeitsmarkt
3.158)	sq_200701_7	public debate based on evidence: social conditions	Öffentliche Debatte beweisgestützt: Soziale Bedingungen
3.159)	sq_200701_8	public debate based on evidence: security and safety	Öffentliche Debatte beweisgestützt: Sicherheit
3.160)	sq_200701_9	quality of information source: report	Qualität der Informationsquellen: Bericht
3.161)	sq_200701_10	quality of information source: website	Qualität der Informationsquellen: Website
3.162)	sq_200704_1	investment protectionism concerns	Bedenken bezüglich Investitionsprotektionismus
3.163)	sq_200704_2	investment protectionism concerns: investment climate	Bedenken bezüglich Investitionsprotektionismus: Investitionsklima
3.164)	sq_200704_3	investment protectionism concerns: costs	Bedenken bezüglich Investitionsprotektionismus: Kosten
3.165)	sq_200704_4	investment protectionism concerns: competitiveness	Bedenken bezüglich Investitionsprotektionismus: Wettbewerbsfähigkeit
3.166)	sq_200704_5	investment protectionism concerns: forcing into alt. markets	Bedenken bezüglich Investitionsprotektionismus: Drängen in alternative Märkte
3.167)	sq_200707_1	necessary to have comprehensive picture of counterfeiting	Notwendig ein umfassendes Bild von Produktfälschung zu haben
3.168)	sq_200707_2	actions against counterfeiting required	Handlungen gegen Fälschungen notwendig
3.169)	sq_200707_3	more resources and enforcement required against counterfeiting	mehr Ressourcen und Vollstreckung gegen produktfälschung notwendig
3.170)	sq_200710_1	sovereign wealth funds concerns	Staatsfonds Bedenken
3.171)	sq_200801_1	sub-prime credit crisis effects in first half of 2008	Effekte der Subprime-Kredit Krise in der ersten Hälfte von 2008
3.172)	sq_200801_2	sub-prime credit crisis effects in second half of 2008	Effekte der Subprime-Kredit krise in der Zweiten Hälfte von 2008
3.173)	sq_200801_3	internet shutdown impact	Einfluss eines Internet-Ausfalls
3.174)	sq_200801_4	stakeholders developing internet functioning policies	Stakeholder in Entwicklung von Politiken bzgl Internetfunktionalität
3.175)	sq_200804_1	impact of successful Doha round negotiations	Einfluss erfolgreiche Doha-Runden Verhandlungen
3.176)	sq_200804_2	no conclusion due to lack of political will	Keine Einigung aufgrund fehlendem politischem Willen
3.177)	sq_200807_1	negative effect of oil prices	negativer Einfluss auf Ölpreise
3.178)	sq_200807_2	other technologies due to oil prices	Andere Technologien aufgrund von Ölpreisen
3.179)	sq_200807_3	fossil fuel prices challenge energy needs	Preise für fossile Brennstoffe sind eine Herausforderung für Energiebedarfsdeckung
3.180)	sq_200807_4	account imbalances due to oil prices	Bilanzungleichheit aufgrund von Ölpreisen
3.181)	sq_200807_5	disequilibrium due to oil prices	Ungleichgewicht aufgrund von Ölpreisen
3.182)	sq_200810_1	Doha round difficulties affect climate change agreements	Schwierigkeiten der Doha-Runde beeinflussen Klimawandel-Übereinkünfte
3.183)	sq_200810_2	unilateral trade sanctions affect trade more than environment	Einseitige Handelssanktionen beeinflussen Handel mehr als die Umwelt
3.184)	sq_200901_1	Doha round potentially mitigating financial crisis impacts	Doha-Runde milderd potentiell Einflüsse der Finanzkrise

3.185)	sq_200901_2	gov. should refrain from protectionist measures	Regierungen sollten keine Protektionsmaßnahmen ergreifen
3.186)	sq_200901_3	gov. should expand gaurantees to exporters	Regierungen sollten Garantien an Exporteure erweitern
3.187)	sq_200904_1	losses due to piracy and counterfeiting	Verlust aufgrund von Piraterie und Fälschungen
3.188)	sq_200904_2	investment against piracy and counterfeiting	Investitionen gegen Piraterie und Fälschungen
3.189)	sq_200904_3	raise ip awareness	Erhöhen des Bewusstseins bzgl. Geistigen Eigentums
3.190)	sq_200907_1	policy measures against crisis	Politikmaßnahmen gegen Krise
3.191)	sq_200907_2	impact of recession on anti corruption measures	Einfluss der Rezession auf Anti-Korruptionsmaßnahmen
3.192)	sq_200910_1	low carbon economy opportunities	Möglichkeiten Dekarbonisierung
3.193)	sq_200910_2	guidelines support the fight against climate change	Leitfäden unterstützen den Kampf gegen den Klimawandel
3.194)	sq_201001_1	G20 leads to better coordination	G20 führt zu besserer Koordination
3.195)	sq_201004_1	impact of stimulus package debt on economic recovery	Einfluss der Anreizpaketschuld auf wirtschaftliche Erholung
3.196)	sq_201007_1	cross-border trade vital for economic recovery	Grenzübergreifender Handel essentiell für wirtschaftliche Erholung
3.197)	sq_201007_2	increasing cross-border trade/investment: eliminating protectionism	Grenzübergreifenden Handel/Investitionen erhöhen: Protektionismus eliminieren
3.198)	sq_201007_3	increasing cross-border trade/investment: trade terms	Grenzübergreifenden handel/Investitionen erhöhen: Handelsbedingungen
3.199)	sq_201007_4	increasing cross-border trade/investment: trade finance	Grenzübergreifenden Handel/investitionen erhöhen: Handelsfinanz
3.200)	sq_201007_5	increasing cross-border trade/investment: consumer demand	Grenzübergreifenden Handel/investitionen erhöhen: Konsumentennachfrage
3.201)	sq_201007_6	increasing cross-border trade/investment: currency valuations	Grenzübergreifenden Handel/investitionen erhöhen: Währungsbewertungen
3.202)	sq_201010_1	common rules/standards facilitate int. trade	einheitliche Regelungen/Standards erleichtern Handel
3.203)	sq_201010_2	implementing Incoterms rules into legislation	Incoterms Regelungen in die Gesetzgebung implementieren
3.204)	sq_201101_1	currency wars signal of protectionism being a threat	Währungskriege sind Zeichen, dass Protektionismus eine Bedrohung ist
3.205)	sq_201104_1	G20 should play leadership role to: reduce global econ. imbalances	G20 sollte führende Rolle spielen um: globale wirtschaftliche Ungleichheiten zu reduzieren
3.206)	sq_201104_2	G20 should play leadership role to: promote regulatory convergence	G20 sollte führende Rolle spielen um: regulatorische Annäherung zu fördern
3.207)	sq_201104_3	G20 and private sectors fighting corruption for economic growth	G20 und Privatsektoren bekämpfen Korruption für Wirtschaftswachstum
3.208)	sq_201107_1	G20 priorities: fighting protectionism	G20 Prioritäten: Protektionismus bekämpfen
3.209)	sq_201107_2	G20 priorities: internat. monetary system reform	G20 Prioritäten: Reform des internationalen monetären Systems
3.210)	sq_201107_3	G20 priorities: improving fiancial regulation	G20 Prioritäten: Finanzielle Regulierung verbessern
3.211)	sq_201107_4	G20 priorities: green growth	G20 Prioritäten: grünes Wachstum
3.212)	sq_201107_5	G20 priorities: combat climate change	G20 Prioritäten: Klimawandel bekämpfen
3.213)	sq_201107_6	G20 priorities: internat. cooperation against corruption	G20 Prioritäten: internationale Kooperation gegen Korruption
3.214)	sq_201107_7	G20 priorities: price volatility	G20 Prioritäten: Preisvolatilität
3.215)	sq_201107_8	G20 priorities: coordination against external payment imbalances	G20 Prioritäten: Koordination gegen internationale Zahlungsungleichheiten
3.216)	sq_201107_9	G20 priorities: unemployment	G20 Prioritäten: Arbeitslosigkeit
3.217)	sq_201107_10	G20 priorities: direct investment across frontiers	G20 Prioritäten: Grenzübergreifende Direktinvestitionen
3.218)	sq_201107_11	G20 priorities: other	G20 Prioritäten: andere
3.219)	sq_201110_1	awareness of ICANN programme approval	Wissen über ICANN Programmzulassung
3.220)	sq_201110_2	sufficiently informed about ICANN programme approval	Ausreichend informiert über ICANN Programmzulassung
3.221)	sq_201110_3	business opportunities due to ICANN programme	Geschäftsmöglichkeiten durch ICANN Programm
3.222)	sq_201201_1	damage due to collapsing Eurozone: short term	Schaden durch Zusammenbrechen der Eurozone: kurze Frist
3.223)	sq_201201_2	damage due to collapsing Eurozone: mid- and long-term	Schaden durch Zusammenbruch der Eurozone: Mittlere und lange Frist
3.224)	sq_201204_1	sufficient multilateral coop. by gov. on environmental issues	Ausreichende mehrseitige Kooperation von Regierungen in Umweltfragen
3.225)	sq_201204_2	successful integration of environmental impact into business practices	Erfolgreiche Integration des Umwelteinflusses in Geschäftshandlungen
3.226)	sq_201204_3	Rio+20 outcomes: multilat. environmental governance	Rio+20 Ergebnisse: mehrseitige Umweltsteuerung
3.227)	sq_201204_4	Rio+20 outcomes: private sector in decision-making	Rio+20 Ergebnisse: Privatsektor im Entscheidungsprozess
3.228)	sq_201204_5	Rio+20 outcomes: understanding of conditions for green economy	Rio+20 Ergebnisse: Verstehen der Bedingungen für grüne Wirtschaft
3.229)	sq_201207_1	multilat. agreement for framework of enforceable global rules	Mehrseitige einigung für Rahmenbedingungen für durchführbare globalöe Regelungen
3.230)	sq_201210_1	emphasis on ethics improving economy	Betonung auf Ethik-verbessernde Wirtschaft
3.231)	sq_201210_2	anti-corruption factors: transparency	Anti-Korruptions Faktoren: Transparenz
3.232)	sq_201210_3	anti-corruption factors: sectoral initiatives	Anti-Korruptions faktoren: sektorielle Initiativen
3.233)	sq_201210_4	anti-corruption factors: private sector in review mechanisms	Anti-Korruptions Faktoren: Privater Sektor in Prüfungsmechanismus
3.234)	sq_201210_5	anti-corruption factors: public-private partnerships on capacity-building and training	Anti-Korruptions Faktoren: öffentlich-private Partnerschaft bzgl. Kapazitätenbildung und-training
3.235)	sq_201210_6	anti-corruption factors: business codes of conduct	Anti-Korruptions Faktoren: Geschäfts-Verhaltenskodex
3.236)	sq_201301_1	SME bank credits affected by financial crisis	SME Bankkredite beeinflusst von der Finanzkrise
3.237)	sq_201301_2	SME essential for economy	SME essentiell für die Wirtschaft
3.238)	sq_201304_1	assessment of World Trade Agenda initiative	Beurteilung der World Trade Agenda Initiative
3.239)	sq_201304_2	World Trade Agenda initiative elements: trade facilitation agreement	Elemente World Trade Agenda Initiative: Einigung Handelserleichterung
3.240)	sq_201304_3	World Trade Agenda initiative elements: product coverage of IT agreement	Elemente World Trade Agenda Initiative: Produktdeckung der IT Vereinbarung
3.241)	sq_201304_4	World Trade Agenda initiative elements: multilat framework for internat. investment	Elemente World Trade Agenda Initiative: Mehrseitige Rahmenbedingungen für internationale Investitionen
3.242)	sq_201304_5	World Trade Agenda initiative elements: multilat and sectoral negotiating approaches	Elemente World Trade Agenda Initiative: multilaterale und sektorale Verhandlungs-Herangehensweisen
3.243)	sq_201304_6	World Trade Agenda initiative elements: lower barriers for trade of environmental goods/services	Elemente World Trade Agenda Initiative: geringere Handelsbarrieren für Umweltgüter/-dienstleistungen
3.244)	sq_201304_7	World Trade Agenda initiative elements: trade rules compatibility	Elemente World Trade agenda Initiative: Kompatibilität von Handelsregelungen
3.245)	sq_201304_8	World Trade Agenda initiative elements: modern negotiating approaches	Elemente der World Trade Agenda Initiative: moderne Verhandlungs-Herangehensweisen
3.246)	sq_201307_1	tax most burdensome for administration	Steuer, die Verwaltung am meisten belastet
3.247)	sq_201307_2	legal tax competition	Legaler Steuerwettbewerb
3.248)	sq_201310_1	WTO agreement on trade facilitation	WTO Einigung über Handelserleichterung
3.249)	sq_201310_2	WTO agreement on negotiating approaches to liberalize multilat. world trade	WTO Einigung über Verhandlungsweisen um multilateralen Welthandel zu liberalisieren
3.250)	sq_201401_1	effect of less expansionary US monetary policy on your: GDP	Effekt von weniger expansiver US Geldpolitik auf Ihr: BIP
3.251)	sq_201401_2	effect of less expansionary US monetary policy on your: exchange rate per US\$	Effekt von weniger expansiver US Geldpolitik auf Ihren: Wechselkurs pro US\$
3.252)	sq_201401_3	effect of less expansionary US monetary policy on your: portfolio investments by foreigners	Effekt von weniger expansiver US Geldpolitik auf Ihre: Portfolioinvestitionen von Ausländern
3.253)	sq_201401_4	effect of less expansionary US monetary policy on your: long-term interest rates	Effekt von weniger expansiver US Geldpolitik auf Ihre: langfristigen Zinsen
3.254)	sq_201404_1	bond purchases: combat deflationary spirals	Bondkäufe: Bekämpfen Deflationsspiralen
3.255)	sq_201404_2	bond purchases: lead to high mid-term inflation	Bondkäufe: führen zu hoher mittelfristiger Inflation
3.256)	sq_201404_3	bond purchases: reduce funding costs	Bondkäufe: reduzieren Finanzierungskosten
3.257)	sq_201404_4	bond purchases: reduce mid-term fiscal discipline	Bondkäufe: reduzieren die mittelfristige Fiskaldisziplin
3.258)	sq_201404_5	bond purchases: allow time for structural reforms	Bondkäufe: geben Zeit für strukturelle Reformen
3.259)	sq_201404_6	bond purchases: lead to loss of central bank independence	Bondkäufe: führen zu Verlust von der Unabhängigkeit von Zentralbanken
3.260)	sq_201404_7	bond purchases: trigger mid-term asset price bubbles	Bondkäufe: verursachen mittelfristige Preisblasen von Vermögensgegenständen
3.261)	sq_201404_8	bond purchases: prevent short-term irrational overshooting	Bondkäufe: verhindern irrationales, kurzfristiges Hinausschießen
3.262)	sq_201404_9	bond purchases: trigger capital flows into emerging markets	Bondkäufe: verursachen Kapitalfluss in aufsteigende Märkte
3.263)	sq_201407_1	effect of Russian-Ukrainian conflict	Einfluss des Russland-Ukraine Konflikts

3.264)	sq_201407_2	effect of Russian-Ukrainian conflict: exports	Einfluss des Russland-Ukraine Konflikts: Exporte
3.265)	sq_201407_3	effect of Russian-Ukrainian conflict: imports	Einfluss des Russland-Ukraine Konflikts: Importe
3.266)	sq_201407_4	effect of Russian-Ukrainian conflict: foreign direct investment	Einfluss des Russland-Ukraine Konflikts: Ausländische Direktinvestitionen
3.267)	sq_201407_5	effect of Russian-Ukrainian conflict: financial markets	Einfluss des Russland-Ukraine Konflikts: Finanzmärkte
3.268)	sq_201407_6	effect of Russian-Ukrainian conflict: energy prices	Einfluss des Russland-Ukraine Konflikts: Energiepreise
3.269)	sq_201407_7	effect of Russian-Ukrainian conflict: energy supplies	Einfluss des Russland-Ukraine Konflikts: Energieversorgung
3.270)	sq_201407_8	effect of Russian-Ukrainian conflict: political stability	Einfluss des Russland-Ukraine Konflikts: Politische Stabilität
3.271)	sq_201407_9	risk from Russian-Ukrainian conflict: freezing trade relations	Risiken des Russland-Ukraine Konflikts: einfrierende Handelsbeziehungen
3.272)	sq_201407_10	risk from Russian-Ukrainian conflict: rising energy prices	Risiken des Russland-Ukraine Konflikts: Steigende Energiepreise
3.273)	sq_201407_11	risk from Russian-Ukrainian conflict: threat to energy supplies	Risiken des Russland-Ukraine Konflikts: Bedrohung für Energieversorgung
3.274)	sq_201407_12	risk from Russian-Ukrainian conflict: financial market contagion	Risiken des Russland-Ukraine Konflikts: Ansteckung des Finanzmarktes
3.275)	sq_201407_13	risk from Russian-Ukrainian conflict: military escalation	Risiken des Russland-Ukraine Konflikts: Militärische Eskalation
3.276)	sq_201410_1	TTIP: influences demand for final goods exports to EU & US	TTIP: Beeinflusst Nachfrage nach Fertigwaren-Exporten in die EU und US
3.277)	sq_201410_2	TTIP: influences demand for intermediate goods exports to EU & US	TTIP: Beeinflusst Nachfrage nach Zwischenprodukt-Exporten in die EU und US
3.278)	sq_201410_3	TTIP: influences overall worldwide exports	TTIP: Beeinflusst gesamte weltweite Exporte
3.279)	sq_201501_1	bank asset quality reviews in the past 5 years	Bankenvermögen Qualitätstest in den letzten 5 Jahren
3.280)	sq_201501_2	bank stress test in the past 5 years	Banken Stresstest in den letzten 5 Jahren
3.281)	sq_201501_3	increased transparency and investor confidence due to asset quality review/stress test	Erhöhte Transparenz und Investorenzuversicht durch Vermögens-Qualitätstest/Stresstests
3.282)	sq_201504_1	oil price by the end of 2015	Ölpreis Ende 2015
3.283)	sq_201504_2	effect of oil price decline on real GDP growth	Effekt von sinkenden Ölpreisen auf reales BIP Wachstum
3.284)	sq_201504_3	effect of oil price decline on real GDP growth in percentage points	Effekt von sinkenden Ölpreisen auf reales BIP Wachstum in Prozentpunkten
3.285)	sq_201504_4	effect of oil price decline on inflation rate	Effekt von sinkenden Ölpreisen auf die Inflationsrate
3.286)	sq_201504_5	effect of oil price decline on inflation rate in percentage points	Effekt von sinkenden Ölpreisen auf die Inflationsrate in Prozentpunkten
3.287)	sq_201510_1	Greece and the Eurozone: Greece should exit (earlier assessment)	Griechenland und die Eurozone: Griechenland sollte austreten (frühere Einschätzung)
3.288)	sq_201510_2	Greece and the Eurozone: Greece should exit	Griechenland und die Eurozone: Griechenland sollte austreten
3.289)	sq_201510_3	Greece and the Eurozone: IMF should provide credit	Griechenland und die Eurozone: IWF sollte Kredite bereitstellen
3.290)	sq_201510_4	Greece and the Eurozone: economic reform programs	Griechenland und die Eurozone: Wirtschaftsreformprogramme
3.291)	sq_201601_1	terrorism affects the world economy	Einfluss von Terrorismus auf die Weltwirtschaft
3.292)	sq_201601_2	terrorism affects your country	Einfluss von Terrorismus auf eigenes Land
3.292)	sq_201604_1	exp. Immigration policies wrt high skill	Erwartete Immigrationspolitik bezüglich high skill
3.294)	sq_201604_2	exp. Immigration policies wrt low skill	Erwartete Immigrationspolitik bezüglich low skill
3.295)	sq_201604_3	exp. Immigration policies wrt refugees	Erwartete Immigrationspolitik bezüglich Flüchtlingen
3.296)	sq_201604_4	exp. Immigration policies wrt family members	Erwartete Immigrationspolitik bezüglich Familienmitgliedern
3.297)	sq_201604_5	suggested immigration policies wrt high skill	Empfohlene Immigrationspolitik bzgl high skill
3.298)	sq_201604_6	suggested immigration policies wrt low skill	Empfohlene Immigrationspolitik bzgl low skill
3.299)	sq_201604_7	suggested immigration policies wrt refugees	Empfohlene Immigrationspolitik bzgl Flüchtlingen
3.300)	sq_201604_8	suggested immigration policies wrt family members	Empfohlene Immigrationspolitik bzgl Familienmitgliedern
3.301)	sq_201604_9	favouring UK leaving EU (Brexit)	Für den Austritt Großbritanniens aus der EU (Brexit)

1. Identification variables

Nr.	Name	Label	Survey period	Survey frequency
1.1)	year	year	1983 from 1984 to 1988 from 1989 to present	Mar, Aug Mar, Jun, Oct Jan, Apr, Jul, Oct

1983	1984	1985	1986	1987	1988	1989	1990	1991	1992	Variable description
1993	1994	1995	1996	1997	1998	1999	2000	2001	2002	
2003	2004	2005	2006	2007	2008	2009	2010	2011	2012	
2013	2014	2015	2016	2017	2018	2019	2020	2021	2022	

Nr.	Name	Label	Survey period	Survey frequency
1.2)	month	month	1983 from 1984 to 1988 from 1989 to present	Mar, Aug Mar, Jun, Oct Jan, Apr, Jul, Oct

1983	1984	1985	1986	1987	1988	1989	1990	1991	1992	Variable description
1993	1994	1995	1996	1997	1998	1999	2000	2001	2002	
2003	2004	2005	2006	2007	2008	2009	2010	2011	2012	
2013	2014	2015	2016	2017	2018	2019	2020	2021	2022	

Nr.	Name	Label	Survey period	Survey frequency
1.3)	id	ID-code, 8-digit: 1600xxxx	from 2000 to present	Jan, Apr, Jul, Oct*

1983	1984	1985	1986	1987	1988	1989	1990	1991	1992	Variable description
										<p>* only Jul and Oct in 2000</p> <p>Using only this variable to identify individuals can be problematic, since it might not be a unique identification for individuals over time.</p> <p>In order to identify individuals uniquely it is possible to combine 1.3) id , 1.5) country , 1.6) ig , 1.8) noq_2 (or 1.7) noq_1 if not available).</p> <p>Due to ist construction this combination might vary for an individual over time, but any combination is not shared by multiple individuals</p>
1993	1994	1995	1996	1997	1998	1999	2000	2001	2002	
2003	2004	2005	2006	2007	2008	2009	2010	2011	2012	
2013	2014	2015	2016	2017	2018	2019	2020	2021	2022	

Nr.	Name	Label	Survey period	Survey frequency
1.4)	fbv	survey mode	from 2000 to present	Jan, Apr, Jul, Oct*

1983	1984	1985	1986	1987	1988	1989	1990	1991	1992	Variable description
										<p>* only Jul and Oct in 2000</p>
1993	1994	1995	1996	1997	1998	1999	2000	2001	2002	
2003	2004	2005	2006	2007	2008	2009	2010	2011	2012	
2013	2014	2015	2016	2017	2018	2019	2020	2021	2022	

--	--	--	--	--	--	--	--	--	--	--

Nr.	Name	Label	Survey period	Survey frequency
-----	------	-------	---------------	------------------

1.5)	country	country code	1983 from 1984 to 1988 from 1989 to present	Mar, Aug Mar, Jun, Oct Jan, Apr, Jul, Oct
------	---------	--------------	---	---

1983	1984	1985	1986	1987	1988	1989	1990	1991	1992	Variable description

Nr.	Name	Label	Survey period	Survey frequency
-----	------	-------	---------------	------------------

1.6)	ig	income group	1983 from 1984 to 1988 from 1989 to present	Mar, Aug Mar, Jun, Oct Jan, Apr, Jul, Oct
------	----	--------------	---	---

1983	1984	1985	1986	1987	1988	1989	1990	1991	1992	Variable description

Nr.	Name	Label	Survey period	Survey frequency
-----	------	-------	---------------	------------------

1.7)	noq_1	number of the questionnaire (part of the identifier)	1983 from 1984 to 1988 from 1989 to 2014	Mar, Aug Mar, Jun, Oct Jan, Apr, Jul, Oct
------	-------	---	--	---

1983	1984	1985	1986	1987	1988	1989	1990	1991	1992	Variable description
										until 2014. replaced by 1.9) noq_2 from 2015 on. the noq_1 is not necessarily equal to the noq_2. The noq_1 is not constructed in the same way the noq_2 is.

Nr.	Name	Label	Survey period	Survey frequency
-----	------	-------	---------------	------------------

1.8)	noq_2	number of the questionnaire (part of the identifier)	since 2015	Jan, Apr, Jul, Oct
------	-------	---	------------	--------------------

1983	1984	1985	1986	1987	1988	1989	1990	1991	1992	Variable description
										replaces 1.8) noq_1 for a specific individual or position in an institution. the noq_1 is not necessarily equal to the noq_2. identifies the position in the institution of an individual and can potentially change for any given 1.3) id in case of a change in their workplace.

2013	2014	2015	2016	2017	2018	2019	2020	2021	2022
------	------	------	------	------	------	------	------	------	------

Even though it is only used since 2015 when it replaced **1.8) noq_1**, in many cases it was possible to transfer the noq_2 to older observations.

the 6 digit noq_2 is constructed as follows:

digit 1: **1.10) affiliation**
 digits 2-4: **1.11) institution**
 digits 5-6: **1.12) runnum**

Nr.	Name	Label	Survey period	Survey frequency
-----	------	-------	---------------	------------------

1.9)	affiliation	current affiliation	since 2015	Jan, Apr, Jul, Oct
------	--------------------	---------------------	------------	--------------------

1983	1984	1985	1986	1987	1988	1989	1990	1991	1992	Variable description [1] association or chamber [2] central bank [3] bank or other financial institution [4] company, industry (non-financial institution) [5] national ministry or agency [6] Embassy, Consulate, Honorary Consulate or foreign (non-domestic) agency [7] international organization [8] university, research institute, Think Tank [9] other
1993	1994	1995	1996	1997	1998	1999	2000	2001	2002	
2003	2004	2005	2006	2007	2008	2009	2010	2011	2012	
2013	2014	2015	2016	2017	2018	2019	2020	2021	2022	

Nr.	Name	Label	Survey period	Survey frequency
-----	------	-------	---------------	------------------

1.10)	institution	institution	since 2015	Jan, Apr, Jul, Oct
-------	--------------------	-------------	------------	--------------------

1983	1984	1985	1986	1987	1988	1989	1990	1991	1992	Variable description
1993	1994	1995	1996	1997	1998	1999	2000	2001	2002	
2003	2004	2005	2006	2007	2008	2009	2010	2011	2012	
2013	2014	2015	2016	2017	2018	2019	2020	2021	2022	

Nr.	Name	Label	Survey period	Survey frequency
-----	------	-------	---------------	------------------

1.11)	runnum	running number	since 2015	Jan, Apr, Jul, Oct
-------	---------------	----------------	------------	--------------------

1983	1984	1985	1986	1987	1988	1989	1990	1991	1992	Variable description
1993	1994	1995	1996	1997	1998	1999	2000	2001	2002	
2003	2004	2005	2006	2007	2008	2009	2010	2011	2012	
2013	2014	2015	2016	2017	2018	2019	2020	2021	2022	

Nr.	Name	Label	Survey period	Survey frequency
-----	------	-------	---------------	------------------

1.12)	cweight	country weight	1983 from 1984 to 1988 from 1989 to present	Mar, Aug Mar, Jun, Oct Jan, Apr, Jul, Oct
-------	----------------	----------------	---	---

1983	1984	1985	1986	1987	1988	1989	1990	1991	1992	Variable description
1993	1994	1995	1996	1997	1998	1999	2000	2001	2002	
2003	2004	2005	2006	2007	2008	2009	2010	2011	2012	

2013	2014	2015	2016	2017	2018	2019	2020	2021	2022
------	------	------	------	------	------	------	------	------	------

Nr.	Name	Label	Survey period	Survey frequency
-----	------	-------	---------------	------------------

1.13) **weight** expert weight
 1983
 from 1984 to 1988
 from 1989 to present
 Mar, Aug
 Mar, Jun, Oct
 Jan, Apr, Jul, Oct

1983	1984	1985	1986	1987	1988	1989	1990	1991	1992	Variable description
1993	1994	1995	1996	1997	1998	1999	2000	2001	2002	
2003	2004	2005	2006	2007	2008	2009	2010	2011	2012	
2013	2014	2015	2016	2017	2018	2019	2020	2021	2022	

Nr.	Name	Label	Survey period	Survey frequency
-----	------	-------	---------------	------------------

1.14) **rt** record type
 1983
 from 1984 to 1988
 from 1989 to 2000
 Mar, Aug
 Mar, Jun, Oct
 Jan, Apr, Jul, Oct*

1983	1984	1985	1986	1987	1988	1989	1990	1991	1992	Variable description * only Jan and Apr in 2000
1993	1994	1995	1996	1997	1998	1999	2000	2001	2002	
2003	2004	2005	2006	2007	2008	2009	2010	2011	2012	
2013	2014	2015	2016	2017	2018	2019	2020	2021	2022	

2. Standard questions

Nr.	Name	Label	Survey period	Survey frequency
-----	------	-------	---------------	------------------

2.1) **gson** judgement, present economic situation
 1983
 from 1984 to 1988
 from 1989 to present
 Mar, Aug
 Mar, Jun, Oct
 Jan, Apr, Jul, Oct

Wording of the question

from 03/1983 to present	Variable description General situation (present judgement)
The country's general situation regarding ... (present judgement) - overall economy good satisfactory bad	

Time span of the variable

1983	1984	1985	1986	1987	1988	1989	1990	1991	1992
1993	1994	1995	1996	1997	1998	1999	2000	2001	2002
2003	2004	2005	2006	2007	2008	2009	2010	2011	2012
2013	2014	2015	2016	2017	2018	2019	2020	2021	2022

--	--	--	--	--	--

Nr.	Name	Label	Survey period	Survey frequency
2.2)	gsop	economic situation compared to last year	1983 from 1984 to 1988 from 1989 to present	Mar, Aug Mar, Jun, Oct Jan, Apr, Jul, Oct

Wording of the question

<p>from 03/1983 to present</p> <p>The country's general situation regarding ... (compared to the same time last year)</p> <p style="text-align: center;"> <input type="checkbox"/> better <input type="checkbox"/> about the same <input type="checkbox"/> worse </p> <p>- overall economy</p>	<p>Variable description</p> <p>General situation (compared to the last year)</p>																																								
<p>Time span of the variable</p> <table border="1" style="width: 100%; text-align: center;"> <tr><td>1983</td><td>1984</td><td>1985</td><td>1986</td><td>1987</td><td>1988</td><td>1989</td><td>1990</td><td>1991</td><td>1992</td></tr> <tr><td>1993</td><td>1994</td><td>1995</td><td>1996</td><td>1997</td><td>1998</td><td>1999</td><td>2000</td><td>2001</td><td>2002</td></tr> <tr><td>2003</td><td>2004</td><td>2005</td><td>2006</td><td>2007</td><td>2008</td><td>2009</td><td>2010</td><td>2011</td><td>2012</td></tr> <tr><td>2013</td><td>2014</td><td>2015</td><td>2016</td><td>2017</td><td>2018</td><td>2019</td><td>2020</td><td>2021</td><td>2022</td></tr> </table>		1983	1984	1985	1986	1987	1988	1989	1990	1991	1992	1993	1994	1995	1996	1997	1998	1999	2000	2001	2002	2003	2004	2005	2006	2007	2008	2009	2010	2011	2012	2013	2014	2015	2016	2017	2018	2019	2020	2021	2022
1983	1984	1985	1986	1987	1988	1989	1990	1991	1992																																
1993	1994	1995	1996	1997	1998	1999	2000	2001	2002																																
2003	2004	2005	2006	2007	2008	2009	2010	2011	2012																																
2013	2014	2015	2016	2017	2018	2019	2020	2021	2022																																

Nr.	Name	Label	Survey period	Survey frequency
2.3)	gsof	economic situation end of next 6 months	1983 from 1984 to 1988 from 1989 to present	Mar, Aug Mar, Jun, Oct Jan, Apr, Jul, Oct

Wording of the question

<p>from 03/1983 to 04/1991</p> <p>The country's general situation regarding ... (from now: expected development for the next 6 to 12 months)</p> <p style="text-align: center;"> <input type="checkbox"/> improvement <input type="checkbox"/> no change <input type="checkbox"/> deterioration </p> <p>- overall economy</p>	<p>Variable description</p> <p>General situation (next 6-12 months)</p>																																								
<p>from 07/1991 to present</p> <p>The country's general situation regarding ... (from now on: expected situation by the end of the next 6 months)</p> <p style="text-align: center;"> <input type="checkbox"/> better <input type="checkbox"/> about the same <input type="checkbox"/> worse </p> <p>- overall economy</p>																																									
<p>Time span of the variable</p> <table border="1" style="width: 100%; text-align: center;"> <tr><td>1983</td><td>1984</td><td>1985</td><td>1986</td><td>1987</td><td>1988</td><td>1989</td><td>1990</td><td>1991</td><td>1992</td></tr> <tr><td>1993</td><td>1994</td><td>1995</td><td>1996</td><td>1997</td><td>1998</td><td>1999</td><td>2000</td><td>2001</td><td>2002</td></tr> <tr><td>2003</td><td>2004</td><td>2005</td><td>2006</td><td>2007</td><td>2008</td><td>2009</td><td>2010</td><td>2011</td><td>2012</td></tr> <tr><td>2013</td><td>2014</td><td>2015</td><td>2016</td><td>2017</td><td>2018</td><td>2019</td><td>2020</td><td>2021</td><td>2022</td></tr> </table>		1983	1984	1985	1986	1987	1988	1989	1990	1991	1992	1993	1994	1995	1996	1997	1998	1999	2000	2001	2002	2003	2004	2005	2006	2007	2008	2009	2010	2011	2012	2013	2014	2015	2016	2017	2018	2019	2020	2021	2022
1983	1984	1985	1986	1987	1988	1989	1990	1991	1992																																
1993	1994	1995	1996	1997	1998	1999	2000	2001	2002																																
2003	2004	2005	2006	2007	2008	2009	2010	2011	2012																																
2013	2014	2015	2016	2017	2018	2019	2020	2021	2022																																

Nr.	Name	Label	Survey period	Survey frequency
2.4)	gscn	judgement, present economic situation	1983 from 1984 to 1988 from 1989 to present	Mar, Aug Mar, Jun, Oct Jan, Apr, Jul, Oct

Wording of the question

<p>from 03/1983 to present</p>	<p>Variable description</p>
--------------------------------	-----------------------------

<p>The country's general situation regarding ... (present judgement)</p> <p>- capital expenditures* <input type="checkbox"/> good <input type="checkbox"/> satisfactory <input type="checkbox"/> bad</p>										<p>Investments (present judgement)</p> <p>* the remark (buildings and equipment) was used in Sep 1985-1988</p>
<p>Time span of the variable</p>										
1983	1984	1985	1986	1987	1988	1989	1990	1991	1992	
1993	1994	1995	1996	1997	1998	1999	2000	2001	2002	
2003	2004	2005	2006	2007	2008	2009	2010	2011	2012	
2013	2014	2015	2016	2017	2018	2019	2020	2021	2022	

Nr.	Name	Label	Survey period	Survey frequency
2.5)	gscp	economic situation compared to last year	1983 from 1984 to 1988 from 1989 to present	Mar, Aug Mar, Jun, Oct Jan, Apr, Jul, Oct

Wording of the question

<p>from 03/1983 to present</p> <p>The country's general situation regarding ... (compared to the same time last year)</p> <p>- capital expenditures* <input type="checkbox"/> better <input type="checkbox"/> about the same <input type="checkbox"/> worse</p>										<p>Variable description</p> <p>Investments (compared to the last year)</p> <p>* the remark (buildings and equipment) was used in Sep 1985-1988</p>
<p>Time span of the variable</p>										
1983	1984	1985	1986	1987	1988	1989	1990	1991	1992	
1993	1994	1995	1996	1997	1998	1999	2000	2001	2002	
2003	2004	2005	2006	2007	2008	2009	2010	2011	2012	
2013	2014	2015	2016	2017	2018	2019	2020	2021	2022	

Nr.	Name	Label	Survey period	Survey frequency
2.6)	gscf	economic situation end of next 6 months	1983 from 1984 to 1988 from 1989 to present	Mar, Aug Mar, Jun, Oct Jan, Apr, Jul, Oct

Wording of the question

<p>from 03/1983 to 04/1991</p> <p>The country's general situation regarding ... (from now: expected development for the next 6 to 12 months)</p> <p>- capital expenditures* <input type="checkbox"/> improvement <input type="checkbox"/> no change <input type="checkbox"/> deterioration</p>										<p>Variable description</p> <p>Investments (next 6-12 months)</p> <p>* the remark (buildings and equipment) was used in Sep 1985-1988</p>
<p>from 07/1991 to present</p> <p>The country's general situation regarding ... (from now on: expected situation by the end of the next 6 months)</p> <p>- capital expenditures <input type="checkbox"/> better <input type="checkbox"/> about the same <input type="checkbox"/> worse</p>										
<p>Time span of the variable</p>										
1983	1984	1985	1986	1987	1988	1989	1990	1991	1992	
1993	1994	1995	1996	1997	1998	1999	2000	2001	2002	

2003	2004	2005	2006	2007	2008	2009	2010	2011	2012
2013	2014	2015	2016	2017	2018	2019	2020	2021	2022

Nr.	Name	Label	Survey period	Survey frequency
2.7)	gspn	judgement, present economic situation	1983 from 1984 to 1988 from 1989 to present	Mar, Aug Mar, Jun, Oct Jan, Apr, Jul, Oct

Wording of the question

<p>from 03/1983 to present</p> <p>The country's general situation regarding ... (present judgement)</p> <p>- private consumption good satisfactory bad</p> <p style="text-align: center;"> <input type="checkbox"/> <input type="checkbox"/> <input type="checkbox"/> </p>	<p>Variable description</p> <p>Private consumption (present judgement)</p>																																																																																
<p>Time span of the variable</p> <table border="1"> <tr><td>1983</td><td>1984</td><td>1985</td><td>1986</td><td>1987</td><td>1988</td><td>1989</td><td>1990</td><td>1991</td><td>1992</td></tr> <tr><td></td><td></td><td></td><td></td><td></td><td></td><td></td><td></td><td></td><td></td></tr> <tr><td>1993</td><td>1994</td><td>1995</td><td>1996</td><td>1997</td><td>1998</td><td>1999</td><td>2000</td><td>2001</td><td>2002</td></tr> <tr><td></td><td></td><td></td><td></td><td></td><td></td><td></td><td></td><td></td><td></td></tr> <tr><td>2003</td><td>2004</td><td>2005</td><td>2006</td><td>2007</td><td>2008</td><td>2009</td><td>2010</td><td>2011</td><td>2012</td></tr> <tr><td></td><td></td><td></td><td></td><td></td><td></td><td></td><td></td><td></td><td></td></tr> <tr><td>2013</td><td>2014</td><td>2015</td><td>2016</td><td>2017</td><td>2018</td><td>2019</td><td>2020</td><td>2021</td><td>2022</td></tr> <tr><td></td><td></td><td></td><td></td><td></td><td></td><td></td><td></td><td></td><td></td></tr> </table>		1983	1984	1985	1986	1987	1988	1989	1990	1991	1992											1993	1994	1995	1996	1997	1998	1999	2000	2001	2002											2003	2004	2005	2006	2007	2008	2009	2010	2011	2012											2013	2014	2015	2016	2017	2018	2019	2020	2021	2022										
1983	1984	1985	1986	1987	1988	1989	1990	1991	1992																																																																								
1993	1994	1995	1996	1997	1998	1999	2000	2001	2002																																																																								
2003	2004	2005	2006	2007	2008	2009	2010	2011	2012																																																																								
2013	2014	2015	2016	2017	2018	2019	2020	2021	2022																																																																								

Nr.	Name	Label	Survey period	Survey frequency
2.8)	gspp	economic situation compared to last year	1983 from 1984 to 1988 from 1989 to present	Mar, Aug Mar, Jun, Oct Jan, Apr, Jul, Oct

Wording of the question

<p>from 03/1983 to present</p> <p>The country's general situation regarding ... (compared to the same time last year)</p> <p>- private consumption better about the same worse</p> <p style="text-align: center;"> <input type="checkbox"/> <input type="checkbox"/> <input type="checkbox"/> </p>	<p>Variable description</p> <p>Private consumption (compared to the last year)</p>																																																																																
<p>Time span of the variable</p> <table border="1"> <tr><td>1983</td><td>1984</td><td>1985</td><td>1986</td><td>1987</td><td>1988</td><td>1989</td><td>1990</td><td>1991</td><td>1992</td></tr> <tr><td></td><td></td><td></td><td></td><td></td><td></td><td></td><td></td><td></td><td></td></tr> <tr><td>1993</td><td>1994</td><td>1995</td><td>1996</td><td>1997</td><td>1998</td><td>1999</td><td>2000</td><td>2001</td><td>2002</td></tr> <tr><td></td><td></td><td></td><td></td><td></td><td></td><td></td><td></td><td></td><td></td></tr> <tr><td>2003</td><td>2004</td><td>2005</td><td>2006</td><td>2007</td><td>2008</td><td>2009</td><td>2010</td><td>2011</td><td>2012</td></tr> <tr><td></td><td></td><td></td><td></td><td></td><td></td><td></td><td></td><td></td><td></td></tr> <tr><td>2013</td><td>2014</td><td>2015</td><td>2016</td><td>2017</td><td>2018</td><td>2019</td><td>2020</td><td>2021</td><td>2022</td></tr> <tr><td></td><td></td><td></td><td></td><td></td><td></td><td></td><td></td><td></td><td></td></tr> </table>		1983	1984	1985	1986	1987	1988	1989	1990	1991	1992											1993	1994	1995	1996	1997	1998	1999	2000	2001	2002											2003	2004	2005	2006	2007	2008	2009	2010	2011	2012											2013	2014	2015	2016	2017	2018	2019	2020	2021	2022										
1983	1984	1985	1986	1987	1988	1989	1990	1991	1992																																																																								
1993	1994	1995	1996	1997	1998	1999	2000	2001	2002																																																																								
2003	2004	2005	2006	2007	2008	2009	2010	2011	2012																																																																								
2013	2014	2015	2016	2017	2018	2019	2020	2021	2022																																																																								

Nr.	Name	Label	Survey period	Survey frequency
2.9)	gspp	economic situation end of next 6 months	1983 from 1984 to 1988 from 1989 to present	Mar, Aug Mar, Jun, Oct Jan, Apr, Jul, Oct

Wording of the question

<p>from 03/1983 to 04/1991</p> <p>The country's general situation regarding ... (from now: expected development for the next 6 to 12 months)</p> <p>- private consumption <input type="text"/> improvement <input type="text"/> no change <input type="text"/> deterioration</p>	Variable description Private consumption (next 6-12 months)								
<p>from 07/1991 to present</p> <p>The country's general situation regarding ... (from now on: expected situation by the end of the next 6 months)</p> <p>- private consumption <input type="text"/> better <input type="text"/> about the same <input type="text"/> worse</p>									
Time span of the variable									
1983	1984	1985	1986	1987	1988	1989	1990	1991	1992
1993	1994	1995	1996	1997	1998	1999	2000	2001	2002
2003	2004	2005	2006	2007	2008	2009	2010	2011	2012
2013	2014	2015	2016	2017	2018	2019	2020	2021	2022

Nr.	Name	Label	Survey period	Survey frequency
2.10)	tvex	foreign trade volume export	1983 from 1984 to 1988 from 1989 to present	Mar, Aug Mar, Jun, Oct Jan, Apr, Jul, Oct

Wording of the question

<p>from 03/1983 to 01/1990</p> <p>Expected trend of foreign trade volume within the next 6 to 12 months</p> <p>- exports <input type="text"/> increase <input type="text"/> no change <input type="text"/> decrease</p>	Variable description Export								
<p>from 04/1990 to 04/1991</p> <p>Expected trend of foreign trade volume within the next 6 to 12 months (in convertible currency)</p> <p>- exports <input type="text"/> increase <input type="text"/> no change <input type="text"/> decrease</p>									
<p>from 07/1991 to present</p> <p>Expected foreign trade volume by the end of the next 6 months (in convertible currency)</p> <p>- exports <input type="text"/> higher <input type="text"/> about the same <input type="text"/> lower</p>									
Time span of the variable									
1983	1984	1985	1986	1987	1988	1989	1990	1991	1992
1993	1994	1995	1996	1997	1998	1999	2000	2001	2002
2003	2004	2005	2006	2007	2008	2009	2010	2011	2012
2013	2014	2015	2016	2017	2018	2019	2020	2021	2022

Nr.	Name	Label	Survey period	Survey frequency
2.11)	tvim	foreign trade volume import	1983 from 1984 to 1988 from 1989 to present	Mar, Aug Mar, Jun, Oct Jan, Apr, Jul, Oct

Wording of the question

from 03/1983 to 01/1990	Variable description		
Expected trend of foreign trade volume within the next 6 to 12 months	Import		
- imports	increase <input type="text"/>	no change <input type="text"/>	decrease <input type="text"/>
from 04/1990 to 04/1991			
Expected trend of foreign trade volume within the next 6 to 12 months (in convertible currency)			
- imports	increase <input type="text"/>	no change <input type="text"/>	decrease <input type="text"/>
from 07/1991 to present			
Expected foreign trade volume by the end of the next 6 months (in convertible currency)			
- imports	higher <input type="text"/>	about the same <input type="text"/>	lower <input type="text"/>

Time span of the variable

1983	1984	1985	1986	1987	1988	1989	1990	1991	1992
1993	1994	1995	1996	1997	1998	1999	2000	2001	2002
2003	2004	2005	2006	2007	2008	2009	2010	2011	2012
2013	2014	2015	2016	2017	2018	2019	2020	2021	2022

Nr.	Name	Label	Survey period	Survey frequency
2.12)	tbal	trade balance	1983 from 1984 to 1988 from 1989 to present	Mar, Aug Mar, Jun, Oct Jan, Apr, Jul, Oct

Wording of the question

from 03/1983 to 01/1990	Variable description		
Expected development of trade balance within the next 6 to 12 months	Development of the trade balance in the next 6-12 months		
	improvement <input type="text"/>	no change <input type="text"/>	deterioration <input type="text"/>
from 04/1990 to 04/1991			
Expected development of trade balance within the next 6 to 12 months (in convertible currency)			
(a) increasing surplus or decreasing deficit	improvement (a) <input type="text"/>	no change <input type="text"/>	deterioration (b) <input type="text"/>
(b) decreasing surplus or increasing deficit			
from 04/1991 to present			
Expected trade balance within the next 6 months (in convertible currency)			
(a) increasing surplus or decreasing deficit	improvement (a) <input type="text"/>	no change <input type="text"/>	deterioration (b) <input type="text"/>
(b) decreasing surplus or increasing deficit			

Time span of the variable

1983	1984	1985	1986	1987	1988	1989	1990	1991	1992
1993	1994	1995	1996	1997	1998	1999	2000	2001	2002
2003	2004	2005	2006	2007	2008	2009	2010	2011	2012
2013	2014	2015	2016	2017	2018	2019	2020	2021	2022

--	--	--	--	--	--

Nr.	Name	Label	Survey period	Survey frequency
2.13)	cprice	consumer prices	1983 from 1984 to 1988 from 1989 to 1991	Mar, Aug Mar, Jun, Oct Jan, Apr, Jul, Oct

Wording of the question

<p>from 03/1983 to 04/1991</p> <p>Expected tendency of consumer prices within the next 6 to 12 months</p> <ul style="list-style-type: none"> - accelerated increase - constant increase - decelerated increase - stagnation - decrease <div style="display: flex; align-items: center;"> <div style="border: 1px solid black; width: 20px; height: 20px; margin-right: 5px;"></div> <div style="border: 1px solid black; width: 20px; height: 20px; margin-right: 5px;"></div> <div style="border: 1px solid black; width: 20px; height: 20px; margin-right: 5px;"></div> <div style="border: 1px solid black; width: 20px; height: 20px; margin-right: 5px;"></div> <div style="border: 1px solid black; width: 20px; height: 20px;"></div> </div>	<p>Variable description</p> <p>Expected tendency of consumer prices within the next 6-12 months</p>
--	---

Time span of the variable

1983	1984	1985	1986	1987	1988	1989	1990	1991	1992
1993	1994	1995	1996	1997	1998	1999	2000	2001	2002
2003	2004	2005	2006	2007	2008	2009	2010	2011	2012
2013	2014	2015	2016	2017	2018	2019	2020	2021	2022

Nr.	Name	Label	Survey period	Survey frequency
2.14)	infl	inflation rate	1990 from 1991 to present	Jul Jan, Apr, Jul, Oct

Wording of the question

<p>from 07/1991 to 07/1994</p> <p>Expected inflation rate by the end of the next 6 months</p> <div style="display: flex; justify-content: space-around; align-items: center;"> <div style="text-align: center;">higher <input type="text"/></div> <div style="text-align: center;">about the same <input type="text"/></div> <div style="text-align: center;">lower <input type="text"/></div> </div>	<p>Variable description</p> <p>Expected inflation rate by the end of the next 6 months</p>
<p>from 10/1994 to present</p> <p>Expected inflation rate by the end of the next 6 months (change of consumer prices compared to same month previous year)</p> <div style="display: flex; justify-content: space-around; align-items: center;"> <div style="text-align: center;">higher <input type="text"/></div> <div style="text-align: center;">about the same <input type="text"/></div> <div style="text-align: center;">lower <input type="text"/></div> </div>	

Time span of the variable

1983	1984	1985	1986	1987	1988	1989	1990	1991	1992
1993	1994	1995	1996	1997	1998	1999	2000	2001	2002
2003	2004	2005	2006	2007	2008	2009	2010	2011	2012
2013	2014	2015	2016	2017	2018	2019	2020	2021	2022

Nr.	Name	Label	Survey period	Survey frequency
2.15)	infr	inflation rate in %	1990 from 1991 to present	Jul Jan, Apr, Jul, Oct

Wording of the question

Variable description
<p>from 07/1990 to 04/1991</p> <p>The rate of inflation will be: _____ %</p>
<p>from 07/1991 to 07/1994 and in 04/1995</p> <p>The rate of inflation by the end of the next 6 months will be: _____ % (p.a.)</p>
<p>from 10/1994 to 10/1998 (excl. 04/1995) and in 10/1999 & 10/2000</p> <p>The rate of inflation on average this year will be: _____ % (p.a.) (compared to average of previous year)</p>
<p>from 01/1999 to 04/2011 (excl. 10/1999 & 10/2000)</p> <p><u>Wording irregularly switching between</u></p> <p>The rate of inflation on average of this year will be: _____ % (p.a.)</p> <p><u>and</u></p> <p>The rate of inflation on average of 20XX* will be _____ % (p.a.)</p>
<p>from 07/2011 to present</p> <p>The rate of inflation on average of 20XX will be _____ % (p.a.)</p>

Expected inflation rate by the end of the next 6 months in %

*20XX refers to the current year
Example:
If the question was asked in 2002, 20XX refers to 2002

Time span of the variable

1983	1984	1985	1986	1987	1988	1989	1990	1991	1992
1993	1994	1995	1996	1997	1998	1999	2000	2001	2002
2003	2004	2005	2006	2007	2008	2009	2010	2011	2012
2013	2014	2015	2016	2017	2018	2019	2020	2021	2022

Nr.	Name	Label	Survey period	Survey frequency
2.16)	irst	interest rate short-term	1983 from 1984 to 1988 from 1989 to present	Mar, Aug Mar, Jun, Oct Jan, Apr, Jul, Oct

Wording of the question

Variable description
<p>from 03/1983 to 04/1991</p> <p>Expected development of short-term interest rates within the next 6-12 months</p> <p style="text-align: center;"> <input type="checkbox"/> increase <input type="checkbox"/> no change <input type="checkbox"/> decrease </p>
<p>from 07/1991 to 01/1998</p> <p>Expected short-term interest rates by the end of the next 6 months</p> <p style="text-align: center;"> <input type="checkbox"/> higher <input type="checkbox"/> about the same <input type="checkbox"/> lower </p>
<p>from 04/1998 to present</p> <p>Expected interest rates by the end of the next 6 months</p> <p>- short-term rates (3-month money market rates)</p> <p style="text-align: center;"> <input type="checkbox"/> higher <input type="checkbox"/> about the same <input type="checkbox"/> lower </p>

Expected development of the short-term interest rates

Time span of the variable

1983	1984	1985	1986	1987	1988	1989	1990	1991	1992
1993	1994	1995	1996	1997	1998	1999	2000	2001	2002

2003	2004	2005	2006	2007	2008	2009	2010	2011	2012
2013	2014	2015	2016	2017	2018	2019	2020	2021	2022

Nr.	Name	Label	Survey period	Survey frequency
-----	------	-------	---------------	------------------

2.17) **irlt** interest rate long-term from 04/1998 to present Jan, Apr, Jul, Oct

Wording of the question

<p>from 04/1998 to present</p> <p>Expected interest rates by the end of the next 6 months</p> <p>- long-term rates (government bonds with 10 and more years of maturity)</p> <p style="text-align: center;">higher about the same lower</p> <p style="text-align: center;"> <input type="checkbox"/> <input type="checkbox"/> <input type="checkbox"/> </p>	<p>Variable description</p> <p>Expected development of the long-term interest rates</p>
---	--

Time span of the variable

1983	1984	1985	1986	1987	1988	1989	1990	1991	1992
1993	1994	1995	1996	1997	1998	1999	2000	2001	2002
2003	2004	2005	2006	2007	2008	2009	2010	2011	2012
2013	2014	2015	2016	2017	2018	2019	2020	2021	2022

Nr.	Name	Label	Survey period	Survey frequency
-----	------	-------	---------------	------------------

2.18) **cuus** currencies US \$ 1983 from 1984 to 1988 from 1989 to present Mar, Aug Mar, Jun, Oct Jan, Apr, Jul, Oct

Wording of the question

<p>from 03/1983 to 10/2000</p> <p>At present, how do you judge these currencies (US-\$; DM; UK £; Yen) - in relation to this country's currency?</p> <p style="text-align: center;">US \$</p> <p>- overvalued <input type="checkbox"/></p> <p>- about at proper value <input type="checkbox"/></p> <p>- undervalued <input type="checkbox"/></p>	<p>Variable description</p> <p>US-Dollar relation</p>
<p>from 01/2001 to 10/2001</p> <p>At present, how do you judge these currencies - (US-\$, DM(Euro), UK£, Yen) in relation to this country's currency?</p> <p style="text-align: center;">US \$</p> <p>- overvalued <input type="checkbox"/></p> <p>- about at proper value <input type="checkbox"/></p> <p>- undervalued <input type="checkbox"/></p>	
<p>from 01/2002 to 01/2003</p> <p>At present, how do you judge these currencies - (US-\$, Euro, UK£, Yen) in relation to this country's currency?</p> <p style="text-align: center;">US \$</p> <p>- overvalued <input type="checkbox"/></p> <p>- about at proper value <input type="checkbox"/></p> <p>- undervalued <input type="checkbox"/></p>	
<p>from 04/2003 to present</p> <p>At present, in relation to this country's currency the following currencies (US\$, Euro, UK£, Yen) are...</p> <p style="text-align: center;">US\$</p> <p>- overvalued <input type="checkbox"/></p> <p>- about at proper value <input type="checkbox"/></p> <p>- undervalued <input type="checkbox"/></p>	

Time span of the variable

1983	1984	1985	1986	1987	1988	1989	1990	1991	1992
1993	1994	1995	1996	1997	1998	1999	2000	2001	2002
2003	2004	2005	2006	2007	2008	2009	2010	2011	2012
2013	2014	2015	2016	2017	2018	2019	2020	2021	2022

Nr.	Name	Label	Survey period	Survey frequency
2.19)	cude	currencies DM / Euro-DM (10/2000) / DM-Euro (1/2001-10/2001) / Euro (from 1/2002)	1983 from 1984 to 1988 from 1989 to present	Mar, Aug Mar, Jun, Oct Jan, Apr, Jul, Oct

Wording of the question

Variable description
<p>from 03/1983 to 10/2000</p> <p>At present, how do you judge these currencies (US-\$; DM; UK £; Yen) - in relation to this country's currency?</p> <p style="text-align: center;">DM</p> <p>- overvalued <input type="checkbox"/></p> <p>- about at proper value <input type="checkbox"/></p> <p>- undervalued <input type="checkbox"/></p>
<p>from 01/2001 to 10/2001</p> <p>At present, how do you judge these currencies - (US-\$, DM(Euro), UK£, Yen) in relation to this country's currency?</p> <p style="text-align: center;">DM (Euro)</p> <p>- overvalued <input type="checkbox"/></p> <p>- about at proper value <input type="checkbox"/></p> <p>- undervalued <input type="checkbox"/></p>
<p>from 01/2002 to 01/2003</p> <p>At present, how do you judge these currencies - (US-\$, Euro, UK£, Yen) in relation to this country's currency?</p> <p style="text-align: center;">Euro</p> <p>- overvalued <input type="checkbox"/></p> <p>- about at proper value <input type="checkbox"/></p> <p>- undervalued <input type="checkbox"/></p>
<p>from 04/2003 to present</p> <p>At present, in relation to this country's currency the following currencies (US\$, Euro, UK£, Yen) are...</p> <p style="text-align: center;">Euro</p> <p>- overvalued <input type="checkbox"/></p> <p>- about at proper value <input type="checkbox"/></p> <p>- undervalued <input type="checkbox"/></p>

Time span of the variable

1983	1984	1985	1986	1987	1988	1989	1990	1991	1992
1993	1994	1995	1996	1997	1998	1999	2000	2001	2002
2003	2004	2005	2006	2007	2008	2009	2010	2011	2012
2013	2014	2015	2016	2017	2018	2019	2020	2021	2022

Nr.	Name	Label	Survey period	Survey frequency
2.20)	cuuk	currencies UK L	1983 from 1984 to 1988 from 1989 to present	Mar, Aug Mar, Jun, Oct Jan, Apr, Jul, Oct

Wording of the question

Variable description

from 03/1983 to 10/2000

At present, how do you judge these currencies (US-\$; DM; UK £; Yen) - in relation to this country's currency?

UK £

- overvalued

- about at proper value

- undervalued

from 01/2001 to 10/2001

At present, how do you judge these currencies - (US-\$, DM(Euro), UK£, Yen) in relation to this country's currency?

UK £

- overvalued

- about at proper value

- undervalued

from 01/2002 to 01/2003

At present, how do you judge these currencies - (US-\$, Euro, UK£, Yen) in relation to this country's currency?

UK £

- overvalued

- about at proper value

- undervalued

from 04/2003 to present

At present, in relation to this country's currency the following currencies (US\$, Euro, UK£, Yen) are...

UK £

- overvalued

- about at proper value

- undervalued

British Pound relation

Time span of the variable

1983	1984	1985	1986	1987	1988	1989	1990	1991	1992
1993	1994	1995	1996	1997	1998	1999	2000	2001	2002
2003	2004	2005	2006	2007	2008	2009	2010	2011	2012
2013	2014	2015	2016	2017	2018	2019	2020	2021	2022

Nr.	Name	Label	Survey period	Survey frequency
2.21)	cujp	currencies YEN	1983 from 1984 to 1988 from 1989 to present	Mar, Aug Mar, Jun, Oct Jan, Apr, Jul, Oct

Wording of the question

from 03/1983 to 10/2000

At present, how do you judge these currencies (US-\$; DM; UK £; Yen) - in relation to this country's currency?

Yen

- overvalued

- about at proper value

- undervalued

from 01/2001 to 10/2001

At present, how do you judge these currencies - (US-\$, DM(Euro), UK£, Yen) in relation to this country's currency?

Yen

- overvalued

- about at proper value

- undervalued

from 01/2002 to 01/2003

At present, how do you judge these currencies - (US-\$, Euro, UK£, Yen) in relation to this country's currency?

Yen

- overvalued

- about at proper value

- undervalued

from 04/2003 to present

At present, in relation to this country's currency the following currencies (US\$, Euro, UK£, Yen) are...

Variable description

Japanese Yen relation

Yen

- overvalued
- about at proper value
- undervalued

Time span of the variable

1983	1984	1985	1986	1987	1988	1989	1990	1991	1992
1993	1994	1995	1996	1997	1998	1999	2000	2001	2002
2003	2004	2005	2006	2007	2008	2009	2010	2011	2012
2013	2014	2015	2016	2017	2018	2019	2020	2021	2022

Nr.	Name	Label	Survey period	Survey frequency
-----	------	-------	---------------	------------------

2.22)	vaus	value of US \$	1984, 1988 from 1989 to present	Mar, Jun, Oct Jan, Apr, Jul, Oct
-------	------	----------------	------------------------------------	-------------------------------------

Wording of the question

<p>from 04/1990* to 04/1991</p> <p>The value of the US-\$ in relation to this country's currency is expected in the next 6 months to</p> <p style="text-align: center;"> <input type="checkbox"/> increase <input type="checkbox"/> remain unchanged <input type="checkbox"/> decrease </p> <hr/> <p>from 07/1991 to present</p> <p>The value of the US-\$ in relation to this country's currency by the end of the next 6 months will be</p> <p style="text-align: center;"> <input type="checkbox"/> higher <input type="checkbox"/> about the same <input type="checkbox"/> lower </p>	<p>Variable description</p> <p>Development of the US-Dollar relation</p> <p>* was a special question before 04/1990</p>
---	--

Time span of the variable

1983	1984	1985	1986	1987	1988	1989	1990	1991	1992
1993	1994	1995	1996	1997	1998	1999	2000	2001	2002
2003	2004	2005	2006	2007	2008	2009	2010	2011	2012
2013	2014	2015	2016	2017	2018	2019	2020	2021	2022

Nr.	Name	Label	Survey period	Survey frequency
-----	------	-------	---------------	------------------

2.23)	dspl	domestic share prices	from 1998 to present	Jan, Apr, Jul, Oct
-------	------	-----------------------	----------------------	--------------------

Wording of the question

<p>from 04/1998 to present</p> <p>The level of domestic share prices by the end of the next 6 months will be</p> <p style="text-align: center;"> <input type="checkbox"/> higher <input type="checkbox"/> about the same <input type="checkbox"/> lower </p>	<p>Variable description</p> <p>Stock prices level after the next 6 months</p>
--	--

Time span of the variable

1983	1984	1985	1986	1987	1988	1989	1990	1991	1992
1993	1994	1995	1996	1997	1998	1999	2000	2001	2002
2003	2004	2005	2006	2007	2008	2009	2010	2011	2012

2013	2014	2015	2016	2017	2018	2019	2020	2021	2022

Nr.	Name	Label	Survey period	Survey frequency
2.24)	ep01	problem government policy	1983 from 1984 to 1988 from 1989 to Jan 2002 from Apr 2002 to present	Mar, Aug Mar, Jun, Oct Jan, Apr, Jul, Oct Apr, Oct

Wording of the question

Variable description
<p>from 03/1983 to 04/1991</p> <p>The most important problems for the economy in this country are at present</p> <p>- lack of confidence in the government's economic policy <input type="text"/></p>
<p>from 07/1991 to 10/2002</p> <p>Please try to assess the importance of the following problems the economy of your country is facing at present</p> <p>most important also very important not so important / not relevant *</p> <p>- lack of confidence in the government's economic policy <input type="text"/> <input type="text"/> <input type="text"/></p>
<p>from 04/2003 to present</p> <p>Please try to assess the importance of the following problems the economy of your country is facing at present</p> <p>very important** important** not so important</p> <p>- lack of confidence in the government's economic policy <input type="text"/> <input type="text"/> <input type="text"/></p>

Time span of the variable

1983	1984	1985	1986	1987	1988	1989	1990	1991	1992
1993	1994	1995	1996	1997	1998	1999	2000	2001	2002
2003	2004	2005	2006	2007	2008	2009	2010	2011	2012
2013	2014	2015	2016	2017	2018	2019	2020	2021	2022

Nr.	Name	Label	Survey period	Survey frequency
2.25)	ep02	problem insufficient demand	1983 from 1984 to 1988 from 1989 to Jan 2002 from Apr 2002 to present	Mar, Aug Mar, Jun, Oct Jan, Apr, Jul, Oct Apr, Oct

Wording of the question

Variable description
<p>from 03/1983 to 04/1991</p> <p>The most important problems for the economy in this country are at present</p> <p>- insufficient demand <input type="text"/></p>
<p>from 07/1991 to 10/2002</p> <p>Please try to assess the importance of the following problems the economy of your country is facing at present</p> <p>most important also very important not so important / not relevant *</p> <p>- insufficient demand <input type="text"/> <input type="text"/> <input type="text"/></p>
<p>from 04/2003 to present</p> <p>Please try to assess the importance of the following problems the economy of your country is facing at present</p> <p>very important** important** not so important</p> <p>- insufficient demand <input type="text"/> <input type="text"/> <input type="text"/></p>

Time span of the variable

1983	1984	1985	1986	1987	1988	1989	1990	1991	1992
1993	1994	1995	1996	1997	1998	1999	2000	2001	2002
2003	2004	2005	2006	2007	2008	2009	2010	2011	2012
2013	2014	2015	2016	2017	2018	2019	2020	2021	2022

Nr.	Name	Label	Survey period	Survey frequency
2.26)	ep03	problem unemployment	1983 from 1984 to 1988 from 1989 to Jan 2002 from Apr 2002 to present	Mar, Aug Mar, Jun, Oct Jan, Apr, Jul, Oct Apr, Oct

Wording of the question

Variable description
<p>from 03/1983 to 04/1991</p> <p>The most important problems for the economy in this country are at present</p> <p>- unemployment <input type="text"/></p>
<p>from 07/1991 to 10/2002</p> <p>Please try to assess the importance of the following problems the economy of your country is facing at present</p> <p>most important also very important not so important / not relevant *</p> <p>- unemployment <input type="text"/> <input type="text"/> <input type="text"/></p>
<p>from 04/2003 to present</p> <p>Please try to assess the importance of the following problems the economy of your country is facing at present</p> <p>very important** important** not so important</p> <p>- unemployment <input type="text"/> <input type="text"/> <input type="text"/></p>

Time span of the variable

1983	1984	1985	1986	1987	1988	1989	1990	1991	1992
1993	1994	1995	1996	1997	1998	1999	2000	2001	2002
2003	2004	2005	2006	2007	2008	2009	2010	2011	2012
2013	2014	2015	2016	2017	2018	2019	2020	2021	2022

Nr.	Name	Label	Survey period	Survey frequency
2.27)	ep04	problem inflation	1983 from 1984 to 1988 from 1989 to Jan 2002 from Apr 2002 to present	Mar, Aug Mar, Jun, Oct Jan, Apr, Jul, Oct Apr, Oct

Wording of the question

Variable description
<p>from 03/1983 to 04/1991</p> <p>The most important problems for the economy in this country are at present</p> <p>- inflation <input type="text"/></p>
<p>from 07/1991 to 10/2002</p> <p>Please try to assess the importance of the following problems the economy of your country is facing at present</p>

	most important	also very important	not so important / not relevant *
- inflation	<input type="text"/>	<input type="text"/>	<input type="text"/>
from 04/2003 to present			
Please try to assess the importance of the following problems the economy of your country is facing at present			
	very important**	important**	not so important
- inflation	<input type="text"/>	<input type="text"/>	<input type="text"/>

Time span of the variable

1983	1984	1985	1986	1987	1988	1989	1990	1991	1992
1993	1994	1995	1996	1997	1998	1999	2000	2001	2002
2003	2004	2005	2006	2007	2008	2009	2010	2011	2012
2013	2014	2015	2016	2017	2018	2019	2020	2021	2022

Nr.	Name	Label	Survey period	Survey frequency
2.28)	ep05	problem competitiveness	1983 from 1984 to 1988 from 1989 to Jan 2002 from Apr 2002 to present	Mar, Aug Mar, Jun, Oct Jan, Apr, Jul, Oct Apr, Oct

Wording of the question

from 03/1983 to 04/1991				Variable description
The most important problems for the economy in this country are at present				Most important problems - Lack of international competitiveness
- lack of international competitiveness	<input type="text"/>			* the word "so" was omitted in 04/1998 and 07/1998; "not relevant" was omitted in 04/2002 and 10/2002
from 07/1991 to 10/2002				** "most important" was used instead of "very important" and "also very important" was used instead of "important" in 10/2003
Please try to assess the importance of the following problems the economy of your country is facing at present	most important	also very important	not so important / not relevant *	
- lack of international competitiveness	<input type="text"/>	<input type="text"/>	<input type="text"/>	
from 04/2003 to present				
Please try to assess the importance of the following problems the economy of your country is facing at present	very important**	important**	not so important	
- lack of international competitiveness	<input type="text"/>	<input type="text"/>	<input type="text"/>	

Time span of the variable

1983	1984	1985	1986	1987	1988	1989	1990	1991	1992
1993	1994	1995	1996	1997	1998	1999	2000	2001	2002
2003	2004	2005	2006	2007	2008	2009	2010	2011	2012
2013	2014	2015	2016	2017	2018	2019	2020	2021	2022

Nr.	Name	Label	Survey period	Survey frequency
2.29)	ep06	problem trade barriers	1983 from 1984 to 1988 from 1989 to Jan 2002 from Apr 2002 to present	Mar, Aug Mar, Jun, Oct Jan, Apr, Jul, Oct Apr, Oct

Wording of the question

<p>from 03/1983 to 04/1991</p> <p>The most important problems for the economy in this country are at present</p> <p>- trade barriers to exports <input type="text"/></p>	<p>Variable description</p> <p>Most important problems - Trade barriers to exports</p> <p>* the word "so" was omitted in 04/1998 and 07/1998; "not relevant" was omitted in 04/2002 and 10/2002</p> <p>** "most important" was used instead of "very important" and "also very important" was used instead of "important" in 10/2003</p>
<p>from 07/1991 to 10/2002</p> <p>Please try to assess the importance of the following problems the economy of your country is facing at present</p> <p style="text-align: center;">most important also very important not so important / not relevant *</p> <p>- trade barriers to exports <input type="text"/> <input type="text"/> <input type="text"/></p>	
<p>from 04/2003 to present</p> <p>Please try to assess the importance of the following problems the economy of your country is facing at present</p> <p style="text-align: center;">very important** important** not so important</p> <p>- trade barriers to exports <input type="text"/> <input type="text"/> <input type="text"/></p>	

Time span of the variable

1983	1984	1985	1986	1987	1988	1989	1990	1991	1992
1993	1994	1995	1996	1997	1998	1999	2000	2001	2002
2003	2004	2005	2006	2007	2008	2009	2010	2011	2012
2013	2014	2015	2016	2017	2018	2019	2020	2021	2022

Nr.	Name	Label	Survey period	Survey frequency
2.30)	ep07	problem skilled labour	1983 from 1984 to 1988 from 1989 to Jan 2002 from Apr 2002 to present	Mar, Aug Mar, Jun, Oct Jan, Apr, Jul, Oct Apr, Oct

Wording of the question

<p>from 03/1983 to 04/1991</p> <p>The most important problems for the economy in this country are at present</p> <p>- lack of skilled labour <input type="text"/></p>	<p>Variable description</p> <p>Most important problems - Lack of skilled labour</p> <p>* the word "so" was omitted in 04/1998 and 07/1998; "not relevant" was omitted in 04/2002 and 10/2002</p> <p>** "most important" was used instead of "very important" and "also very important" was used instead of "important" in 10/2003</p>
<p>from 07/1991 to 10/2002</p> <p>Please try to assess the importance of the following problems the economy of your country is facing at present</p> <p style="text-align: center;">most important also very important not so important / not relevant *</p> <p>- lack of skilled labour <input type="text"/> <input type="text"/> <input type="text"/></p>	
<p>from 04/2003 to present</p> <p>Please try to assess the importance of the following problems the economy of your country is facing at present</p> <p style="text-align: center;">very important** important** not so important</p> <p>- lack of skilled labour <input type="text"/> <input type="text"/> <input type="text"/></p>	

Time span of the variable

1983	1984	1985	1986	1987	1988	1989	1990	1991	1992
1993	1994	1995	1996	1997	1998	1999	2000	2001	2002
2003	2004	2005	2006	2007	2008	2009	2010	2011	2012
2013	2014	2015	2016	2017	2018	2019	2020	2021	2022

--	--	--	--	--	--

Nr.	Name	Label	Survey period	Survey frequency
2.31)	ep08	problem public deficits	from 1984 to 1988 from 1989 to Jan 2002 from Apr 2002 to present	Mar, Jun, Oct Jan, Apr, Jul, Oct Apr, Oct

Wording of the question

Variable description
<p>from 02/1984 to 04/1991</p> <p>The most important problems for the economy in this country are at present</p> <p>- public deficits <input type="text"/></p>
<p>from 07/1991 to 10/2002</p> <p>Please try to assess the importance of the following problems the economy of your country is facing at present</p> <p>most important also very important not so important / not relevant *</p> <p>- public deficits <input type="text"/> <input type="text"/> <input type="text"/></p>
<p>from 04/2003 to present</p> <p>Please try to assess the importance of the following problems the economy of your country is facing at present</p> <p>very important** important** not so important</p> <p>- public deficits <input type="text"/> <input type="text"/> <input type="text"/></p>

Most important problems - Public deficits

* the word "so" was omitted in 04/1998 and 07/1998; "not relevant" was omitted in 04/2002 and 10/2002

** "most important" was used instead of "very important" and "also very important" was used instead of "important" in 10/2003

Time span of the variable

1983	1984	1985	1986	1987	1988	1989	1990	1991	1992
1993	1994	1995	1996	1997	1998	1999	2000	2001	2002
2003	2004	2005	2006	2007	2008	2009	2010	2011	2012
2013	2014	2015	2016	2017	2018	2019	2020	2021	2022

Nr.	Name	Label	Survey period	Survey frequency
2.32)	ep09	problem foreign debts	from 1984 to 1988 from 1989 to Jan 2002 from Apr 2002 to present	Mar, Jun, Oct Jan, Apr, Jul, Oct Apr, Oct

Wording of the question

Variable description
<p>from 02/1984 to 04/1991</p> <p>The most important problems for the economy in this country are at present</p> <p>- foreign debts <input type="text"/></p>
<p>from 07/1991 to 10/2002</p> <p>Please try to assess the importance of the following problems the economy of your country is facing at present</p> <p>most important also very important not so important / not relevant *</p> <p>- foreign debts <input type="text"/> <input type="text"/> <input type="text"/></p>
<p>from 04/2003 to present</p> <p>Please try to assess the importance of the following problems the economy of your country is facing at present</p> <p>very important** important** not so important</p> <p>- foreign debts <input type="text"/> <input type="text"/> <input type="text"/></p>

Most important problems - Foreign debts

* the word "so" was omitted in 04/1998 and 07/1998; "not relevant" was omitted in 04/2002 and 10/2002

** "most important" was used instead of "very important" and "also very important" was used instead of "important" in 10/2003

Time span of the variable

1983	1984	1985	1986	1987	1988	1989	1990	1991	1992
1993	1994	1995	1996	1997	1998	1999	2000	2001	2002

2003	2004	2005	2006	2007	2008	2009	2010	2011	2012
2013	2014	2015	2016	2017	2018	2019	2020	2021	2022

Nr.	Name	Label	Survey period	Survey frequency
2.33)	ep10	problem capital shortage	from 1990 to Jan 2002 from Apr 2002 to present	Jan, Apr, Jul, Oct Apr, Oct

Wording of the question

Variable description
<p>from 04/1990 to 04/1991</p> <p>The most important problems for the economy in this country are at present</p> <p>- capital shortage <input type="text"/></p>
<p>from 07/1991 to 10/2002</p> <p>Please try to assess the importance of the following problems the economy of your country is facing at present</p> <p>most important also very important not so important / not relevant *</p> <p>- capital shortage <input type="text"/> <input type="text"/> <input type="text"/></p>
<p>from 04/2003 to present</p> <p>Please try to assess the importance of the following problems the economy of your country is facing at present</p> <p>very important** important** not so important</p> <p>- capital shortage <input type="text"/> <input type="text"/> <input type="text"/></p>

Time span of the variable

1983	1984	1985	1986	1987	1988	1989	1990	1991	1992
1993	1994	1995	1996	1997	1998	1999	2000	2001	2002
2003	2004	2005	2006	2007	2008	2009	2010	2011	2012
2013	2014	2015	2016	2017	2018	2019	2020	2021	2022

Nr.	Name	Label	Survey period	Survey frequency
2.34)	ep11	problem corruption	since Apr 2016	Apr, Oct

Wording of the question

Variable description
<p>since 04/2016</p> <p>Please try to assess the importance of the following problems the economy of your country is facing at present</p> <p>very important important not so important</p> <p>- corruption <input type="text"/> <input type="text"/> <input type="text"/></p>

Time span of the variable

1983	1984	1985	1986	1987	1988	1989	1990	1991	1992
1993	1994	1995	1996	1997	1998	1999	2000	2001	2002
2003	2004	2005	2006	2007	2008	2009	2010	2011	2012
2013	2014	2015	2016	2017	2018	2019	2020	2021	2022

--	--	--	--	--	--	--	--	--	--

Nr.	Name	Label	Survey period	Survey frequency
2.35)	cfi1	climate foreign investors, at present	1983 from 1984 to 1988 from 1989 to 1990	Mar, Aug Mar, Jun, Oct Jan, Apr, Jul, Oct

Wording of the question

<p>from 03/1983 to 04/1991</p> <p>The climate for foreign investors in the industrial sector of this country at present is in general</p> <p style="text-align: center;"> <input type="checkbox"/> favourable <input type="checkbox"/> neither / none <input type="checkbox"/> unfavourable </p>	<p>Variable description</p> <p>Climate for foreign investors (in present)</p>																																																																																
<p>Time span of the variable</p> <table border="1"> <thead> <tr> <th>1983</th><th>1984</th><th>1985</th><th>1986</th><th>1987</th><th>1988</th><th>1989</th><th>1990</th><th>1991</th><th>1992</th> </tr> </thead> <tbody> <tr> <td></td><td></td><td></td><td></td><td></td><td></td><td></td><td></td><td></td><td></td> </tr> <tr> <th>1993</th><th>1994</th><th>1995</th><th>1996</th><th>1997</th><th>1998</th><th>1999</th><th>2000</th><th>2001</th><th>2002</th> </tr> <tr> <td></td><td></td><td></td><td></td><td></td><td></td><td></td><td></td><td></td><td></td> </tr> <tr> <th>2003</th><th>2004</th><th>2005</th><th>2006</th><th>2007</th><th>2008</th><th>2009</th><th>2010</th><th>2011</th><th>2012</th> </tr> <tr> <td></td><td></td><td></td><td></td><td></td><td></td><td></td><td></td><td></td><td></td> </tr> <tr> <th>2013</th><th>2014</th><th>2015</th><th>2016</th><th>2017</th><th>2018</th><th>2019</th><th>2020</th><th>2021</th><th>2022</th> </tr> <tr> <td></td><td></td><td></td><td></td><td></td><td></td><td></td><td></td><td></td><td></td> </tr> </tbody> </table>		1983	1984	1985	1986	1987	1988	1989	1990	1991	1992											1993	1994	1995	1996	1997	1998	1999	2000	2001	2002											2003	2004	2005	2006	2007	2008	2009	2010	2011	2012											2013	2014	2015	2016	2017	2018	2019	2020	2021	2022										
1983	1984	1985	1986	1987	1988	1989	1990	1991	1992																																																																								
1993	1994	1995	1996	1997	1998	1999	2000	2001	2002																																																																								
2003	2004	2005	2006	2007	2008	2009	2010	2011	2012																																																																								
2013	2014	2015	2016	2017	2018	2019	2020	2021	2022																																																																								

Nr.	Name	Label	Survey period	Survey frequency
2.36)	cfi2	climate foreign investors, next 6 months	1983 from 1984 to 1988 from 1989 to 1991	Mar, Aug Mar, Jun, Oct Jan, Apr, Jul, Oct

Wording of the question

<p>from 03/1983 to 01/1990</p> <p>The climate for foreign investors in the industrial sector of this country from now: expected development for the next 6 to 12 months</p> <p style="text-align: center;"> <input type="checkbox"/> improvement <input type="checkbox"/> no change <input type="checkbox"/> decrease </p>	<p>Variable description</p> <p>Climate for foreign investors (in the next 6 months)</p>																																																																																
<p>from 04/1990 to 04/1991</p> <p>The climate for foreign investors in the industrial sector of this country from now: expected development for the next 6 to 12 months</p> <p style="text-align: center;"> <input type="checkbox"/> improvement <input type="checkbox"/> no change <input type="checkbox"/> deterioration </p>																																																																																	
<p>Time span of the variable</p> <table border="1"> <thead> <tr> <th>1983</th><th>1984</th><th>1985</th><th>1986</th><th>1987</th><th>1988</th><th>1989</th><th>1990</th><th>1991</th><th>1992</th> </tr> </thead> <tbody> <tr> <td></td><td></td><td></td><td></td><td></td><td></td><td></td><td></td><td></td><td></td> </tr> <tr> <th>1993</th><th>1994</th><th>1995</th><th>1996</th><th>1997</th><th>1998</th><th>1999</th><th>2000</th><th>2001</th><th>2002</th> </tr> <tr> <td></td><td></td><td></td><td></td><td></td><td></td><td></td><td></td><td></td><td></td> </tr> <tr> <th>2003</th><th>2004</th><th>2005</th><th>2006</th><th>2007</th><th>2008</th><th>2009</th><th>2010</th><th>2011</th><th>2012</th> </tr> <tr> <td></td><td></td><td></td><td></td><td></td><td></td><td></td><td></td><td></td><td></td> </tr> <tr> <th>2013</th><th>2014</th><th>2015</th><th>2016</th><th>2017</th><th>2018</th><th>2019</th><th>2020</th><th>2021</th><th>2022</th> </tr> <tr> <td></td><td></td><td></td><td></td><td></td><td></td><td></td><td></td><td></td><td></td> </tr> </tbody> </table>		1983	1984	1985	1986	1987	1988	1989	1990	1991	1992											1993	1994	1995	1996	1997	1998	1999	2000	2001	2002											2003	2004	2005	2006	2007	2008	2009	2010	2011	2012											2013	2014	2015	2016	2017	2018	2019	2020	2021	2022										
1983	1984	1985	1986	1987	1988	1989	1990	1991	1992																																																																								
1993	1994	1995	1996	1997	1998	1999	2000	2001	2002																																																																								
2003	2004	2005	2006	2007	2008	2009	2010	2011	2012																																																																								
2013	2014	2015	2016	2017	2018	2019	2020	2021	2022																																																																								

Nr.	Name	Label	Survey period	Survey frequency
2.37)	cfi3	climate foreign investors, at present, legal	from 1991 to 2001 from 2002 to present	Jan, Apr, Jul, Oct Jan, Jul

Wording of the question

<p>from 07/1991 to present</p> <p>Please try to assess the importance of the following factors which influence the climate for foreign investors in this country:</p> <p style="text-align: center;">absent low high</p> <p>At present, - legal/administrative restrictions for foreign firms to invest in this country and/or to repatriate profits are</p> <div style="display: flex; justify-content: space-around; width: 100%;"> <input style="width: 100px; height: 20px;" type="text"/> <input style="width: 100px; height: 20px;" type="text"/> <input style="width: 100px; height: 20px;" type="text"/> </div>										<p>Variable description</p> <p>Climate for foreign investors (in present, legally)</p>																																																																															
<p>Time span of the variable</p> <table border="1" style="width: 100%; text-align: center;"> <tr><td>1983</td><td>1984</td><td>1985</td><td>1986</td><td>1987</td><td>1988</td><td>1989</td><td>1990</td><td>1991</td><td>1992</td></tr> <tr><td style="background-color: #e0e0e0;"></td><td></td><td></td><td></td><td></td><td></td><td></td><td></td><td style="background-color: #003366;"></td><td></td></tr> <tr><td>1993</td><td>1994</td><td>1995</td><td>1996</td><td>1997</td><td>1998</td><td>1999</td><td>2000</td><td>2001</td><td>2002</td></tr> <tr><td style="background-color: #e0e0e0;"></td><td></td><td></td><td></td><td></td><td></td><td></td><td></td><td style="background-color: #003366;"></td><td></td></tr> <tr><td>2003</td><td>2004</td><td>2005</td><td>2006</td><td>2007</td><td>2008</td><td>2009</td><td>2010</td><td>2011</td><td>2012</td></tr> <tr><td style="background-color: #e0e0e0;"></td><td></td><td></td><td></td><td></td><td></td><td></td><td></td><td style="background-color: #003366;"></td><td></td></tr> <tr><td>2013</td><td>2014</td><td>2015</td><td>2016</td><td>2017</td><td>2018</td><td>2019</td><td>2020</td><td>2021</td><td>2022</td></tr> <tr><td style="background-color: #e0e0e0;"></td><td></td><td></td><td></td><td></td><td></td><td></td><td></td><td style="background-color: #003366;"></td><td></td></tr> </table>										1983	1984	1985	1986	1987	1988	1989	1990	1991	1992											1993	1994	1995	1996	1997	1998	1999	2000	2001	2002											2003	2004	2005	2006	2007	2008	2009	2010	2011	2012											2013	2014	2015	2016	2017	2018	2019	2020	2021	2022										
1983	1984	1985	1986	1987	1988	1989	1990	1991	1992																																																																																
1993	1994	1995	1996	1997	1998	1999	2000	2001	2002																																																																																
2003	2004	2005	2006	2007	2008	2009	2010	2011	2012																																																																																
2013	2014	2015	2016	2017	2018	2019	2020	2021	2022																																																																																

Nr.	Name	Label	Survey period	Survey frequency
2.38)	cfi4	climate foreign investors, at present, political	from 1991 to 2001 from 2002 to present	Jan, Apr, Jul, Oct Jan, Jul

Wording of the question

<p>from 07/1991 to present</p> <p>Please try to assess the importance of the following factors which influence the climate for foreign investors in this country:</p> <p style="text-align: center;">absent low high</p> <p>At present, - political instability is</p> <div style="display: flex; justify-content: space-around; width: 100%;"> <input style="width: 100px; height: 20px;" type="text"/> <input style="width: 100px; height: 20px;" type="text"/> <input style="width: 100px; height: 20px;" type="text"/> </div>										<p>Variable description</p> <p>Climate for foreign investors (in present, politically)</p>																																																																															
<p>Time span of the variable</p> <table border="1" style="width: 100%; text-align: center;"> <tr><td>1983</td><td>1984</td><td>1985</td><td>1986</td><td>1987</td><td>1988</td><td>1989</td><td>1990</td><td>1991</td><td>1992</td></tr> <tr><td style="background-color: #e0e0e0;"></td><td></td><td></td><td></td><td></td><td></td><td></td><td></td><td style="background-color: #003366;"></td><td></td></tr> <tr><td>1993</td><td>1994</td><td>1995</td><td>1996</td><td>1997</td><td>1998</td><td>1999</td><td>2000</td><td>2001</td><td>2002</td></tr> <tr><td style="background-color: #e0e0e0;"></td><td></td><td></td><td></td><td></td><td></td><td></td><td></td><td style="background-color: #003366;"></td><td></td></tr> <tr><td>2003</td><td>2004</td><td>2005</td><td>2006</td><td>2007</td><td>2008</td><td>2009</td><td>2010</td><td>2011</td><td>2012</td></tr> <tr><td style="background-color: #e0e0e0;"></td><td></td><td></td><td></td><td></td><td></td><td></td><td></td><td style="background-color: #003366;"></td><td></td></tr> <tr><td>2013</td><td>2014</td><td>2015</td><td>2016</td><td>2017</td><td>2018</td><td>2019</td><td>2020</td><td>2021</td><td>2022</td></tr> <tr><td style="background-color: #e0e0e0;"></td><td></td><td></td><td></td><td></td><td></td><td></td><td></td><td style="background-color: #003366;"></td><td></td></tr> </table>										1983	1984	1985	1986	1987	1988	1989	1990	1991	1992											1993	1994	1995	1996	1997	1998	1999	2000	2001	2002											2003	2004	2005	2006	2007	2008	2009	2010	2011	2012											2013	2014	2015	2016	2017	2018	2019	2020	2021	2022										
1983	1984	1985	1986	1987	1988	1989	1990	1991	1992																																																																																
1993	1994	1995	1996	1997	1998	1999	2000	2001	2002																																																																																
2003	2004	2005	2006	2007	2008	2009	2010	2011	2012																																																																																
2013	2014	2015	2016	2017	2018	2019	2020	2021	2022																																																																																

Nr.	Name	Label	Survey period	Survey frequency
2.39)	cfi5	climate foreign investors, next 6 months, legal	from 1991 to 2001 from 2002 to present	Jan, Apr, Jul, Oct Jan, Jul

Wording of the question

<p>from 07/1991 to present</p> <p>Please try to assess the importance of the following factors which influence the climate for foreign investors in this country:</p> <p style="text-align: center;">lower about the same higher</p> <p>By the end of the next 6 months, - legal/administrative restrictions for foreign firms to invest in this country and/or to repatriate profits will be</p> <div style="display: flex; justify-content: space-around; width: 100%;"> <input style="width: 100px; height: 20px;" type="text"/> <input style="width: 100px; height: 20px;" type="text"/> <input style="width: 100px; height: 20px;" type="text"/> </div>										<p>Variable description</p> <p>Climate for foreign investors (in the next 6 months, legally)</p>																			
<p>Time span of the variable</p> <table border="1" style="width: 100%; text-align: center;"> <tr><td>1983</td><td>1984</td><td>1985</td><td>1986</td><td>1987</td><td>1988</td><td>1989</td><td>1990</td><td>1991</td><td>1992</td></tr> <tr><td style="background-color: #e0e0e0;"></td><td></td><td></td><td></td><td></td><td></td><td></td><td></td><td style="background-color: #003366;"></td><td></td></tr> </table>										1983	1984	1985	1986	1987	1988	1989	1990	1991	1992										
1983	1984	1985	1986	1987	1988	1989	1990	1991	1992																				

1993	1994	1995	1996	1997	1998	1999	2000	2001	2002
2003	2004	2005	2006	2007	2008	2009	2010	2011	2012
2013	2014	2015	2016	2017	2018	2019	2020	2021	2022

Nr.	Name	Label	Survey period	Survey frequency
2.40)	cfi6	climate foreign investors, next 6 months, political	from 1991 to 2001 from 2002 to present	Jan, Apr, Jul, Oct Jan, Jul

Wording of the question

<p>from 07/1991 to present</p> <p>Please try to assess the importance of the following factors which influence the climate for foreign investors in this country:</p> <p style="text-align: center;">lower about the same higher</p> <p>By the end of the next 6 months, - political instability will be</p> <p style="text-align: center;"> <input type="text"/> <input type="text"/> <input type="text"/> </p>	<p>Variable description</p> <p>Climate for foreign investors (in the next 6 months, politically)</p>																																								
<p>Time span of the variable</p> <table border="1"> <tr><td>1983</td><td>1984</td><td>1985</td><td>1986</td><td>1987</td><td>1988</td><td>1989</td><td>1990</td><td>1991</td><td>1992</td></tr> <tr><td>1993</td><td>1994</td><td>1995</td><td>1996</td><td>1997</td><td>1998</td><td>1999</td><td>2000</td><td>2001</td><td>2002</td></tr> <tr><td>2003</td><td>2004</td><td>2005</td><td>2006</td><td>2007</td><td>2008</td><td>2009</td><td>2010</td><td>2011</td><td>2012</td></tr> <tr><td>2013</td><td>2014</td><td>2015</td><td>2016</td><td>2017</td><td>2018</td><td>2019</td><td>2020</td><td>2021</td><td>2022</td></tr> </table>	1983	1984	1985	1986	1987	1988	1989	1990	1991	1992	1993	1994	1995	1996	1997	1998	1999	2000	2001	2002	2003	2004	2005	2006	2007	2008	2009	2010	2011	2012	2013	2014	2015	2016	2017	2018	2019	2020	2021	2022	
1983	1984	1985	1986	1987	1988	1989	1990	1991	1992																																
1993	1994	1995	1996	1997	1998	1999	2000	2001	2002																																
2003	2004	2005	2006	2007	2008	2009	2010	2011	2012																																
2013	2014	2015	2016	2017	2018	2019	2020	2021	2022																																

Nr.	Name	Label	Survey period	Survey frequency
2.41)	imep	important measures of economic policy	from 1992 to 2003	Jan, Jul*

Wording of the question

<p>from 04/1990 to 07/1991</p> <p>Are there any important measures of economic policy to be expected in this country for the next 6 to 12 months? (Example: devaluation, import restrictions etc.)</p> <p style="text-align: center;">no yes</p> <p style="text-align: center;"> <input type="text"/> <input type="text"/> </p>	<p>Variable description</p> <p>Important measures of economic policy</p> <p>* except for 07/1998, 07/2002, 07/2003</p>																																								
<p>from 01/1992 to 01/2003</p> <p>Are there any important measures of economic policy to be expected in this country for the next 6 months? (Example: devaluation, import restrictions etc.)</p> <p style="text-align: center;">no yes</p> <p style="text-align: center;"> <input type="text"/> <input type="text"/> </p>																																									
<p>Time span of the variable</p> <table border="1"> <tr><td>1983</td><td>1984</td><td>1985</td><td>1986</td><td>1987</td><td>1988</td><td>1989</td><td>1990</td><td>1991</td><td>1992</td></tr> <tr><td>1993</td><td>1994</td><td>1995</td><td>1996</td><td>1997</td><td>1998</td><td>1999</td><td>2000</td><td>2001</td><td>2002</td></tr> <tr><td>2003</td><td>2004</td><td>2005</td><td>2006</td><td>2007</td><td>2008</td><td>2009</td><td>2010</td><td>2011</td><td>2012</td></tr> <tr><td>2013</td><td>2014</td><td>2015</td><td>2016</td><td>2017</td><td>2018</td><td>2019</td><td>2020</td><td>2021</td><td>2022</td></tr> </table>	1983	1984	1985	1986	1987	1988	1989	1990	1991	1992	1993	1994	1995	1996	1997	1998	1999	2000	2001	2002	2003	2004	2005	2006	2007	2008	2009	2010	2011	2012	2013	2014	2015	2016	2017	2018	2019	2020	2021	2022	
1983	1984	1985	1986	1987	1988	1989	1990	1991	1992																																
1993	1994	1995	1996	1997	1998	1999	2000	2001	2002																																
2003	2004	2005	2006	2007	2008	2009	2010	2011	2012																																
2013	2014	2015	2016	2017	2018	2019	2020	2021	2022																																

Nr.	Name	Label	Survey period	Survey frequency
2.42)	cstrcred	constraint on supply of bank credit to firms	from 2013	Jan, Jul

Wording of the question

<p>from 01/2013</p> <p>At present, to what extent is the supply of bank credit to firms in this country constrained by bank-specific factors (for example banks' health or banking regulation)?</p> <table border="1" style="margin-left: auto; margin-right: auto;"> <tr> <td>not constrained</td> <td>moderately constrained</td> <td>strongly constrained</td> </tr> <tr> <td>[1]</td> <td>[2]</td> <td>[3]</td> </tr> </table>	not constrained	moderately constrained	strongly constrained	[1]	[2]	[3]	Variable description
not constrained	moderately constrained	strongly constrained					
[1]	[2]	[3]					

Time span of the variable

1983	1984	1985	1986	1987	1988	1989	1990	1991	1992
1993	1994	1995	1996	1997	1998	1999	2000	2001	2002
2003	2004	2005	2006	2007	2008	2009	2010	2011	2012
2013	2014	2015	2016	2017	2018	2019	2020	2021	2022

Nr.	Name	Label	Survey period	Survey frequency
2.43)	gdpn	growth of GDP (%) (with decimal points)	from 1984 to 1988 1989 from 1990 to present*	Mar Jul Apr

Wording of the question

<p>from 04/1990 to present</p> <p>Expected growth of real Gross Domestic Product (GDP) in XXXX/this year** (in %) _____</p>	Variable description																																								
<p>Time span of the variable</p> <table border="1"> <tr><td>1983</td><td>1984</td><td>1985</td><td>1986</td><td>1987</td><td>1988</td><td>1989</td><td>1990</td><td>1991</td><td>1992</td></tr> <tr><td>1993</td><td>1994</td><td>1995</td><td>1996</td><td>1997</td><td>1998</td><td>1999</td><td>2000</td><td>2001</td><td>2002</td></tr> <tr><td>2003</td><td>2004</td><td>2005</td><td>2006</td><td>2007</td><td>2008</td><td>2009</td><td>2010</td><td>2011</td><td>2012</td></tr> <tr><td>2013</td><td>2014</td><td>2015</td><td>2016</td><td>2017</td><td>2018</td><td>2019</td><td>2020</td><td>2021</td><td>2022</td></tr> </table>	1983	1984	1985	1986	1987	1988	1989	1990	1991	1992	1993	1994	1995	1996	1997	1998	1999	2000	2001	2002	2003	2004	2005	2006	2007	2008	2009	2010	2011	2012	2013	2014	2015	2016	2017	2018	2019	2020	2021	2022	<p>Expected real GDP growth</p> <p>* was asked as a special question before; except for 1998 when the question was asked as a special question on the Asian crisis</p> <p>**XXXX is the current year; "this year" is used since 2001</p>
1983	1984	1985	1986	1987	1988	1989	1990	1991	1992																																
1993	1994	1995	1996	1997	1998	1999	2000	2001	2002																																
2003	2004	2005	2006	2007	2008	2009	2010	2011	2012																																
2013	2014	2015	2016	2017	2018	2019	2020	2021	2022																																

Nr.	Name	Label	Survey period	Survey frequency
2.44)	gdpf	expected growth of real GDP	1983 from 1984 to present	Aug Oct

Wording of the question

<p>from 08/1983 to 10/2001</p> <p>Expected average annual growth of real Gross Domestic Product (GDP) over the next 3 to 5 years (own estimate)</p> <table border="1" style="margin-left: auto; margin-right: auto;"> <tr> <td>High growth (it is.....%)</td> <td>[1]</td> </tr> </table>	High growth (it is.....%)	[1]	Variable description
High growth (it is.....%)	[1]		

	Moderate growth (3 - 5 %)	[2]
	Low growth (1 - 2%)	[3]
	Stagnation	[4]
	Low decrease (1 - 2 %)	[5]
	High decrease (it is%)	[6]

from 10/2002 to present

Expected average **annual growth of real Gross Domestic Product (GDP)** over the next 3 to 5 years (own estimate)

	High growth (more than 5%)	[1]
	Moderate growth (2.5 to 5 %)	[2]
	Low growth (0.6 to 2.4%)	[3]
	Stagnation (-0.5 to +0.5%)	[4]
	Low decrease (-2.4 to -0.6%)	[5]
	High decrease (more than -2.5%)	[6]

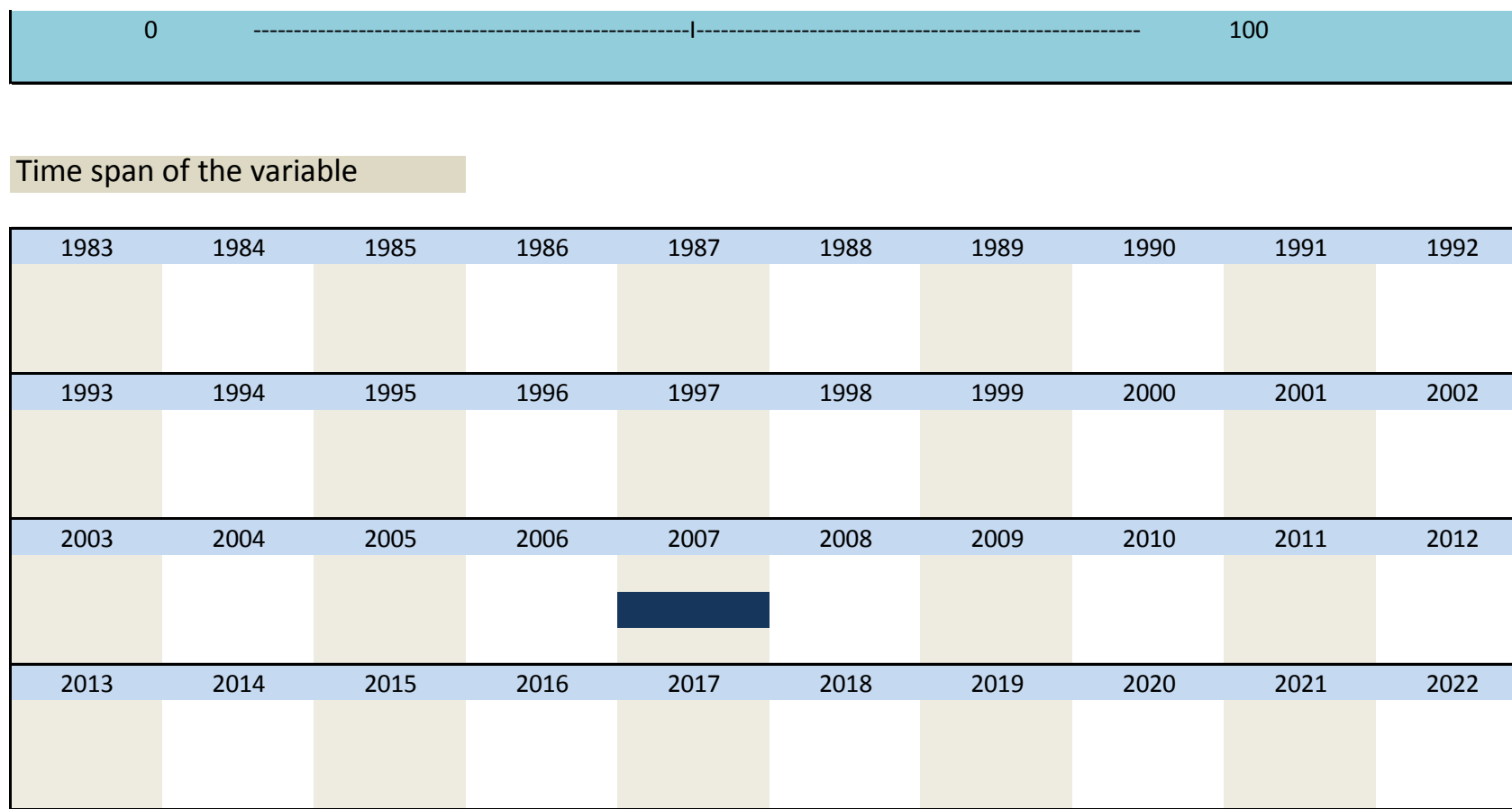
Time span of the variable

1983	1984	1985	1986	1987	1988	1989	1990	1991	1992
1993	1994	1995	1996	1997	1998	1999	2000	2001	2002
2003	2004	2005	2006	2007	2008	2009	2010	2011	2012
2013	2014	2015	2016	2017	2018	2019	2020	2021	2022

Nr.	Name	Label	Survey period	Survey frequency
2.45)	gdppct	expected growth rate of real GDP (%)	1983 from 1984 to present	Aug Oct

Wording of the question

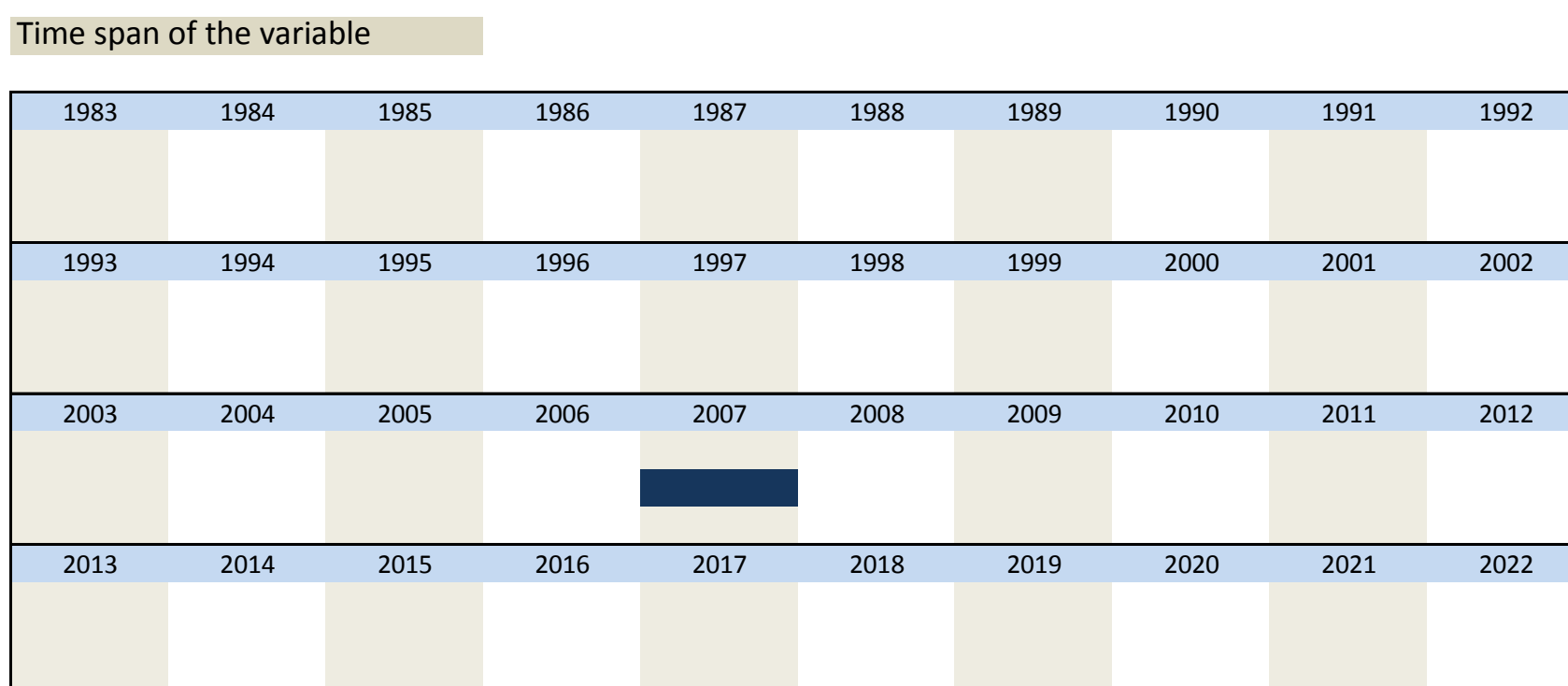
Wording of the question		Variable description																		
from 08/1983 to 10/2001	Expected average annual growth of real Gross Domestic Product (GDP) over the next 3 to 5 years (own estimate)	Variable contains all numbers which were filled in the blanks																		
	<table border="1"> <tr><td></td><td>High growth (it is.....%)</td></tr> <tr><td></td><td>Moderate growth (3 - 5 %)</td></tr> <tr><td></td><td>Low growth (1 - 2%)</td></tr> <tr><td></td><td>Stagnation</td></tr> <tr><td></td><td>Low decrease (1 - 2 %)</td></tr> <tr><td></td><td>High decrease (it is%)</td></tr> </table>		High growth (it is.....%)		Moderate growth (3 - 5 %)		Low growth (1 - 2%)		Stagnation		Low decrease (1 - 2 %)		High decrease (it is%)							
	High growth (it is.....%)																			
	Moderate growth (3 - 5 %)																			
	Low growth (1 - 2%)																			
	Stagnation																			
	Low decrease (1 - 2 %)																			
	High decrease (it is%)																			
from 10/2002 to present	Expected average annual growth of real Gross Domestic Product (GDP) over the next 3 to 5 years (own estimate)																			
	<table border="1"> <tr><td></td><td>High growth (more than 5%)</td><td>it is _____%</td></tr> <tr><td></td><td>Moderate growth (2.5 to 5 %)</td><td></td></tr> <tr><td></td><td>Low growth (0.6 to 2.4%)</td><td></td></tr> <tr><td></td><td>Stagnation (-0.5 to +0.5%)</td><td></td></tr> <tr><td></td><td>Low decrease (-2.4 to -0.6%)</td><td></td></tr> <tr><td></td><td>High decrease (more than -2.5%)</td><td>it is _____%</td></tr> </table>		High growth (more than 5%)	it is _____%		Moderate growth (2.5 to 5 %)			Low growth (0.6 to 2.4%)			Stagnation (-0.5 to +0.5%)			Low decrease (-2.4 to -0.6%)			High decrease (more than -2.5%)	it is _____%	
	High growth (more than 5%)	it is _____%																		
	Moderate growth (2.5 to 5 %)																			
	Low growth (0.6 to 2.4%)																			
	Stagnation (-0.5 to +0.5%)																			
	Low decrease (-2.4 to -0.6%)																			
	High decrease (more than -2.5%)	it is _____%																		



Nr.	Name	Label	Survey period	Survey frequency
2.53)	click2b	clicks gsof_vasb (test)	Okt 07	once

Wording of the question

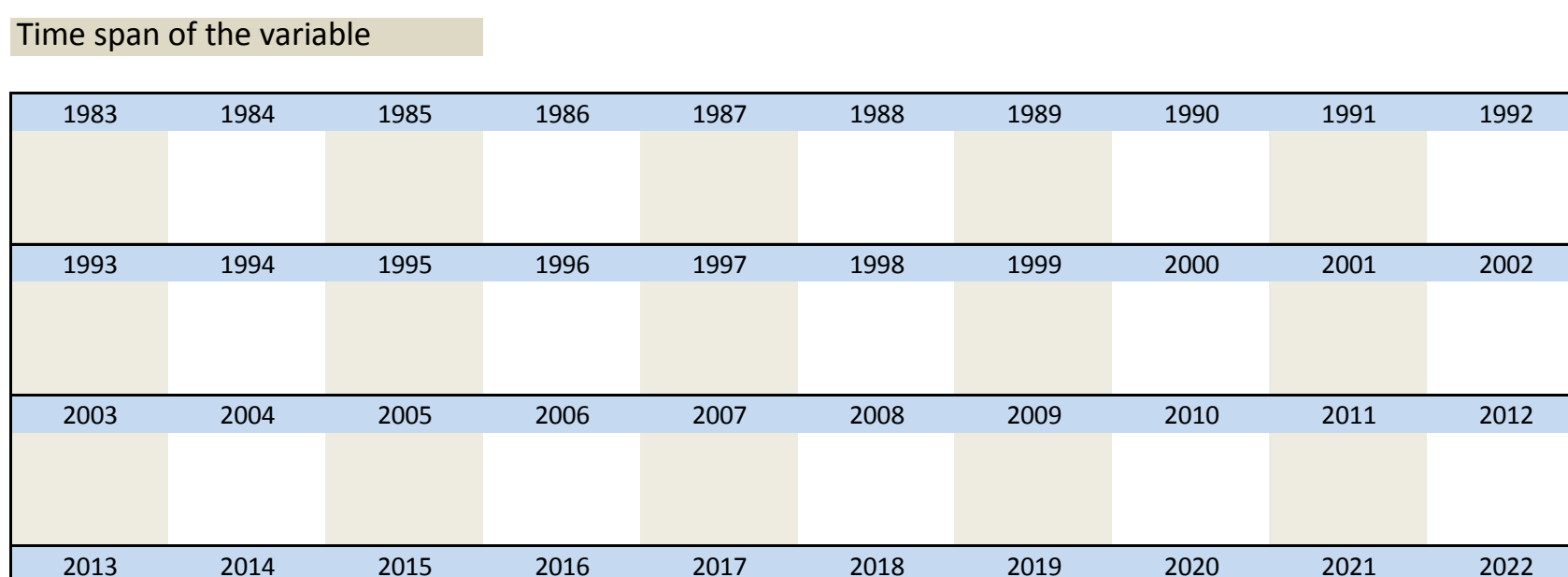
<p>from 04/2005 to present</p> <p>Number of clicks until the final assessment of:</p> <p>The country's general situation regarding ... (from now on: expected situation by the end of the next 6 months)</p> <p>- overall economy</p> <p style="text-align: center;">good satisfactory bad</p> <p style="text-align: center;">0 100</p>	<p>Variable description</p> <p>Clicks used until final assessment of expected general situation</p> <p>To test the reliability of the slider data the question was posed twice in October 2007. Therefore this is a test for 2.48) click2</p>
--	--



2.54)	infm	expected inflation medium term	from 10/2014 to present
-------	------	--------------------------------	-------------------------

Wording of the question

<p>10/2014</p> <p>Expected average annual growth rate (year-on-year change) of real Gross Domestic Product (GDP) over the next 3 to 5 years (own estimate)</p> <p>will be _____ % (p.a.)</p>	<p>Variable description</p> <p>Expected GDP growth rate in the next 3-5 years</p>
--	--



--	--	--	--	--	--	--	--	--	--

3. Special questions

Nr.	Name	Label	Survey period	Survey frequency
3.1)	rq_1	default treatment question 1	since 2013	irregularly

Wording of the question

Variable description																																																																																
<p>since 04/2013</p> <p>In a case of default (or debt restructuring) of a member country of the European monetary union, do you expect the following public creditors to get preferred treatment (i.e. have senior status), each compared to private sector creditors?</p> <table border="1" style="margin-left: auto; margin-right: auto;"> <tr> <td style="padding: 5px;">International Monetary Fund, IMF</td> <td style="padding: 5px;">yes [1]</td> <td style="padding: 5px;">no [2]</td> </tr> <tr> <td style="height: 15px;"></td> <td></td> <td></td> </tr> </table>	International Monetary Fund, IMF	yes [1]	no [2]																																																																													
International Monetary Fund, IMF	yes [1]	no [2]																																																																														
Time span of the variable																																																																																
<table border="1" style="width: 100%; text-align: center;"> <tr> <td>1983</td><td>1984</td><td>1985</td><td>1986</td><td>1987</td><td>1988</td><td>1989</td><td>1990</td><td>1991</td><td>1992</td> </tr> <tr> <td></td><td></td><td></td><td></td><td></td><td></td><td></td><td></td><td></td><td></td> </tr> <tr> <td>1993</td><td>1994</td><td>1995</td><td>1996</td><td>1997</td><td>1998</td><td>1999</td><td>2000</td><td>2001</td><td>2002</td> </tr> <tr> <td></td><td></td><td></td><td></td><td></td><td></td><td></td><td></td><td></td><td></td> </tr> <tr> <td>2003</td><td>2004</td><td>2005</td><td>2006</td><td>2007</td><td>2008</td><td>2009</td><td>2010</td><td>2011</td><td>2012</td> </tr> <tr> <td></td><td></td><td></td><td></td><td></td><td></td><td></td><td></td><td></td><td></td> </tr> <tr> <td>2013</td><td>2014</td><td>2015</td><td>2016</td><td>2017</td><td>2018</td><td>2019</td><td>2020</td><td>2021</td><td>2022</td> </tr> <tr> <td></td><td></td><td></td><td></td><td></td><td></td><td></td><td></td><td></td><td></td> </tr> </table>	1983	1984	1985	1986	1987	1988	1989	1990	1991	1992											1993	1994	1995	1996	1997	1998	1999	2000	2001	2002											2003	2004	2005	2006	2007	2008	2009	2010	2011	2012											2013	2014	2015	2016	2017	2018	2019	2020	2021	2022										
1983	1984	1985	1986	1987	1988	1989	1990	1991	1992																																																																							
1993	1994	1995	1996	1997	1998	1999	2000	2001	2002																																																																							
2003	2004	2005	2006	2007	2008	2009	2010	2011	2012																																																																							
2013	2014	2015	2016	2017	2018	2019	2020	2021	2022																																																																							

Nr.	Name	Label	Survey period	Survey frequency
3.2)	rq_2	default treatment question 2	since 2013	irregularly

Wording of the question

Variable description																																																																																
<p>since 04/2013</p> <p>In a case of default (or debt restructuring) of a member country of the European monetary union, do you expect the following public creditors to get preferred treatment (i.e. have senior status), each compared to private sector creditors?</p> <table border="1" style="margin-left: auto; margin-right: auto;"> <tr> <td style="padding: 5px;">Permanent rescue facility, ESM</td> <td style="padding: 5px;">yes [1]</td> <td style="padding: 5px;">no [2]</td> </tr> <tr> <td style="height: 15px;"></td> <td></td> <td></td> </tr> </table>	Permanent rescue facility, ESM	yes [1]	no [2]																																																																													
Permanent rescue facility, ESM	yes [1]	no [2]																																																																														
Time span of the variable																																																																																
<table border="1" style="width: 100%; text-align: center;"> <tr> <td>1983</td><td>1984</td><td>1985</td><td>1986</td><td>1987</td><td>1988</td><td>1989</td><td>1990</td><td>1991</td><td>1992</td> </tr> <tr> <td></td><td></td><td></td><td></td><td></td><td></td><td></td><td></td><td></td><td></td> </tr> <tr> <td>1993</td><td>1994</td><td>1995</td><td>1996</td><td>1997</td><td>1998</td><td>1999</td><td>2000</td><td>2001</td><td>2002</td> </tr> <tr> <td></td><td></td><td></td><td></td><td></td><td></td><td></td><td></td><td></td><td></td> </tr> <tr> <td>2003</td><td>2004</td><td>2005</td><td>2006</td><td>2007</td><td>2008</td><td>2009</td><td>2010</td><td>2011</td><td>2012</td> </tr> <tr> <td></td><td></td><td></td><td></td><td></td><td></td><td></td><td></td><td></td><td></td> </tr> <tr> <td>2013</td><td>2014</td><td>2015</td><td>2016</td><td>2017</td><td>2018</td><td>2019</td><td>2020</td><td>2021</td><td>2022</td> </tr> <tr> <td></td><td></td><td></td><td></td><td></td><td></td><td></td><td></td><td></td><td></td> </tr> </table>	1983	1984	1985	1986	1987	1988	1989	1990	1991	1992											1993	1994	1995	1996	1997	1998	1999	2000	2001	2002											2003	2004	2005	2006	2007	2008	2009	2010	2011	2012											2013	2014	2015	2016	2017	2018	2019	2020	2021	2022										
1983	1984	1985	1986	1987	1988	1989	1990	1991	1992																																																																							
1993	1994	1995	1996	1997	1998	1999	2000	2001	2002																																																																							
2003	2004	2005	2006	2007	2008	2009	2010	2011	2012																																																																							
2013	2014	2015	2016	2017	2018	2019	2020	2021	2022																																																																							

Nr.	Name	Label	Survey period	Survey frequency
-----	------	-------	---------------	------------------

3.3)	rq_3	default treatment question 3	since 2013	irregularly
------	------	------------------------------	------------	-------------

Wording of the question

Variable description								
<p>since 04/2013</p> <p>In a case of default (or debt restructuring) of a member country of the European monetary union, do you expect the following public creditors to get preferred treatment (i.e. have senior status), each compared to private sector creditors?</p> <table border="1" style="margin-left: auto; margin-right: auto;"> <tr> <td rowspan="2">Temporary rescue facility, EFSF</td> <td>yes</td> <td>no</td> </tr> <tr> <td>[1]</td> <td>[2]</td> </tr> <tr> <td></td> <td></td> <td></td> </tr> </table>	Temporary rescue facility, EFSF	yes	no	[1]	[2]			
Temporary rescue facility, EFSF		yes	no					
	[1]	[2]						

Time span of the variable

1983	1984	1985	1986	1987	1988	1989	1990	1991	1992
1993	1994	1995	1996	1997	1998	1999	2000	2001	2002
2003	2004	2005	2006	2007	2008	2009	2010	2011	2012
2013	2014	2015	2016	2017	2018	2019	2020	2021	2022

Nr.	Name	Label	Survey period	Survey frequency
-----	------	-------	---------------	------------------

3.4)	rq_4	default treatment question 4	since 2013	irregularly
------	------	------------------------------	------------	-------------

Wording of the question

Variable description								
<p>since 04/2013</p> <p>In a case of default (or debt restructuring) of a member country of the European monetary union, do you expect the following public creditors to get preferred treatment (i.e. have senior status), each compared to private sector creditors?</p> <table border="1" style="margin-left: auto; margin-right: auto;"> <tr> <td rowspan="2">European Union (EFSM and bilateral)</td> <td>yes</td> <td>no</td> </tr> <tr> <td>[1]</td> <td>[2]</td> </tr> <tr> <td></td> <td></td> <td></td> </tr> </table>	European Union (EFSM and bilateral)	yes	no	[1]	[2]			
European Union (EFSM and bilateral)		yes	no					
	[1]	[2]						

Time span of the variable

1983	1984	1985	1986	1987	1988	1989	1990	1991	1992
1993	1994	1995	1996	1997	1998	1999	2000	2001	2002
2003	2004	2005	2006	2007	2008	2009	2010	2011	2012
2013	2014	2015	2016	2017	2018	2019	2020	2021	2022

Nr.	Name	Label	Survey period	Survey frequency
-----	------	-------	---------------	------------------

3.5)	rq_5	default treatment question 5	since 2013	irregularly
------	------	------------------------------	------------	-------------

Wording of the question

Variable description

since 04/2013

In a case of default (or debt restructuring) of a member country of the European monetary union, do you expect the following public creditors to get **preferred treatment** (i.e. have senior status), **each compared to private sector creditors**?

European System of Central Banks (incl. ECB)	yes [1]	no [2]
A) Collateralized Refinancing Operations		

Time span of the variable

1983	1984	1985	1986	1987	1988	1989	1990	1991	1992
1993	1994	1995	1996	1997	1998	1999	2000	2001	2002
2003	2004	2005	2006	2007	2008	2009	2010	2011	2012
2013	2014	2015	2016	2017	2018	2019	2020	2021	2022

Nr.	Name	Label	Survey period	Survey frequency
3.6)	rq_6	default treatment question 6	since 2013	irregularly

Wording of the question

<p>since 04/2013</p> <p>In a case of default (or debt restructuring) of a member country of the European monetary union, do you expect the following public creditors to get preferred treatment (i.e. have senior status), each compared to private sector creditors?</p> <table border="1"> <tr> <td>European System of Central Banks (incl. ECB)</td> <td>yes [1]</td> <td>no [2]</td> </tr> <tr> <td>B) Target2 claims</td> <td></td> <td></td> </tr> </table>	European System of Central Banks (incl. ECB)	yes [1]	no [2]	B) Target2 claims			Variable description
European System of Central Banks (incl. ECB)	yes [1]	no [2]					
B) Target2 claims							

Time span of the variable

1983	1984	1985	1986	1987	1988	1989	1990	1991	1992
1993	1994	1995	1996	1997	1998	1999	2000	2001	2002
2003	2004	2005	2006	2007	2008	2009	2010	2011	2012
2013	2014	2015	2016	2017	2018	2019	2020	2021	2022

Nr.	Name	Label	Survey period	Survey frequency
3.7)	rq_7	default treatment question 7	since 2013	irregularly

Wording of the question

<p>since 04/2013</p> <p>In a case of default (or debt restructuring) of a member country of the European monetary union, do you expect the following public creditors to get preferred treatment (i.e. have senior status), each compared to private sector creditors?</p> <table border="1"> <tr> <td>European System of Central Banks (incl. ECB)</td> <td>yes [1]</td> <td>no [2]</td> </tr> </table>	European System of Central Banks (incl. ECB)	yes [1]	no [2]	Variable description
European System of Central Banks (incl. ECB)	yes [1]	no [2]		

C) Old bond purchase program, SMP									
Time span of the variable									
1983	1984	1985	1986	1987	1988	1989	1990	1991	1992
1993	1994	1995	1996	1997	1998	1999	2000	2001	2002
2003	2004	2005	2006	2007	2008	2009	2010	2011	2012
2013	2014	2015	2016	2017	2018	2019	2020	2021	2022

Nr.	Name	Label	Survey period	Survey frequency
3.8)	rq_8	default treatment question 8	since 2013	irregularly

Wording of the question

<p>since 04/2013</p> <p>In a case of default (or debt restructuring) of a member country of the European monetary union, do you expect the following public creditors to get preferred treatment (i.e. have senior status), each compared to private sector creditors?</p> <table border="1"> <tr> <td>European System of Central Banks (incl. ECB)</td> <td>yes [1]</td> <td>no [2]</td> </tr> <tr> <td>D) New bond purchase program I, OMT</td> <td></td> <td></td> </tr> </table>	European System of Central Banks (incl. ECB)	yes [1]	no [2]	D) New bond purchase program I, OMT			Variable description		
European System of Central Banks (incl. ECB)	yes [1]	no [2]							
D) New bond purchase program I, OMT									
Time span of the variable									
1983	1984	1985	1986	1987	1988	1989	1990	1991	1992
1993	1994	1995	1996	1997	1998	1999	2000	2001	2002
2003	2004	2005	2006	2007	2008	2009	2010	2011	2012
2013	2014	2015	2016	2017	2018	2019	2020	2021	2022

Nr.	Name	Label	Survey period	Survey frequency
3.9)	rq_9	default treatment question 9	since 2015	irregularly

Wording of the question

<p>since 07/2015</p> <p>In a case of default (or debt restructuring) of a member country of the European monetary union, do you expect the following public creditors to get preferred treatment (i.e. have senior status), each compared to private sector creditors?</p> <table border="1"> <tr> <td>European System of Central Banks (incl. ECB)</td> <td>yes [1]</td> <td>no [2]</td> </tr> <tr> <td>E) New bond purchase program II, QE</td> <td></td> <td></td> </tr> </table>	European System of Central Banks (incl. ECB)	yes [1]	no [2]	E) New bond purchase program II, QE			Variable description		
European System of Central Banks (incl. ECB)	yes [1]	no [2]							
E) New bond purchase program II, QE									
Time span of the variable									
1983	1984	1985	1986	1987	1988	1989	1990	1991	1992

1993	1994	1995	1996	1997	1998	1999	2000	2001	2002
2003	2004	2005	2006	2007	2008	2009	2010	2011	2012
2013	2014	2015	2016	2017	2018	2019	2020	2021	2022

Nr.	Name	Label	Survey period	Survey frequency
3.10)	sq_198503_1	gdp growth 10 years	1985	Mar

Wording of the question

03/1985	Variable description									
<p>Compared to the last 10 years, average growth (real GDP) during the coming 10 years is likely to be</p> <table border="1"> <tr> <td>higher</td> <td>about the same</td> <td>lower</td> </tr> <tr> <td>[1]</td> <td>[2]</td> <td>[3]</td> </tr> <tr> <td></td> <td></td> <td></td> </tr> </table>	higher	about the same	lower	[1]	[2]	[3]				
higher	about the same	lower								
[1]	[2]	[3]								

Time span of the variable

1983	1984	1985	1986	1987	1988	1989	1990	1991	1992
1993	1994	1995	1996	1997	1998	1999	2000	2001	2002
2003	2004	2005	2006	2007	2008	2009	2010	2011	2012
2013	2014	2015	2016	2017	2018	2019	2020	2021	2022

Nr.	Name	Label	Survey period	Survey frequency
3.11)	sq_198503_2	gdp growth 10 years influence: public capital expenditures	1985	Mar

Wording of the question

03/1985	Variable description														
<p>Compared to the last 10 years, average growth (real GDP) during the coming 10 years is likely to be</p> <p>[...]</p> <p>This development could be influenced to a higher/lower/same degree than in the past by the following factors</p> <table border="1"> <tr> <td rowspan="3">public capital expenditures</td> <td colspan="3">degree of expected influence</td> </tr> <tr> <td>higher</td> <td>lower</td> <td>same</td> </tr> <tr> <td>[1]</td> <td>[2]</td> <td>[3]</td> </tr> <tr> <td></td> <td></td> <td></td> <td></td> </tr> </table>	public capital expenditures	degree of expected influence			higher	lower	same	[1]	[2]	[3]					
public capital expenditures		degree of expected influence													
		higher	lower	same											
	[1]	[2]	[3]												

Time span of the variable

1983	1984	1985	1986	1987	1988	1989	1990	1991	1992
1993	1994	1995	1996	1997	1998	1999	2000	2001	2002
2003	2004	2005	2006	2007	2008	2009	2010	2011	2012

2013	2014	2015	2016	2017	2018	2019	2020	2021	2022

Nr.	Name	Label	Survey period	Survey frequency
-----	------	-------	---------------	------------------

3.12)	sq_198503_3	gdp growth 10 years influence: private capital expenditures	1985	Mar
-------	-------------	---	------	-----

Wording of the question

03/1985	Variable description														
<p>Compared to the last 10 years, average growth (real GDP) during the coming 10 years is likely to be</p> <p>[...]</p> <p>This development could be influenced to a higher/lower/same degree than in the past by the following factors</p> <table border="1" style="margin-left: auto; margin-right: auto;"> <tr> <td rowspan="3" style="padding: 10px;">private capital expenditures</td> <th colspan="3">degree of expected influence</th> </tr> <tr> <td>higher</td> <td>lower</td> <td>same</td> </tr> <tr> <td>[1]</td> <td>[2]</td> <td>[3]</td> </tr> <tr> <td></td> <td></td> <td></td> <td></td> </tr> </table>	private capital expenditures	degree of expected influence			higher	lower	same	[1]	[2]	[3]					
private capital expenditures		degree of expected influence													
		higher	lower	same											
	[1]	[2]	[3]												

Time span of the variable

1983	1984	1985	1986	1987	1988	1989	1990	1991	1992
1993	1994	1995	1996	1997	1998	1999	2000	2001	2002
2003	2004	2005	2006	2007	2008	2009	2010	2011	2012
2013	2014	2015	2016	2017	2018	2019	2020	2021	2022

Nr.	Name	Label	Survey period	Survey frequency
-----	------	-------	---------------	------------------

3.13)	sq_198503_4	gdp growth 10 years influence: private consumption	1985	Mar
-------	-------------	--	------	-----

Wording of the question

03/1985	Variable description														
<p>Compared to the last 10 years, average growth (real GDP) during the coming 10 years is likely to be</p> <p>[...]</p> <p>This development could be influenced to a higher/lower/same degree than in the past by the following factors</p> <table border="1" style="margin-left: auto; margin-right: auto;"> <tr> <td rowspan="3" style="padding: 10px;">private consumption</td> <th colspan="3">degree of expected influence</th> </tr> <tr> <td>higher</td> <td>lower</td> <td>same</td> </tr> <tr> <td>[1]</td> <td>[2]</td> <td>[3]</td> </tr> <tr> <td></td> <td></td> <td></td> <td></td> </tr> </table>	private consumption	degree of expected influence			higher	lower	same	[1]	[2]	[3]					
private consumption		degree of expected influence													
		higher	lower	same											
	[1]	[2]	[3]												

Time span of the variable

1983	1984	1985	1986	1987	1988	1989	1990	1991	1992
1993	1994	1995	1996	1997	1998	1999	2000	2001	2002
2003	2004	2005	2006	2007	2008	2009	2010	2011	2012

2013	2014	2015	2016	2017	2018	2019	2020	2021	2022
------	------	------	------	------	------	------	------	------	------

Nr.	Name	Label	Survey period	Survey frequency
3.14)	sq_198503_5	gdp growth 10 years influence: exports	1985	Mar

Wording of the question

<p>03/1985</p> <p>Compared to the last 10 years, average growth (real GDP) during the coming 10 years is likely to be</p> <p>[...]</p> <p>This development could be influenced to a higher/lower/same degree than in the past by the following factors</p> <table border="1" style="margin-left: auto; margin-right: auto;"> <tr> <td rowspan="3" style="text-align: center; vertical-align: middle;">exports</td> <th colspan="3">degree of expected influence</th> </tr> <tr> <td style="text-align: center;">higher</td> <td style="text-align: center;">lower</td> <td style="text-align: center;">same</td> </tr> <tr> <td style="text-align: center;">[1]</td> <td style="text-align: center;">[2]</td> <td style="text-align: center;">[3]</td> </tr> </table>	exports	degree of expected influence			higher	lower	same	[1]	[2]	[3]	Variable description
exports		degree of expected influence									
		higher	lower	same							
	[1]	[2]	[3]								

Time span of the variable

1983	1984	1985	1986	1987	1988	1989	1990	1991	1992
1993	1994	1995	1996	1997	1998	1999	2000	2001	2002
2003	2004	2005	2006	2007	2008	2009	2010	2011	2012
2013	2014	2015	2016	2017	2018	2019	2020	2021	2022

Nr.	Name	Label	Survey period	Survey frequency
3.15)	sq_198503_6	gdp growth 10 years influence: supply of skilled labour	1985	Mar

Wording of the question

<p>03/1985</p> <p>Compared to the last 10 years, average growth (real GDP) during the coming 10 years is likely to be</p> <p>[...]</p> <p>This development could be influenced to a higher/lower/same degree than in the past by the following factors</p> <table border="1" style="margin-left: auto; margin-right: auto;"> <tr> <td rowspan="3" style="text-align: center; vertical-align: middle;">supply of skilled labour</td> <th colspan="3">degree of expected influence</th> </tr> <tr> <td style="text-align: center;">higher</td> <td style="text-align: center;">lower</td> <td style="text-align: center;">same</td> </tr> <tr> <td style="text-align: center;">[1]</td> <td style="text-align: center;">[2]</td> <td style="text-align: center;">[3]</td> </tr> </table>	supply of skilled labour	degree of expected influence			higher	lower	same	[1]	[2]	[3]	Variable description
supply of skilled labour		degree of expected influence									
		higher	lower	same							
	[1]	[2]	[3]								

Time span of the variable

1983	1984	1985	1986	1987	1988	1989	1990	1991	1992
1993	1994	1995	1996	1997	1998	1999	2000	2001	2002
2003	2004	2005	2006	2007	2008	2009	2010	2011	2012
2013	2014	2015	2016	2017	2018	2019	2020	2021	2022

--	--	--	--	--	--

Nr.	Name	Label	Survey period	Survey frequency
-----	------	-------	---------------	------------------

3.16)	sq_198503_7	gdp growth 10 years influence: costs of production	1985	Mar
-------	-------------	--	------	-----

Wording of the question

<p>03/1985</p> <p>Compared to the last 10 years, average growth (real GDP) during the coming 10 years is likely to be</p> <p>[...]</p> <p>This development could be influenced to a higher/lower/same degree than in the past by the following factors</p> <table border="1" style="margin-left: auto; margin-right: auto;"> <tr> <td rowspan="3" style="background-color: #e0f2f7; padding: 10px;">costs of production</td> <th colspan="3">degree of expected influence</th> </tr> <tr> <td>higher</td> <td>lower</td> <td>same</td> </tr> <tr> <td>[1]</td> <td>[2]</td> <td>[3]</td> </tr> <tr> <td></td> <td></td> <td></td> <td></td> </tr> </table>	costs of production	degree of expected influence			higher	lower	same	[1]	[2]	[3]					Variable description
costs of production		degree of expected influence													
		higher	lower	same											
	[1]	[2]	[3]												

Time span of the variable

1983	1984	1985	1986	1987	1988	1989	1990	1991	1992
		█							
1993	1994	1995	1996	1997	1998	1999	2000	2001	2002
2003	2004	2005	2006	2007	2008	2009	2010	2011	2012
2013	2014	2015	2016	2017	2018	2019	2020	2021	2022

Nr.	Name	Label	Survey period	Survey frequency
-----	------	-------	---------------	------------------

3.17)	sq_198503_8	gdp growth 10 years influence: technical progress	1985	Mar
-------	-------------	---	------	-----

Wording of the question

<p>03/1985</p> <p>Compared to the last 10 years, average growth (real GDP) during the coming 10 years is likely to be</p> <p>[...]</p> <p>This development could be influenced to a higher/lower/same degree than in the past by the following factors</p> <table border="1" style="margin-left: auto; margin-right: auto;"> <tr> <td rowspan="3" style="background-color: #e0f2f7; padding: 10px;">technical progress</td> <th colspan="3">degree of expected influence</th> </tr> <tr> <td>higher</td> <td>lower</td> <td>same</td> </tr> <tr> <td>[1]</td> <td>[2]</td> <td>[3]</td> </tr> <tr> <td></td> <td></td> <td></td> <td></td> </tr> </table>	technical progress	degree of expected influence			higher	lower	same	[1]	[2]	[3]					Variable description
technical progress		degree of expected influence													
		higher	lower	same											
	[1]	[2]	[3]												

Time span of the variable

1983	1984	1985	1986	1987	1988	1989	1990	1991	1992
		█							
1993	1994	1995	1996	1997	1998	1999	2000	2001	2002
2003	2004	2005	2006	2007	2008	2009	2010	2011	2012
2013	2014	2015	2016	2017	2018	2019	2020	2021	2022

Nr.	Name	Label	Survey period	Survey frequency
-----	------	-------	---------------	------------------

3.18)	sq_198503_9	gdp growth 10 years influence: natural resources	1985	Mar
-------	-------------	--	------	-----

Wording of the question

03/1985		Variable description														
<p>Compared to the last 10 years, average growth (real GDP) during the coming 10 years is likely to be</p> <p>[...]</p> <p>This development could be influenced to a higher/lower/same degree than in the past by the following factors</p> <table border="1" style="margin-left: auto; margin-right: auto;"> <tr> <td rowspan="3" style="text-align: center; vertical-align: middle;">natural resources</td> <th colspan="3">degree of expected influence</th> </tr> <tr> <td style="text-align: center;">higher</td> <td style="text-align: center;">lower</td> <td style="text-align: center;">same</td> </tr> <tr> <td style="text-align: center;">[1]</td> <td style="text-align: center;">[2]</td> <td style="text-align: center;">[3]</td> </tr> <tr> <td></td> <td></td> <td></td> <td></td> </tr> </table>		natural resources	degree of expected influence			higher	lower	same	[1]	[2]	[3]					
natural resources	degree of expected influence															
	higher		lower	same												
	[1]	[2]	[3]													

Time span of the variable

1983	1984	1985	1986	1987	1988	1989	1990	1991	1992
1993	1994	1995	1996	1997	1998	1999	2000	2001	2002
2003	2004	2005	2006	2007	2008	2009	2010	2011	2012
2013	2014	2015	2016	2017	2018	2019	2020	2021	2022

Nr.	Name	Label	Survey period	Survey frequency
-----	------	-------	---------------	------------------

3.19)	sq_198503_10	gdp growth 10 years influence: environmental problems	1985	Mar
-------	--------------	---	------	-----

Wording of the question

03/1985		Variable description														
<p>Compared to the last 10 years, average growth (real GDP) during the coming 10 years is likely to be</p> <p>[...]</p> <p>This development could be influenced to a higher/lower/same degree than in the past by the following factors</p> <table border="1" style="margin-left: auto; margin-right: auto;"> <tr> <td rowspan="3" style="text-align: center; vertical-align: middle;">environmental problems</td> <th colspan="3">degree of expected influence</th> </tr> <tr> <td style="text-align: center;">higher</td> <td style="text-align: center;">lower</td> <td style="text-align: center;">same</td> </tr> <tr> <td style="text-align: center;">[1]</td> <td style="text-align: center;">[2]</td> <td style="text-align: center;">[3]</td> </tr> <tr> <td></td> <td></td> <td></td> <td></td> </tr> </table>		environmental problems	degree of expected influence			higher	lower	same	[1]	[2]	[3]					
environmental problems	degree of expected influence															
	higher		lower	same												
	[1]	[2]	[3]													

Time span of the variable

1983	1984	1985	1986	1987	1988	1989	1990	1991	1992
1993	1994	1995	1996	1997	1998	1999	2000	2001	2002
2003	2004	2005	2006	2007	2008	2009	2010	2011	2012
2013	2014	2015	2016	2017	2018	2019	2020	2021	2022

Nr.	Name	Label	Survey period	Survey frequency
-----	------	-------	---------------	------------------

Wording of the question

<p>03/1985</p> <p>Compared to the last 10 years, average growth (real GDP) during the coming 10 years is likely to be</p> <p>[...]</p> <p>This development could be influenced to a higher/lower/same degree than in the past by the following factors</p> <table border="1" style="margin-left: auto; margin-right: auto;"> <tr> <td rowspan="3" style="text-align: center; vertical-align: middle;">political stability</td> <th colspan="3" style="text-align: center;">degree of expected influence</th> </tr> <tr> <td style="text-align: center;">higher</td> <td style="text-align: center;">lower</td> <td style="text-align: center;">same</td> </tr> <tr> <td style="text-align: center;">[1]</td> <td style="text-align: center;">[2]</td> <td style="text-align: center;">[3]</td> </tr> <tr> <td> </td> <td> </td> <td> </td> <td> </td> </tr> </table>	political stability	degree of expected influence			higher	lower	same	[1]	[2]	[3]					Variable description
political stability		degree of expected influence													
		higher	lower	same											
	[1]	[2]	[3]												

Time span of the variable

1983	1984	1985	1986	1987	1988	1989	1990	1991	1992
1993	1994	1995	1996	1997	1998	1999	2000	2001	2002
2003	2004	2005	2006	2007	2008	2009	2010	2011	2012
2013	2014	2015	2016	2017	2018	2019	2020	2021	2022

Nr.	Name	Label	Survey period	Survey frequency
-----	------	-------	---------------	------------------

Wording of the question

<p>04/1990</p> <p>Which impact of the economic liberalization of Eastern European countries do you expect for the economy of this country?</p> <p>The regional competitiveness of this country will on average</p> <p>increase [1] <input type="text"/> remain unchanged [2] <input type="text"/></p> <p>decrease [3] <input type="text"/> no answer possible [.] <input type="text"/></p>	Variable description
---	----------------------

Time span of the variable

1983	1984	1985	1986	1987	1988	1989	1990	1991	1992
1993	1994	1995	1996	1997	1998	1999	2000	2001	2002
2003	2004	2005	2006	2007	2008	2009	2010	2011	2012
2013	2014	2015	2016	2017	2018	2019	2020	2021	2022

Nr.	Name	Label	Survey period	Survey frequency
-----	------	-------	---------------	------------------

Wording of the question

04/1990	Variable description
	Further Information:

<p>Which impact of the economic liberalization of Eastern European countries do you expect for the economy of this country?</p> <p>The regional competitiveness of this country will on average</p> <p>[...]</p> <p>If increase, due to</p> <p style="padding-left: 40px;">more foreign investment [1] <input type="text"/></p>	<p>Actually respondents had four different options if they had chosen "increase" in the first place:</p> <ul style="list-style-type: none"> + more foreign investment + more liberalizaition at home + growing foreign demand for this country's products + other factors <p>However, the data only contains three different options, so it was assumed that only the first three alternative answers had been recorded, thus excluding the option "other factors"</p>
---	--

Time span of the variable

1983	1984	1985	1986	1987	1988	1989	1990	1991	1992
1993	1994	1995	1996	1997	1998	1999	2000	2001	2002
2003	2004	2005	2006	2007	2008	2009	2010	2011	2012
2013	2014	2015	2016	2017	2018	2019	2020	2021	2022

Nr.	Name	Label	Survey period	Survey frequency
3.23)	sq_199004_3	increased competitiveness: liberalization at home	1990	Apr

Wording of the question

<p>04/1990</p> <p>Which impact of the economic liberalization of Eastern European countries do you expect for the economy of this country?</p> <p>The regional competitiveness of this country will on average</p> <p>[...]</p> <p>If increase, due to</p> <p style="padding-left: 40px;">more liberalizaition at home [1] <input type="text"/></p>	<p>Variable description</p> <p>Further Information:</p> <p>Actually respondents had four different options if they had chosen "increase" in the first place:</p> <ul style="list-style-type: none"> + more foreign investment + more liberalizaition at home + growing foreign demand for this country's products + other factors <p>However, the data only contains three different options, so it was assumed that only the first three alternative answers had been recorded, thus excluding the option "other factors"</p>
---	--

Time span of the variable

1983	1984	1985	1986	1987	1988	1989	1990	1991	1992
1993	1994	1995	1996	1997	1998	1999	2000	2001	2002
2003	2004	2005	2006	2007	2008	2009	2010	2011	2012
2013	2014	2015	2016	2017	2018	2019	2020	2021	2022

Nr.	Name	Label	Survey period	Survey frequency
3.24)	sq_199004_4	increased competitiveness: foreign demand	1990	Apr

Wording of the question

<p>04/1990</p> <p>Which impact of the economic liberalization of Eastern European countries do you expect for the economy of this country?</p> <p>The regional competitiveness of this country will on average</p> <p>[...]</p> <p>If increase, due to</p>	<p>Variable description</p> <p>Further Information:</p> <p>Actually respondents had four different options if they had chosen "increase" in the first place:</p> <ul style="list-style-type: none"> + more foreign investment + more liberalizaition at home + growing foreign demand for this country's products + other factors <p>However, the data only contains three different options, so it was assumed that only the first three alternative answers had been recorded, thus excluding the option "other factors"</p>
--	--

growing foreign demand for this country's products [1] <input type="text"/>										factors"
Time span of the variable										
1983	1984	1985	1986	1987	1988	1989	1990	1991	1992	
1993	1994	1995	1996	1997	1998	1999	2000	2001	2002	
2003	2004	2005	2006	2007	2008	2009	2010	2011	2012	
2013	2014	2015	2016	2017	2018	2019	2020	2021	2022	

Nr.	Name	Label	Survey period	Survey frequency
3.25)	sq_199004_5	decreased competitiveness, competition from: East Germany	1990	Apr

Wording of the question

04/1990	Variable description									
<p>Which impact of the economic liberalization of Eastern European countries do you expect for the economy of this country?</p> <p>The regional competitiveness of this country will on average</p> <p>[...]</p> <p>If decrease, because of higher competition coming mainly from :</p> <p>East Germany [1] <input type="text"/></p>										
Time span of the variable										
1983	1984	1985	1986	1987	1988	1989	1990	1991	1992	
1993	1994	1995	1996	1997	1998	1999	2000	2001	2002	
2003	2004	2005	2006	2007	2008	2009	2010	2011	2012	
2013	2014	2015	2016	2017	2018	2019	2020	2021	2022	

Nr.	Name	Label	Survey period	Survey frequency
3.26)	sq_199004_6	decreased competitiveness, competition from: Hungary	1990	Apr

Wording of the question

04/1990	Variable description
<p>Which impact of the economic liberalization of Eastern European countries do you expect for the economy of this country?</p> <p>The regional competitiveness of this country will on average</p> <p>[...]</p> <p>If decrease, because of higher competition coming mainly from :</p> <p>Hungary [1] <input type="text"/></p>	
Time span of the variable	

1983	1984	1985	1986	1987	1988	1989	1990	1991	1992
1993	1994	1995	1996	1997	1998	1999	2000	2001	2002
2003	2004	2005	2006	2007	2008	2009	2010	2011	2012
2013	2014	2015	2016	2017	2018	2019	2020	2021	2022

Nr.	Name	Label	Survey period	Survey frequency
-----	------	-------	---------------	------------------

3.27)	sq_199004_7	decreased competitiveness, competition from: Poland	1990	Apr
-------	-------------	---	------	-----

Wording of the question

<p>04/1990</p> <p>Which impact of the economic liberalization of Eastern European countries do you expect for the economy of this country?</p> <p>The regional competitiveness of this country will on average</p> <p>[...]</p> <p>If decrease, because of higher competition coming mainly from :</p> <p>Poland [1] <input type="text"/></p>	Variable description
---	----------------------

Time span of the variable

1983	1984	1985	1986	1987	1988	1989	1990	1991	1992
1993	1994	1995	1996	1997	1998	1999	2000	2001	2002
2003	2004	2005	2006	2007	2008	2009	2010	2011	2012
2013	2014	2015	2016	2017	2018	2019	2020	2021	2022

Nr.	Name	Label	Survey period	Survey frequency
-----	------	-------	---------------	------------------

3.28)	sq_199004_8	decreased competitiveness, competition from: Romania	1990	Apr
-------	-------------	--	------	-----

Wording of the question

<p>04/1990</p> <p>Which impact of the economic liberalization of Eastern European countries do you expect for the economy of this country?</p> <p>The regional competitiveness of this country will on average</p> <p>[...]</p> <p>If decrease, because of higher competition coming mainly from :</p> <p>Romania [1] <input type="text"/></p>	Variable description
--	----------------------

Time span of the variable

1983	1984	1985	1986	1987	1988	1989	1990	1991	1992
1993	1994	1995	1996	1997	1998	1999	2000	2001	2002

2003	2004	2005	2006	2007	2008	2009	2010	2011	2012
2013	2014	2015	2016	2017	2018	2019	2020	2021	2022

Nr.	Name	Label	Survey period	Survey frequency
-----	------	-------	---------------	------------------

3.29)	sq_199004_9	decreased competitiveness, competition from: Bulgaria	1990	Apr
-------	-------------	---	------	-----

Wording of the question

<p>04/1990</p> <p>Which impact of the economic liberalization of Eastern European countries do you expect for the economy of this country?</p> <p>The regional competitiveness of this country will on average</p> <p>[...]</p> <p>If decrease, because of higher competition coming mainly from :</p> <p>Bulgaria [1] <input type="text"/></p>	Variable description
---	----------------------

Time span of the variable

1983	1984	1985	1986	1987	1988	1989	1990	1991	1992
1993	1994	1995	1996	1997	1998	1999	2000	2001	2002
2003	2004	2005	2006	2007	2008	2009	2010	2011	2012
2013	2014	2015	2016	2017	2018	2019	2020	2021	2022

Nr.	Name	Label	Survey period	Survey frequency
-----	------	-------	---------------	------------------

3.30)	sq_199004_10	decreased competitiveness, competition from: CSSR	1990	Apr
-------	--------------	---	------	-----

Wording of the question

<p>04/1990</p> <p>Which impact of the economic liberalization of Eastern European countries do you expect for the economy of this country?</p> <p>The regional competitiveness of this country will on average</p> <p>[...]</p> <p>If decrease, because of higher competition coming mainly from :</p> <p>CSSR [1] <input type="text"/></p>	Variable description
---	----------------------

Time span of the variable

1983	1984	1985	1986	1987	1988	1989	1990	1991	1992
1993	1994	1995	1996	1997	1998	1999	2000	2001	2002
2003	2004	2005	2006	2007	2008	2009	2010	2011	2012
2013	2014	2015	2016	2017	2018	2019	2020	2021	2022

--	--	--	--	--	--

Nr.	Name	Label	Survey period	Survey frequency
-----	------	-------	---------------	------------------

3.31)	sq_199004_11	decreased competitiveness, competition from: USSR	1990	Apr
-------	--------------	---	------	-----

Wording of the question

<p>04/1990</p> <p>Which impact of the economic liberalization of Eastern European countries do you expect for the economy of this country?</p> <p>The regional competitiveness of this country will on average</p> <p>[...]</p> <p>If decrease, because of higher competition coming mainly from :</p> <p>USSR [1] <input type="text"/></p>	Variable description
---	----------------------

Time span of the variable

1983	1984	1985	1986	1987	1988	1989	1990	1991	1992
							■		
1993	1994	1995	1996	1997	1998	1999	2000	2001	2002
2003	2004	2005	2006	2007	2008	2009	2010	2011	2012
2013	2014	2015	2016	2017	2018	2019	2020	2021	2022

Nr.	Name	Label	Survey period	Survey frequency
-----	------	-------	---------------	------------------

3.32)	sq_199004_12	capital inflow due to eastern liberalization	1990	Apr
-------	--------------	--	------	-----

Wording of the question

<p>04/1990</p> <p>Which impact of the economic liberalization of Eastern European countries do you expect for the economy of this country?</p> <p>The inflow of capital (credit supply, direct investments) into this country as a consequence of the economic liberalization in Eastern Europe will</p> <p>increase [1] <input type="text"/> remain unchanged [2] <input type="text"/></p> <p>decrease [3] <input type="text"/> not relevant [.] <input type="text"/></p>	Variable description
---	----------------------

Time span of the variable

1983	1984	1985	1986	1987	1988	1989	1990	1991	1992
							■		
1993	1994	1995	1996	1997	1998	1999	2000	2001	2002
2003	2004	2005	2006	2007	2008	2009	2010	2011	2012
2013	2014	2015	2016	2017	2018	2019	2020	2021	2022

Nr.	Name	Label	Survey period	Survey frequency
-----	------	-------	---------------	------------------

Wording of the question

<p>04/1990</p> <p>Which impact of the economic liberalization of Eastern European countries do you expect for the economy of this country?</p> <p>The impact of the economic liberalization of Eastern European countries (incl. USSR) on the economy of this country will on balance be</p> <p>positive [1] <input type="text"/> neutral/no impact [2] <input type="text"/></p> <p>negative [3] <input type="text"/> no answer possible [.] <input type="text"/></p>	Variable description
--	----------------------

Time span of the variable

1983	1984	1985	1986	1987	1988	1989	1990	1991	1992
1993	1994	1995	1996	1997	1998	1999	2000	2001	2002
2003	2004	2005	2006	2007	2008	2009	2010	2011	2012
2013	2014	2015	2016	2017	2018	2019	2020	2021	2022

Nr.	Name	Label	Survey period	Survey frequency
-----	------	-------	---------------	------------------

Wording of the question

<p>04/1990</p> <p>Which impact of the economic liberalization of Eastern European countries do you expect for the economy of this country?</p> <p>Foreign investment will be mainly attracted by</p> <p>Eastern Germany [1] <input type="text"/></p>	Variable description
---	----------------------

Time span of the variable

1983	1984	1985	1986	1987	1988	1989	1990	1991	1992
1993	1994	1995	1996	1997	1998	1999	2000	2001	2002
2003	2004	2005	2006	2007	2008	2009	2010	2011	2012
2013	2014	2015	2016	2017	2018	2019	2020	2021	2022

Nr.	Name	Label	Survey period	Survey frequency
-----	------	-------	---------------	------------------

Wording of the question

<p>04/1990</p> <p>Which impact of the economic liberalization of Eastern European countries do you expect for the economy of this country?</p>	Variable description
--	----------------------

Foreign investment will be mainly attracted by
Hungary [1]

Time span of the variable

1983	1984	1985	1986	1987	1988	1989	1990	1991	1992
1993	1994	1995	1996	1997	1998	1999	2000	2001	2002
2003	2004	2005	2006	2007	2008	2009	2010	2011	2012
2013	2014	2015	2016	2017	2018	2019	2020	2021	2022

Nr.	Name	Label	Survey period	Survey frequency
3.36)	sq_199004_16	foreign investment due to eastern liberalization: mainly Poland	1990	Apr

Wording of the question

<p>04/1990</p> <p>Which impact of the economic liberalization of Eastern European countries do you expect for the economy of this country?</p> <p>Foreign investment will be mainly attracted by Poland [1] <input type="text"/></p>	<p>Variable description</p>																																																																																
<p>Time span of the variable</p> <table border="1"> <tr><td>1983</td><td>1984</td><td>1985</td><td>1986</td><td>1987</td><td>1988</td><td>1989</td><td>1990</td><td>1991</td><td>1992</td></tr> <tr><td></td><td></td><td></td><td></td><td></td><td></td><td></td><td></td><td></td><td></td></tr> <tr><td>1993</td><td>1994</td><td>1995</td><td>1996</td><td>1997</td><td>1998</td><td>1999</td><td>2000</td><td>2001</td><td>2002</td></tr> <tr><td></td><td></td><td></td><td></td><td></td><td></td><td></td><td></td><td></td><td></td></tr> <tr><td>2003</td><td>2004</td><td>2005</td><td>2006</td><td>2007</td><td>2008</td><td>2009</td><td>2010</td><td>2011</td><td>2012</td></tr> <tr><td></td><td></td><td></td><td></td><td></td><td></td><td></td><td></td><td></td><td></td></tr> <tr><td>2013</td><td>2014</td><td>2015</td><td>2016</td><td>2017</td><td>2018</td><td>2019</td><td>2020</td><td>2021</td><td>2022</td></tr> <tr><td></td><td></td><td></td><td></td><td></td><td></td><td></td><td></td><td></td><td></td></tr> </table>		1983	1984	1985	1986	1987	1988	1989	1990	1991	1992											1993	1994	1995	1996	1997	1998	1999	2000	2001	2002											2003	2004	2005	2006	2007	2008	2009	2010	2011	2012											2013	2014	2015	2016	2017	2018	2019	2020	2021	2022										
1983	1984	1985	1986	1987	1988	1989	1990	1991	1992																																																																								
1993	1994	1995	1996	1997	1998	1999	2000	2001	2002																																																																								
2003	2004	2005	2006	2007	2008	2009	2010	2011	2012																																																																								
2013	2014	2015	2016	2017	2018	2019	2020	2021	2022																																																																								

Nr.	Name	Label	Survey period	Survey frequency
3.37)	sq_199004_17	foreign investment due to eastern liberalization: mainly Romania	1990	Apr

Wording of the question

<p>04/1990</p> <p>Which impact of the economic liberalization of Eastern European countries do you expect for the economy of this country?</p> <p>Foreign investment will be mainly attracted by Romania [1] <input type="text"/></p>	<p>Variable description</p>																																								
<p>Time span of the variable</p> <table border="1"> <tr><td>1983</td><td>1984</td><td>1985</td><td>1986</td><td>1987</td><td>1988</td><td>1989</td><td>1990</td><td>1991</td><td>1992</td></tr> <tr><td></td><td></td><td></td><td></td><td></td><td></td><td></td><td></td><td></td><td></td></tr> <tr><td>1993</td><td>1994</td><td>1995</td><td>1996</td><td>1997</td><td>1998</td><td>1999</td><td>2000</td><td>2001</td><td>2002</td></tr> <tr><td></td><td></td><td></td><td></td><td></td><td></td><td></td><td></td><td></td><td></td></tr> </table>		1983	1984	1985	1986	1987	1988	1989	1990	1991	1992											1993	1994	1995	1996	1997	1998	1999	2000	2001	2002										
1983	1984	1985	1986	1987	1988	1989	1990	1991	1992																																
1993	1994	1995	1996	1997	1998	1999	2000	2001	2002																																

2003	2004	2005	2006	2007	2008	2009	2010	2011	2012
2013	2014	2015	2016	2017	2018	2019	2020	2021	2022

Nr.	Name	Label	Survey period	Survey frequency
-----	------	-------	---------------	------------------

3.38)	sq_199004_18	foreign investment due to eastern liberalization: mainly Bulgaria	1990	Apr
-------	--------------	---	------	-----

Wording of the question

04/1990	Variable description
Which impact of the economic liberalization of Eastern European countries do you expect for the economy of this country?	
Foreign investment will be mainly attracted by	
Bulgaria [1] <input type="text"/>	

Time span of the variable

1983	1984	1985	1986	1987	1988	1989	1990	1991	1992
1993	1994	1995	1996	1997	1998	1999	2000	2001	2002
2003	2004	2005	2006	2007	2008	2009	2010	2011	2012
2013	2014	2015	2016	2017	2018	2019	2020	2021	2022

Nr.	Name	Label	Survey period	Survey frequency
-----	------	-------	---------------	------------------

3.39)	sq_199004_19	foreign investment due to eastern liberalization: mainly CSSR	1990	Apr
-------	--------------	---	------	-----

Wording of the question

04/1990	Variable description
Which impact of the economic liberalization of Eastern European countries do you expect for the economy of this country?	
Foreign investment will be mainly attracted by	
CSSR [1] <input type="text"/>	

Time span of the variable

1983	1984	1985	1986	1987	1988	1989	1990	1991	1992
1993	1994	1995	1996	1997	1998	1999	2000	2001	2002
2003	2004	2005	2006	2007	2008	2009	2010	2011	2012
2013	2014	2015	2016	2017	2018	2019	2020	2021	2022

Nr.	Name	Label	Survey period	Survey frequency
-----	------	-------	---------------	------------------

3.40) sq_199004_20 foreign investment due to eastern liberalization: mainly USSR 1990 Apr

Wording of the question

<p>04/1990</p> <p>Which impact of the economic liberalization of Eastern European countries do you expect for the economy of this country?</p> <p>Foreign investment will be mainly attracted by</p> <p>USSR [1] <input type="text"/></p>	Variable description
--	----------------------

Time span of the variable

1983	1984	1985	1986	1987	1988	1989	1990	1991	1992
1993	1994	1995	1996	1997	1998	1999	2000	2001	2002
2003	2004	2005	2006	2007	2008	2009	2010	2011	2012
2013	2014	2015	2016	2017	2018	2019	2020	2021	2022

Nr.	Name	Label	Survey period	Survey frequency
-----	------	-------	---------------	------------------

3.41) sq_199004_21 foreign investment due to eastern liberalization: no answer possible 1990 Apr

Wording of the question

<p>04/1990</p> <p>Which impact of the economic liberalization of Eastern European countries do you expect for the economy of this country?</p> <p>Foreign investment will be mainly attracted by</p> <p>no answer possible [1] <input type="text"/></p>	Variable description
--	----------------------

Time span of the variable

1983	1984	1985	1986	1987	1988	1989	1990	1991	1992
1993	1994	1995	1996	1997	1998	1999	2000	2001	2002
2003	2004	2005	2006	2007	2008	2009	2010	2011	2012
2013	2014	2015	2016	2017	2018	2019	2020	2021	2022

Nr.	Name	Label	Survey period	Survey frequency
-----	------	-------	---------------	------------------

3.42) sq_199010_1 oil price below 20 US\$ 1990 Oct

Wording of the question

<p>10/1990</p> <p>For the next 12 months we expect an average oil price (per barrel) of</p> <p>below 20 US \$ [1] <input type="text"/></p>	Variable description
--	----------------------

Time span of the variable

1983	1984	1985	1986	1987	1988	1989	1990	1991	1992
1993	1994	1995	1996	1997	1998	1999	2000	2001	2002
2003	2004	2005	2006	2007	2008	2009	2010	2011	2012
2013	2014	2015	2016	2017	2018	2019	2020	2021	2022

Nr.	Name	Label	Survey period	Survey frequency
3.43)	sq_199010_2	oil price between 20 and 25 US\$	1990	Oct

Wording of the question

<p>10/1990</p> <p>For the next 12 months we expect an average oil price (per barrel) of</p> <p>between 20 and 25 US \$ [1] <input type="text"/></p>	Variable description																																								
<p>Time span of the variable</p> <table border="1"> <tr><td>1983</td><td>1984</td><td>1985</td><td>1986</td><td>1987</td><td>1988</td><td>1989</td><td>1990</td><td>1991</td><td>1992</td></tr> <tr><td>1993</td><td>1994</td><td>1995</td><td>1996</td><td>1997</td><td>1998</td><td>1999</td><td>2000</td><td>2001</td><td>2002</td></tr> <tr><td>2003</td><td>2004</td><td>2005</td><td>2006</td><td>2007</td><td>2008</td><td>2009</td><td>2010</td><td>2011</td><td>2012</td></tr> <tr><td>2013</td><td>2014</td><td>2015</td><td>2016</td><td>2017</td><td>2018</td><td>2019</td><td>2020</td><td>2021</td><td>2022</td></tr> </table>		1983	1984	1985	1986	1987	1988	1989	1990	1991	1992	1993	1994	1995	1996	1997	1998	1999	2000	2001	2002	2003	2004	2005	2006	2007	2008	2009	2010	2011	2012	2013	2014	2015	2016	2017	2018	2019	2020	2021	2022
1983	1984	1985	1986	1987	1988	1989	1990	1991	1992																																
1993	1994	1995	1996	1997	1998	1999	2000	2001	2002																																
2003	2004	2005	2006	2007	2008	2009	2010	2011	2012																																
2013	2014	2015	2016	2017	2018	2019	2020	2021	2022																																

Nr.	Name	Label	Survey period	Survey frequency
3.44)	sq_199010_3	oil price between 26 and 30 US\$	1990	Oct

Wording of the question

<p>10/1990</p> <p>For the next 12 months we expect an average oil price (per barrel) of</p> <p>between 26 and 30 US \$ [1] <input type="text"/></p>	Variable description																																								
<p>Time span of the variable</p> <table border="1"> <tr><td>1983</td><td>1984</td><td>1985</td><td>1986</td><td>1987</td><td>1988</td><td>1989</td><td>1990</td><td>1991</td><td>1992</td></tr> <tr><td>1993</td><td>1994</td><td>1995</td><td>1996</td><td>1997</td><td>1998</td><td>1999</td><td>2000</td><td>2001</td><td>2002</td></tr> <tr><td>2003</td><td>2004</td><td>2005</td><td>2006</td><td>2007</td><td>2008</td><td>2009</td><td>2010</td><td>2011</td><td>2012</td></tr> <tr><td>2013</td><td>2014</td><td>2015</td><td>2016</td><td>2017</td><td>2018</td><td>2019</td><td>2020</td><td>2021</td><td>2022</td></tr> </table>		1983	1984	1985	1986	1987	1988	1989	1990	1991	1992	1993	1994	1995	1996	1997	1998	1999	2000	2001	2002	2003	2004	2005	2006	2007	2008	2009	2010	2011	2012	2013	2014	2015	2016	2017	2018	2019	2020	2021	2022
1983	1984	1985	1986	1987	1988	1989	1990	1991	1992																																
1993	1994	1995	1996	1997	1998	1999	2000	2001	2002																																
2003	2004	2005	2006	2007	2008	2009	2010	2011	2012																																
2013	2014	2015	2016	2017	2018	2019	2020	2021	2022																																

Nr.	Name	Label	Survey period	Survey frequency
-----	------	-------	---------------	------------------

3.45) **sq_199010_4** oil price above 30 US\$ 1990 Oct

Wording of the question

10/1990	Variable description
<p>For the next 12 months we expect an average oil price (per barrel) of</p> <p>above 30 US \$ [1] <input type="text"/></p>	

Time span of the variable

1983	1984	1985	1986	1987	1988	1989	1990	1991	1992
1993	1994	1995	1996	1997	1998	1999	2000	2001	2002
2003	2004	2005	2006	2007	2008	2009	2010	2011	2012
2013	2014	2015	2016	2017	2018	2019	2020	2021	2022

Nr.	Name	Label	Survey period	Survey frequency
-----	------	-------	---------------	------------------

3.46) **sq_199010_5** impact of gulf crisis on economic growth 1990 Oct

Wording of the question

10/1990	Variable description															
<p>What will be the additional -direct and indirect -impact of the gulf crisis on your forecasts for the economy of your country within the next 12 months ?</p> <p>a) Economic growth (real GNP)</p> <table border="1" style="margin-left: 20px;"> <tr> <td style="width: 100px;"></td> <td>strong improvement</td> <td>[1]</td> </tr> <tr> <td></td> <td>moderate improvement</td> <td>[2]</td> </tr> <tr> <td></td> <td>neutral/ no impact</td> <td>[3]</td> </tr> <tr> <td></td> <td>moderate deterioration</td> <td>[4]</td> </tr> <tr> <td></td> <td>strong deterioration</td> <td>[5]</td> </tr> </table>		strong improvement	[1]		moderate improvement	[2]		neutral/ no impact	[3]		moderate deterioration	[4]		strong deterioration	[5]	
	strong improvement	[1]														
	moderate improvement	[2]														
	neutral/ no impact	[3]														
	moderate deterioration	[4]														
	strong deterioration	[5]														

Time span of the variable

1983	1984	1985	1986	1987	1988	1989	1990	1991	1992
1993	1994	1995	1996	1997	1998	1999	2000	2001	2002
2003	2004	2005	2006	2007	2008	2009	2010	2011	2012
2013	2014	2015	2016	2017	2018	2019	2020	2021	2022

Nr.	Name	Label	Survey period	Survey frequency
-----	------	-------	---------------	------------------

3.47) **sq_199010_6** impact of gulf crisis on private investment 1990 Oct

Wording of the question

10/1990	Variable description
<p>What will be the additional -direct and indirect -impact of the gulf crisis on your forecasts for the economy of your country within the next 12 months ?</p>	

b) Private investment	strong improvement	[1]
	moderate improvement	[2]
	neutral/ no impact	[3]
	moderate deterioration	[4]
	strong deterioration	[5]

Time span of the variable

1983	1984	1985	1986	1987	1988	1989	1990	1991	1992
							█		
1993	1994	1995	1996	1997	1998	1999	2000	2001	2002
2003	2004	2005	2006	2007	2008	2009	2010	2011	2012
2013	2014	2015	2016	2017	2018	2019	2020	2021	2022

Nr.	Name	Label	Survey period	Survey frequency
3.48)	sq_199010_7	impact of gulf crisis on employment opportunities	1990	Oct

Wording of the question

<p>10/1990</p> <p>What will be the additional -direct and indirect -impact of the gulf crisis on your forecasts for the economy of your country within the next 12 months ?</p> <p>c) Employment opportunities</p> <table border="1"> <tr> <td>strong improvement</td> <td>[1]</td> </tr> <tr> <td>moderate improvement</td> <td>[2]</td> </tr> <tr> <td>neutral/ no impact</td> <td>[3]</td> </tr> <tr> <td>moderate deterioration</td> <td>[4]</td> </tr> <tr> <td>strong deterioration</td> <td>[5]</td> </tr> </table>	strong improvement	[1]	moderate improvement	[2]	neutral/ no impact	[3]	moderate deterioration	[4]	strong deterioration	[5]	<p>Variable description</p>
strong improvement	[1]										
moderate improvement	[2]										
neutral/ no impact	[3]										
moderate deterioration	[4]										
strong deterioration	[5]										

Time span of the variable

1983	1984	1985	1986	1987	1988	1989	1990	1991	1992
							█		
1993	1994	1995	1996	1997	1998	1999	2000	2001	2002
2003	2004	2005	2006	2007	2008	2009	2010	2011	2012
2013	2014	2015	2016	2017	2018	2019	2020	2021	2022

Nr.	Name	Label	Survey period	Survey frequency
3.49)	sq_199010_8	impact of gulf crisis on private sector profits	1990	Oct

Wording of the question

<p>10/1990</p> <p>What will be the additional -direct and indirect -impact of the gulf crisis on your forecasts for the economy of your country within the next 12 months ?</p> <p>d) Profits on average of the private sector</p> <table border="1"> <tr> <td>strong improvement</td> <td>[1]</td> </tr> </table>	strong improvement	[1]	<p>Variable description</p>
strong improvement	[1]		

	moderate improvement	[2]
	neutral/ no impact	[3]
	moderate deterioration	[4]
	strong deterioration	[5]

Time span of the variable

1983	1984	1985	1986	1987	1988	1989	1990	1991	1992
							█		
1993	1994	1995	1996	1997	1998	1999	2000	2001	2002
2003	2004	2005	2006	2007	2008	2009	2010	2011	2012
2013	2014	2015	2016	2017	2018	2019	2020	2021	2022

Nr.	Name	Label	Survey period	Survey frequency
-----	------	-------	---------------	------------------

3.50)	sq_199010_9	impact of gulf crisis on inflation rate	1990	Oct
-------	-------------	---	------	-----

Wording of the question

<p>10/1990</p> <p>What will be the additional -direct and indirect -impact of the gulf crisis on your forecasts for the economy of your country within the next 12 months ?</p> <p>e) inflation rate* (consumer prices)</p> <table border="1" style="margin-left: auto; margin-right: auto;"> <tr> <td></td> <td>strong improvement</td> <td>[1]</td> </tr> <tr> <td></td> <td>moderate improvement</td> <td>[2]</td> </tr> <tr> <td></td> <td>neutral/ no impact</td> <td>[3]</td> </tr> <tr> <td></td> <td>moderate deterioration</td> <td>[4]</td> </tr> <tr> <td></td> <td>strong deterioration</td> <td>[5]</td> </tr> </table>		strong improvement	[1]		moderate improvement	[2]		neutral/ no impact	[3]		moderate deterioration	[4]		strong deterioration	[5]	<p>Variable description</p> <p>**Lowering of inflation rate resp. interest rates should be regarded as improvement"</p>
	strong improvement	[1]														
	moderate improvement	[2]														
	neutral/ no impact	[3]														
	moderate deterioration	[4]														
	strong deterioration	[5]														

Time span of the variable

1983	1984	1985	1986	1987	1988	1989	1990	1991	1992
							█		
1993	1994	1995	1996	1997	1998	1999	2000	2001	2002
2003	2004	2005	2006	2007	2008	2009	2010	2011	2012
2013	2014	2015	2016	2017	2018	2019	2020	2021	2022

Nr.	Name	Label	Survey period	Survey frequency
-----	------	-------	---------------	------------------

3.51)	sq_199010_10	impact of gulf crisis on interest rates	1990	Oct
-------	--------------	---	------	-----

Wording of the question

<p>10/1990</p> <p>What will be the additional -direct and indirect -impact of the gulf crisis on your forecasts for the economy of your country within the next 12 months ?</p> <p>f) interest rates* (long term)</p> <table border="1" style="margin-left: auto; margin-right: auto;"> <tr> <td></td> <td>strong improvement</td> <td>[1]</td> </tr> <tr> <td></td> <td>moderate improvement</td> <td>[2]</td> </tr> <tr> <td></td> <td>neutral/ no</td> <td>[3]</td> </tr> </table>		strong improvement	[1]		moderate improvement	[2]		neutral/ no	[3]	<p>Variable description</p> <p>**Lowering of inflation rate resp. interest rates should be regarded as improvement"</p>
	strong improvement	[1]								
	moderate improvement	[2]								
	neutral/ no	[3]								

	impact	[3]
	moderate deterioration	[4]
	strong deterioration	[5]

Time span of the variable

1983	1984	1985	1986	1987	1988	1989	1990	1991	1992
							█		
1993	1994	1995	1996	1997	1998	1999	2000	2001	2002
2003	2004	2005	2006	2007	2008	2009	2010	2011	2012
2013	2014	2015	2016	2017	2018	2019	2020	2021	2022

Nr.	Name	Label	Survey period	Survey frequency
3.52)	sq_199010_11	impact of gulf crisis on public finance	1990	Oct

Wording of the question

<p>10/1990</p> <p>What will be the additional -direct and indirect -impact of the gulf crisis on your forecasts for the economy of your country within the next 12 months ?</p> <p>g) public finance</p> <table border="1"> <tr> <td></td> <td>strong improvement</td> <td>[1]</td> </tr> <tr> <td></td> <td>moderate improvement</td> <td>[2]</td> </tr> <tr> <td></td> <td>neutral/ no impact</td> <td>[3]</td> </tr> <tr> <td></td> <td>moderate deterioration</td> <td>[4]</td> </tr> <tr> <td></td> <td>strong deterioration</td> <td>[5]</td> </tr> </table>		strong improvement	[1]		moderate improvement	[2]		neutral/ no impact	[3]		moderate deterioration	[4]		strong deterioration	[5]	<p>Variable description</p>
	strong improvement	[1]														
	moderate improvement	[2]														
	neutral/ no impact	[3]														
	moderate deterioration	[4]														
	strong deterioration	[5]														

Time span of the variable

1983	1984	1985	1986	1987	1988	1989	1990	1991	1992
							█		
1993	1994	1995	1996	1997	1998	1999	2000	2001	2002
2003	2004	2005	2006	2007	2008	2009	2010	2011	2012
2013	2014	2015	2016	2017	2018	2019	2020	2021	2022

Nr.	Name	Label	Survey period	Survey frequency
3.53)	sq_199010_12	impact of gulf crisis on trade balance	1990	Oct

Wording of the question

<p>10/1990</p> <p>What will be the additional -direct and indirect -impact of the gulf crisis on your forecasts for the economy of your country within the next 12 months ?</p> <p>h) Trade balance</p> <table border="1"> <tr> <td></td> <td>strong improvement</td> <td>[1]</td> </tr> <tr> <td></td> <td>moderate improvement</td> <td>[2]</td> </tr> <tr> <td></td> <td>neutral/ no impact</td> <td>[3]</td> </tr> <tr> <td></td> <td>moderate deterioration</td> <td>[4]</td> </tr> </table>		strong improvement	[1]		moderate improvement	[2]		neutral/ no impact	[3]		moderate deterioration	[4]	<p>Variable description</p>
	strong improvement	[1]											
	moderate improvement	[2]											
	neutral/ no impact	[3]											
	moderate deterioration	[4]											

		strong deterioration		[5]					
Time span of the variable									
1983	1984	1985	1986	1987	1988	1989	1990	1991	1992
1993	1994	1995	1996	1997	1998	1999	2000	2001	2002
2003	2004	2005	2006	2007	2008	2009	2010	2011	2012
2013	2014	2015	2016	2017	2018	2019	2020	2021	2022

Nr.	Name	Label	Survey period	Survey frequency
3.54)	sq_199101_1	5 year assessment: high growth of world trade by fairly open markets	1991	Jan

Wording of the question

01/1991	<p>How do you assess the evolution of world trade and the trade position of your economy within the next 5 years?</p> <table border="1"> <tr> <td>High growth of world trade by fairly open markets</td> <td>agree fully [1]</td> <td>[2]</td> <td>neutral/ don't know [3]</td> <td>[4]</td> <td>disagree fully [5]</td> </tr> </table>	High growth of world trade by fairly open markets	agree fully [1]	[2]	neutral/ don't know [3]	[4]	disagree fully [5]	Variable description	
High growth of world trade by fairly open markets	agree fully [1]	[2]	neutral/ don't know [3]	[4]	disagree fully [5]				
Time span of the variable									
1983	1984	1985	1986	1987	1988	1989	1990	1991	1992
1993	1994	1995	1996	1997	1998	1999	2000	2001	2002
2003	2004	2005	2006	2007	2008	2009	2010	2011	2012
2013	2014	2015	2016	2017	2018	2019	2020	2021	2022

Nr.	Name	Label	Survey period	Survey frequency
3.55)	sq_199101_2	5 year assessment: increasing protectionism of USA	1991	Jan

Wording of the question

01/1991	<p>How do you assess the evolution of world trade and the trade position of your economy within the next 5 years?</p> <table border="1"> <tr> <td>Increasing protectionism of - the USA</td> <td>agree fully [1]</td> <td>[2]</td> <td>neutral/ don't know [3]</td> <td>[4]</td> <td>disagree fully [5]</td> </tr> </table>	Increasing protectionism of - the USA	agree fully [1]	[2]	neutral/ don't know [3]	[4]	disagree fully [5]	Variable description	
Increasing protectionism of - the USA	agree fully [1]	[2]	neutral/ don't know [3]	[4]	disagree fully [5]				
Time span of the variable									
1983	1984	1985	1986	1987	1988	1989	1990	1991	1992

1993	1994	1995	1996	1997	1998	1999	2000	2001	2002
2003	2004	2005	2006	2007	2008	2009	2010	2011	2012
2013	2014	2015	2016	2017	2018	2019	2020	2021	2022

Nr.	Name	Label	Survey period	Survey frequency
-----	------	-------	---------------	------------------

3.56)	sq_199101_3	5 year assessment: increasing protectionism of European community	1991	Jan
-------	-------------	---	------	-----

Wording of the question

01/1991	Variable description											
<p>How do you assess the evolution of world trade and the trade position of your economy within the next 5 years?</p> <table border="1"> <tr> <td rowspan="2">Increasing protectionism of - the European community</td> <td>agree fully [1]</td> <td>[2]</td> <td>neutral/ don't know [3]</td> <td>[4]</td> <td>disagree fully [5]</td> </tr> <tr> <td></td> <td></td> <td></td> <td></td> <td></td> </tr> </table>	Increasing protectionism of - the European community	agree fully [1]	[2]	neutral/ don't know [3]	[4]	disagree fully [5]						
Increasing protectionism of - the European community		agree fully [1]	[2]	neutral/ don't know [3]	[4]	disagree fully [5]						

Time span of the variable

1983	1984	1985	1986	1987	1988	1989	1990	1991	1992
1993	1994	1995	1996	1997	1998	1999	2000	2001	2002
2003	2004	2005	2006	2007	2008	2009	2010	2011	2012
2013	2014	2015	2016	2017	2018	2019	2020	2021	2022

Nr.	Name	Label	Survey period	Survey frequency
-----	------	-------	---------------	------------------

3.57)	sq_199101_4	5 year assessment: increasing protectionism of Japan	1991	Jan
-------	-------------	--	------	-----

Wording of the question

01/1991	Variable description											
<p>How do you assess the evolution of world trade and the trade position of your economy within the next 5 years?</p> <table border="1"> <tr> <td rowspan="2">Increasing protectionism of - Japan</td> <td>agree fully [1]</td> <td>[2]</td> <td>neutral/ don't know [3]</td> <td>[4]</td> <td>disagree fully [5]</td> </tr> <tr> <td></td> <td></td> <td></td> <td></td> <td></td> </tr> </table>	Increasing protectionism of - Japan	agree fully [1]	[2]	neutral/ don't know [3]	[4]	disagree fully [5]						
Increasing protectionism of - Japan		agree fully [1]	[2]	neutral/ don't know [3]	[4]	disagree fully [5]						

Time span of the variable

1983	1984	1985	1986	1987	1988	1989	1990	1991	1992
1993	1994	1995	1996	1997	1998	1999	2000	2001	2002
2003	2004	2005	2006	2007	2008	2009	2010	2011	2012
2013	2014	2015	2016	2017	2018	2019	2020	2021	2022

--	--	--	--	--	--	--	--	--	--

Nr.	Name	Label	Survey period	Survey frequency
-----	------	-------	---------------	------------------

3.58)	sq_199101_5	5 year assessment: increasing protectionism of this region	1991	Jan
-------	-------------	--	------	-----

Wording of the question

<p>01/1991</p> <p>How do you assess the evolution of world trade and the trade position of your economy within the next 5 years?</p> <table border="1" style="margin-left: 40px;"> <tr> <td style="width: 30%;">Increasing protectionism of - this region</td> <td style="width: 10%;">agree fully [1]</td> <td style="width: 10%;">[2]</td> <td style="width: 10%;">neutral/ don't know [3]</td> <td style="width: 10%;">[4]</td> <td style="width: 10%;">disagree fully [5]</td> </tr> <tr> <td></td> <td></td> <td></td> <td></td> <td></td> <td></td> </tr> </table>	Increasing protectionism of - this region	agree fully [1]	[2]	neutral/ don't know [3]	[4]	disagree fully [5]							<p>Variable description</p>
Increasing protectionism of - this region	agree fully [1]	[2]	neutral/ don't know [3]	[4]	disagree fully [5]								

Time span of the variable

1983	1984	1985	1986	1987	1988	1989	1990	1991	1992
								█	
1993	1994	1995	1996	1997	1998	1999	2000	2001	2002
2003	2004	2005	2006	2007	2008	2009	2010	2011	2012
2013	2014	2015	2016	2017	2018	2019	2020	2021	2022

Nr.	Name	Label	Survey period	Survey frequency
-----	------	-------	---------------	------------------

3.59)	sq_199101_6	5 year assessment: negative impact due to protectionism	1991	Jan
-------	-------------	---	------	-----

Wording of the question

<p>01/1991</p> <p>How do you assess the evolution of world trade and the trade position of your economy within the next 5 years?</p> <table border="1" style="margin-left: 40px;"> <tr> <td style="width: 30%;">The trade performance of this economy will be negatively affected by protective measures of your trading partners like bilateral trade agreements, manage trade or reciprocity rules</td> <td style="width: 10%;">agree fully [1]</td> <td style="width: 10%;">[2]</td> <td style="width: 10%;">neutral/ don't know [3]</td> <td style="width: 10%;">[4]</td> <td style="width: 10%;">disagree fully [5]</td> </tr> <tr> <td></td> <td></td> <td></td> <td></td> <td></td> <td></td> </tr> </table>	The trade performance of this economy will be negatively affected by protective measures of your trading partners like bilateral trade agreements, manage trade or reciprocity rules	agree fully [1]	[2]	neutral/ don't know [3]	[4]	disagree fully [5]							<p>Variable description</p>
The trade performance of this economy will be negatively affected by protective measures of your trading partners like bilateral trade agreements, manage trade or reciprocity rules	agree fully [1]	[2]	neutral/ don't know [3]	[4]	disagree fully [5]								

Time span of the variable

1983	1984	1985	1986	1987	1988	1989	1990	1991	1992
								█	
1993	1994	1995	1996	1997	1998	1999	2000	2001	2002
2003	2004	2005	2006	2007	2008	2009	2010	2011	2012
2013	2014	2015	2016	2017	2018	2019	2020	2021	2022

Nr.	Name	Label	Survey period	Survey frequency
-----	------	-------	---------------	------------------

3.60)	sq_199101_7	5 year assessment: more intensive integration of trade and investment	1991	Jan
-------	-------------	---	------	-----

Wording of the question

01/1991										Variable description											
<p>How do you assess the evolution of world trade and the trade position of your economy within the next 5 years?</p> <table border="1"> <tr> <td>More intensive integration of trade and investment within the region the economy belongs to (e.g. within the EC. The Asian Pacific region, North America, etc.)</td> <td>agree fully [1]</td> <td>[2]</td> <td>neutral/ don't know [3]</td> <td>[4]</td> <td>disagree fully [5]</td> <td></td> <td></td> <td></td> <td></td> <td></td> </tr> </table>											More intensive integration of trade and investment within the region the economy belongs to (e.g. within the EC. The Asian Pacific region, North America, etc.)	agree fully [1]	[2]	neutral/ don't know [3]	[4]	disagree fully [5]					
More intensive integration of trade and investment within the region the economy belongs to (e.g. within the EC. The Asian Pacific region, North America, etc.)	agree fully [1]	[2]	neutral/ don't know [3]	[4]	disagree fully [5]																
Time span of the variable																					
1983	1984	1985	1986	1987	1988	1989	1990	1991	1992												
1993	1994	1995	1996	1997	1998	1999	2000	2001	2002												
2003	2004	2005	2006	2007	2008	2009	2010	2011	2012												
2013	2014	2015	2016	2017	2018	2019	2020	2021	2022												

Nr.	Name	Label	Survey period	Survey frequency
3.61)	sq_199101_8	5 year assessment: better integration of this region into world trade	1991	Jan

Wording of the question

01/1991										Variable description											
<p>How do you assess the evolution of world trade and the trade position of your economy within the next 5 years?</p> <table border="1"> <tr> <td>Better integration of the region this economy belongs to into world trade</td> <td>agree fully [1]</td> <td>[2]</td> <td>neutral/ don't know [3]</td> <td>[4]</td> <td>disagree fully [5]</td> <td></td> <td></td> <td></td> <td></td> <td></td> </tr> </table>											Better integration of the region this economy belongs to into world trade	agree fully [1]	[2]	neutral/ don't know [3]	[4]	disagree fully [5]					
Better integration of the region this economy belongs to into world trade	agree fully [1]	[2]	neutral/ don't know [3]	[4]	disagree fully [5]																
Time span of the variable																					
1983	1984	1985	1986	1987	1988	1989	1990	1991	1992												
1993	1994	1995	1996	1997	1998	1999	2000	2001	2002												
2003	2004	2005	2006	2007	2008	2009	2010	2011	2012												
2013	2014	2015	2016	2017	2018	2019	2020	2021	2022												

Nr.	Name	Label	Survey period	Survey frequency
3.62)	sq_199101_9	5 year assessment: emergence of tri-polar world	1991	Jan

Wording of the question

01/1991										Variable description											
<p>How do you assess the evolution of world trade and the trade position of your economy within the next 5 years?</p> <table border="1"> <tr> <td>An emergence of a tri-polar world with Europe, North America and Asia/Japan characterized by increasing trade within each bloc but growing protectionism between the blocs</td> <td>agree fully [1]</td> <td>[2]</td> <td>neutral/ don't know [3]</td> <td>[4]</td> <td>disagree fully [5]</td> <td></td> <td></td> <td></td> <td></td> <td></td> </tr> </table>											An emergence of a tri-polar world with Europe, North America and Asia/Japan characterized by increasing trade within each bloc but growing protectionism between the blocs	agree fully [1]	[2]	neutral/ don't know [3]	[4]	disagree fully [5]					
An emergence of a tri-polar world with Europe, North America and Asia/Japan characterized by increasing trade within each bloc but growing protectionism between the blocs	agree fully [1]	[2]	neutral/ don't know [3]	[4]	disagree fully [5]																

Time span of the variable									
1983	1984	1985	1986	1987	1988	1989	1990	1991	1992
1993	1994	1995	1996	1997	1998	1999	2000	2001	2002
2003	2004	2005	2006	2007	2008	2009	2010	2011	2012
2013	2014	2015	2016	2017	2018	2019	2020	2021	2022

Nr.	Name	Label	Survey period	Survey frequency
3.63)	sq_199204_1	European currency facilitates capital movements	1992	Apr

Wording of the question

04/1992					Variable description				
How do you assess possible effects of the introduction of a common European Currency?									
a) It will facilitate capital movements		Agree strongly [1]	Agree partially [2]	do not agree [3]	don't know [4]				
Time span of the variable									
1983	1984	1985	1986	1987	1988	1989	1990	1991	1992
1993	1994	1995	1996	1997	1998	1999	2000	2001	2002
2003	2004	2005	2006	2007	2008	2009	2010	2011	2012
2013	2014	2015	2016	2017	2018	2019	2020	2021	2022

Nr.	Name	Label	Survey period	Survey frequency
3.64)	sq_199204_2	European currency reduces relative importance of US\$	1992	Apr

Wording of the question

04/1992					Variable description				
How do you assess possible effects of the introduction of a common European Currency?									
b) It will reduce the relative importance of the US-Dollar		Agree strongly [1]	Agree partially [2]	do not agree [3]	don't know [4]				
Time span of the variable									
1983	1984	1985	1986	1987	1988	1989	1990	1991	1992
1993	1994	1995	1996	1997	1998	1999	2000	2001	2002
2003	2004	2005	2006	2007	2008	2009	2010	2011	2012

2013	2014	2015	2016	2017	2018	2019	2020	2021	2022

Nr.	Name	Label	Survey period	Survey frequency
-----	------	-------	---------------	------------------

3.65)	sq_199204_3	European currency facilitates international trade	1992	Apr
-------	-------------	---	------	-----

Wording of the question

04/1992	<p>How do you assess possible effects of the introduction of a common European Currency?</p> <table border="1"> <tr> <td rowspan="2">c) It will facilitate international trade</td> <td>Agree strongly [1]</td> <td>Agree partially [2]</td> <td>do not agree [3]</td> <td>don't know [4]</td> </tr> <tr> <td></td> <td></td> <td></td> <td></td> </tr> </table>				c) It will facilitate international trade	Agree strongly [1]	Agree partially [2]	do not agree [3]	don't know [4]					Variable description
c) It will facilitate international trade	Agree strongly [1]	Agree partially [2]	do not agree [3]	don't know [4]										

Time span of the variable

1983	1984	1985	1986	1987	1988	1989	1990	1991	1992
1993	1994	1995	1996	1997	1998	1999	2000	2001	2002
2003	2004	2005	2006	2007	2008	2009	2010	2011	2012
2013	2014	2015	2016	2017	2018	2019	2020	2021	2022

Nr.	Name	Label	Survey period	Survey frequency
-----	------	-------	---------------	------------------

3.66)	sq_199204_4	European currency facilitates tourism and personal movement	1992	Apr
-------	-------------	---	------	-----

Wording of the question

04/1992	<p>How do you assess possible effects of the introduction of a common European Currency?</p> <table border="1"> <tr> <td rowspan="2">d) It will facilitate tourism and personal movements</td> <td>Agree strongly [1]</td> <td>Agree partially [2]</td> <td>do not agree [3]</td> <td>don't know [4]</td> </tr> <tr> <td></td> <td></td> <td></td> <td></td> </tr> </table>				d) It will facilitate tourism and personal movements	Agree strongly [1]	Agree partially [2]	do not agree [3]	don't know [4]					Variable description
d) It will facilitate tourism and personal movements	Agree strongly [1]	Agree partially [2]	do not agree [3]	don't know [4]										

Time span of the variable

1983	1984	1985	1986	1987	1988	1989	1990	1991	1992
1993	1994	1995	1996	1997	1998	1999	2000	2001	2002
2003	2004	2005	2006	2007	2008	2009	2010	2011	2012
2013	2014	2015	2016	2017	2018	2019	2020	2021	2022

Nr.	Name	Label	Survey period	Survey frequency
-----	------	-------	---------------	------------------

3.67)	sq_199204_5	European currency has other effects	1992	Apr
-------	-------------	-------------------------------------	------	-----

Wording of the question

04/1992					Variable description				
How do you assess possible effects of the introduction of a common European Currency?									
a) Other important effects, please specify:			Agree strongly [1]	Agree partially [2]	do not agree [3]	don't know [4]			
Time span of the variable									
1983	1984	1985	1986	1987	1988	1989	1990	1991	1992
1993	1994	1995	1996	1997	1998	1999	2000	2001	2002
2003	2004	2005	2006	2007	2008	2009	2010	2011	2012
2013	2014	2015	2016	2017	2018	2019	2020	2021	2022

Nr.	Name	Label	Survey period	Survey frequency
3.68)	sq_199204_6	EMU will stimulate trade	1992	Apr

Wording of the question

04/1992					Variable description				
Which effects will EMU have on world trade?									
a) It will stimulate trade			Agree [1]	do not agree [2]					
Time span of the variable									
1983	1984	1985	1986	1987	1988	1989	1990	1991	1992
1993	1994	1995	1996	1997	1998	1999	2000	2001	2002
2003	2004	2005	2006	2007	2008	2009	2010	2011	2012
2013	2014	2015	2016	2017	2018	2019	2020	2021	2022

Nr.	Name	Label	Survey period	Survey frequency
3.69)	sq_199204_7	EMU will lead to more protectionism	1992	Apr

Wording of the question

04/1992					Variable description				
Which effects will EMU have on world trade?									
b) It will lead to more protectionism between regional trading blocs			Agree [1]	do not agree [2]					

Time span of the variable

1983	1984	1985	1986	1987	1988	1989	1990	1991	1992
1993	1994	1995	1996	1997	1998	1999	2000	2001	2002
2003	2004	2005	2006	2007	2008	2009	2010	2011	2012
2013	2014	2015	2016	2017	2018	2019	2020	2021	2022

Nr.	Name	Label	Survey period	Survey frequency
3.70)	sq_199204_8	EMU will stimulate world trade	1992	Apr

Wording of the question

<p>04/1992</p> <p>Which effects will EMU have on world trade?</p> <table border="1" style="margin-left: 40px;"> <tr> <td style="width: 60%;">c) It will, on balance, stimulate world trade</td> <td style="width: 20%;">Agree [1]</td> <td style="width: 20%;">do not agree [2]</td> </tr> </table>	c) It will, on balance, stimulate world trade	Agree [1]	do not agree [2]	<p>Variable description</p>
c) It will, on balance, stimulate world trade	Agree [1]	do not agree [2]		

Time span of the variable

1983	1984	1985	1986	1987	1988	1989	1990	1991	1992
1993	1994	1995	1996	1997	1998	1999	2000	2001	2002
2003	2004	2005	2006	2007	2008	2009	2010	2011	2012
2013	2014	2015	2016	2017	2018	2019	2020	2021	2022

Nr.	Name	Label	Survey period	Survey frequency
3.71)	sq_199204_9	EMU will not impact foreign trade volumes	1992	Apr

Wording of the question

<p>04/1992</p> <p>Which effects will EMU have on world trade?</p> <table border="1" style="margin-left: 40px;"> <tr> <td style="width: 60%;">d) It will not have any significant impact on foreign trade volumes</td> <td style="width: 20%;">Agree [1]</td> <td style="width: 20%;">do not agree [2]</td> </tr> </table>	d) It will not have any significant impact on foreign trade volumes	Agree [1]	do not agree [2]	<p>Variable description</p>
d) It will not have any significant impact on foreign trade volumes	Agree [1]	do not agree [2]		

Time span of the variable

1983	1984	1985	1986	1987	1988	1989	1990	1991	1992
1993	1994	1995	1996	1997	1998	1999	2000	2001	2002
2003	2004	2005	2006	2007	2008	2009	2010	2011	2012
2013	2014	2015	2016	2017	2018	2019	2020	2021	2022

--	--	--	--	--	--	--

Nr.	Name	Label	Survey period	Survey frequency
3.72)	sq_199204_10	impact Maastricht convention 10 years	1992	Apr

Wording of the question

04/1992	Variable description															
<p>Please try to assess the overall impact the Maastricht convention will have on the economy of your country over the next 10 years:</p> <table border="1"> <tr> <td>very positive</td> <td>positive</td> <td>neutral/ don't know</td> <td>negative</td> <td>very negative</td> </tr> <tr> <td>[1]</td> <td>[2]</td> <td>[3]</td> <td>[4]</td> <td>[5]</td> </tr> <tr> <td></td> <td></td> <td></td> <td></td> <td></td> </tr> </table>	very positive	positive	neutral/ don't know	negative	very negative	[1]	[2]	[3]	[4]	[5]						
very positive	positive	neutral/ don't know	negative	very negative												
[1]	[2]	[3]	[4]	[5]												

Time span of the variable

1983	1984	1985	1986	1987	1988	1989	1990	1991	1992
1993	1994	1995	1996	1997	1998	1999	2000	2001	2002
2003	2004	2005	2006	2007	2008	2009	2010	2011	2012
2013	2014	2015	2016	2017	2018	2019	2020	2021	2022

Nr.	Name	Label	Survey period	Survey frequency
3.73)	sq_199204_11	obstacles to EMU: inflation rates	1992	Apr

Wording of the question

04/1992	Variable description											
<p>Please try to assess the importance of the following <u>obstacles your country</u> will face on its way to join EMU:</p> <table border="1"> <tr> <td rowspan="2">a) too high inflation rates</td> <td>very important</td> <td>also important</td> <td>not relevant</td> </tr> <tr> <td>[1]</td> <td>[2]</td> <td>[3]</td> </tr> <tr> <td></td> <td></td> <td></td> <td></td> </tr> </table>	a) too high inflation rates	very important	also important	not relevant	[1]	[2]	[3]					
a) too high inflation rates		very important	also important	not relevant								
	[1]	[2]	[3]									

Time span of the variable

1983	1984	1985	1986	1987	1988	1989	1990	1991	1992
1993	1994	1995	1996	1997	1998	1999	2000	2001	2002
2003	2004	2005	2006	2007	2008	2009	2010	2011	2012
2013	2014	2015	2016	2017	2018	2019	2020	2021	2022

Nr.	Name	Label	Survey period	Survey frequency
3.74)	sq_199204_12	obstacles to EMU: budget deficit	1992	Apr

Wording of the question

04/1992				Variable description		
Please try to assess the importance of the following <u>obstacles your country</u> will face on its way to join EMU:						
b) too high budget deficit	very important	also important	not relevant			
	[1]	[2]	[3]			

Time span of the variable

1983	1984	1985	1986	1987	1988	1989	1990	1991	1992
1993	1994	1995	1996	1997	1998	1999	2000	2001	2002
2003	2004	2005	2006	2007	2008	2009	2010	2011	2012
2013	2014	2015	2016	2017	2018	2019	2020	2021	2022

Nr.	Name	Label	Survey period	Survey frequency
3.75)	sq_199204_13	obstacles to EMU: high unemployment	1992	Apr

Wording of the question

04/1992				Variable description		
Please try to assess the importance of the following <u>obstacles your country</u> will face on its way to join EMU:						
c) too high unemployment	very important	also important	not relevant			
	[1]	[2]	[3]			

Time span of the variable

1983	1984	1985	1986	1987	1988	1989	1990	1991	1992
1993	1994	1995	1996	1997	1998	1999	2000	2001	2002
2003	2004	2005	2006	2007	2008	2009	2010	2011	2012
2013	2014	2015	2016	2017	2018	2019	2020	2021	2022

Nr.	Name	Label	Survey period	Survey frequency
3.76)	sq_199204_14	obstacles to EMU: income level	1992	Apr

Wording of the question

04/1992				Variable description		
Please try to assess the importance of the following <u>obstacles your country</u> will face on its way to join EMU:						
d) too low income level	very important	also important	not relevant			
	[1]	[2]	[3]			

e) too low income level				[1]	[2]	[3]			
Time span of the variable									
1983	1984	1985	1986	1987	1988	1989	1990	1991	1992
1993	1994	1995	1996	1997	1998	1999	2000	2001	2002
2003	2004	2005	2006	2007	2008	2009	2010	2011	2012
2013	2014	2015	2016	2017	2018	2019	2020	2021	2022

Nr.	Name	Label	Survey period	Survey frequency
3.76.b)	sq_199204_14b	obstacles to EMU: inflation rates	1992	Apr

Wording of the question

04/1992	Variable description											
<p>Please try to assess the importance of the following <u>obstacles your country</u> will face on its way to join EMU:</p> <table border="1"> <tr> <td rowspan="2">e) too high inflation rates</td> <td>very important</td> <td>also important</td> <td>not relevant</td> </tr> <tr> <td>[1]</td> <td>[2]</td> <td>[3]</td> </tr> <tr> <td></td> <td></td> <td></td> <td></td> </tr> </table>	e) too high inflation rates	very important	also important	not relevant	[1]	[2]	[3]					!!! Question was asked in April 1992 as well, but could not be identified among the data.
e) too high inflation rates		very important	also important	not relevant								
	[1]	[2]	[3]									
Time span of the variable												
1983	1984	1985	1986	1987	1988	1989	1990	1991	1992			
1993	1994	1995	1996	1997	1998	1999	2000	2001	2002			
2003	2004	2005	2006	2007	2008	2009	2010	2011	2012			
2013	2014	2015	2016	2017	2018	2019	2020	2021	2022			

Nr.	Name	Label	Survey period	Survey frequency
3.77)	sq_199204_15	EMU impact: inflation	1992	Apr

Wording of the question

04/1992	Variable description											
<p>Please try to assess which medium-term <u>impacts</u> the transition to EMU will have on:</p> <table border="1"> <tr> <td rowspan="2">a) inflation in your country</td> <td>increase</td> <td>no change</td> <td>decrease</td> </tr> <tr> <td>[1]</td> <td>[2]</td> <td>[3]</td> </tr> <tr> <td></td> <td></td> <td></td> <td></td> </tr> </table>	a) inflation in your country	increase	no change	decrease	[1]	[2]	[3]					!!! Question was asked in April 1992 as well, but could not be identified among the data.
a) inflation in your country		increase	no change	decrease								
	[1]	[2]	[3]									
Time span of the variable												
1983	1984	1985	1986	1987	1988	1989	1990	1991	1992			

1993	1994	1995	1996	1997	1998	1999	2000	2001	2002
2003	2004	2005	2006	2007	2008	2009	2010	2011	2012
2013	2014	2015	2016	2017	2018	2019	2020	2021	2022

Nr.	Name	Label	Survey period	Survey frequency
3.78)	sq_199204_16	EMU impact: trade with EC members	1992	Apr

Wording of the question

04/1992	Variable description							
<p>Please try to assess which medium-term <u>impacts</u> the transition to EMU will have on:</p> <table border="1"> <tr> <td rowspan="2">b) Trade of your country with other EC-members</td> <td>increase</td> <td>no change</td> <td>decrease</td> </tr> <tr> <td>[1]</td> <td>[2]</td> <td>[3]</td> </tr> </table>	b) Trade of your country with other EC-members	increase	no change	decrease	[1]	[2]	[3]	<p>!!! Question was asked in April 1992 as well, but could not be identified among the data.</p>
b) Trade of your country with other EC-members		increase	no change	decrease				
	[1]	[2]	[3]					

Time span of the variable

1983	1984	1985	1986	1987	1988	1989	1990	1991	1992
1993	1994	1995	1996	1997	1998	1999	2000	2001	2002
2003	2004	2005	2006	2007	2008	2009	2010	2011	2012
2013	2014	2015	2016	2017	2018	2019	2020	2021	2022

Nr.	Name	Label	Survey period	Survey frequency
3.79)	sq_199204_17	EMU impact: trade with non-EC countries	1992	Apr

Wording of the question

04/1992	Variable description							
<p>Please try to assess which medium-term <u>impacts</u> the transition to EMU will have on:</p> <table border="1"> <tr> <td rowspan="2">c) Trade of your country with non-EC countries</td> <td>increase</td> <td>no change</td> <td>decrease</td> </tr> <tr> <td>[1]</td> <td>[2]</td> <td>[3]</td> </tr> </table>	c) Trade of your country with non-EC countries	increase	no change	decrease	[1]	[2]	[3]	<p>!!! Question was asked in April 1992 as well, but could not be identified among the data.</p>
c) Trade of your country with non-EC countries		increase	no change	decrease				
	[1]	[2]	[3]					

Time span of the variable

1983	1984	1985	1986	1987	1988	1989	1990	1991	1992
1993	1994	1995	1996	1997	1998	1999	2000	2001	2002
2003	2004	2005	2006	2007	2008	2009	2010	2011	2012
2013	2014	2015	2016	2017	2018	2019	2020	2021	2022

Nr.	Name	Label	Survey period	Survey frequency
3.80)	sq_199204_18	EMU impact: foreign investment	1992	Apr

Wording of the question

04/1992		Variable description																																																																															
<p>Please try to assess which medium-term <u>impacts</u> the transition to EMU will have on:</p> <table border="1"> <tr> <td rowspan="2">d) Foreign investment in your country</td> <td>increase</td> <td>no change</td> <td>decrease</td> </tr> <tr> <td>[1]</td> <td>[2]</td> <td>[3]</td> </tr> <tr> <td></td> <td></td> <td></td> <td></td> </tr> </table>		d) Foreign investment in your country	increase	no change	decrease	[1]	[2]	[3]					<p>!!! Question was asked in April 1992 as well, but could not be identified among the data.</p>																																																																				
d) Foreign investment in your country	increase		no change	decrease																																																																													
	[1]	[2]	[3]																																																																														
<p>Time span of the variable</p> <table border="1"> <tr> <td>1983</td><td>1984</td><td>1985</td><td>1986</td><td>1987</td><td>1988</td><td>1989</td><td>1990</td><td>1991</td><td>1992</td> </tr> <tr> <td></td><td></td><td></td><td></td><td></td><td></td><td></td><td></td><td></td><td></td> </tr> <tr> <td>1993</td><td>1994</td><td>1995</td><td>1996</td><td>1997</td><td>1998</td><td>1999</td><td>2000</td><td>2001</td><td>2002</td> </tr> <tr> <td></td><td></td><td></td><td></td><td></td><td></td><td></td><td></td><td></td><td></td> </tr> <tr> <td>2003</td><td>2004</td><td>2005</td><td>2006</td><td>2007</td><td>2008</td><td>2009</td><td>2010</td><td>2011</td><td>2012</td> </tr> <tr> <td></td><td></td><td></td><td></td><td></td><td></td><td></td><td></td><td></td><td></td> </tr> <tr> <td>2013</td><td>2014</td><td>2015</td><td>2016</td><td>2017</td><td>2018</td><td>2019</td><td>2020</td><td>2021</td><td>2022</td> </tr> <tr> <td></td><td></td><td></td><td></td><td></td><td></td><td></td><td></td><td></td><td></td> </tr> </table>		1983	1984	1985	1986	1987	1988	1989	1990	1991	1992											1993	1994	1995	1996	1997	1998	1999	2000	2001	2002											2003	2004	2005	2006	2007	2008	2009	2010	2011	2012											2013	2014	2015	2016	2017	2018	2019	2020	2021	2022										
1983	1984	1985	1986	1987	1988	1989	1990	1991	1992																																																																								
1993	1994	1995	1996	1997	1998	1999	2000	2001	2002																																																																								
2003	2004	2005	2006	2007	2008	2009	2010	2011	2012																																																																								
2013	2014	2015	2016	2017	2018	2019	2020	2021	2022																																																																								

Nr.	Name	Label	Survey period	Survey frequency
3.81)	sq_199204_19	EMU impact: economic growth	1992	Apr

Wording of the question

04/1992		Variable description																																																																															
<p>Please try to assess which medium-term <u>impacts</u> the transition to EMU will have on:</p> <table border="1"> <tr> <td rowspan="2">e) Economic growth of your country</td> <td>increase</td> <td>no change</td> <td>decrease</td> </tr> <tr> <td>[1]</td> <td>[2]</td> <td>[3]</td> </tr> <tr> <td></td> <td></td> <td></td> <td></td> </tr> </table>		e) Economic growth of your country	increase	no change	decrease	[1]	[2]	[3]					<p>!!! Question was asked in April 1992 as well, but could not be identified among the data.</p>																																																																				
e) Economic growth of your country	increase		no change	decrease																																																																													
	[1]	[2]	[3]																																																																														
<p>Time span of the variable</p> <table border="1"> <tr> <td>1983</td><td>1984</td><td>1985</td><td>1986</td><td>1987</td><td>1988</td><td>1989</td><td>1990</td><td>1991</td><td>1992</td> </tr> <tr> <td></td><td></td><td></td><td></td><td></td><td></td><td></td><td></td><td></td><td></td> </tr> <tr> <td>1993</td><td>1994</td><td>1995</td><td>1996</td><td>1997</td><td>1998</td><td>1999</td><td>2000</td><td>2001</td><td>2002</td> </tr> <tr> <td></td><td></td><td></td><td></td><td></td><td></td><td></td><td></td><td></td><td></td> </tr> <tr> <td>2003</td><td>2004</td><td>2005</td><td>2006</td><td>2007</td><td>2008</td><td>2009</td><td>2010</td><td>2011</td><td>2012</td> </tr> <tr> <td></td><td></td><td></td><td></td><td></td><td></td><td></td><td></td><td></td><td></td> </tr> <tr> <td>2013</td><td>2014</td><td>2015</td><td>2016</td><td>2017</td><td>2018</td><td>2019</td><td>2020</td><td>2021</td><td>2022</td> </tr> <tr> <td></td><td></td><td></td><td></td><td></td><td></td><td></td><td></td><td></td><td></td> </tr> </table>		1983	1984	1985	1986	1987	1988	1989	1990	1991	1992											1993	1994	1995	1996	1997	1998	1999	2000	2001	2002											2003	2004	2005	2006	2007	2008	2009	2010	2011	2012											2013	2014	2015	2016	2017	2018	2019	2020	2021	2022										
1983	1984	1985	1986	1987	1988	1989	1990	1991	1992																																																																								
1993	1994	1995	1996	1997	1998	1999	2000	2001	2002																																																																								
2003	2004	2005	2006	2007	2008	2009	2010	2011	2012																																																																								
2013	2014	2015	2016	2017	2018	2019	2020	2021	2022																																																																								

Nr.	Name	Label	Survey period	Survey frequency
3.82)	sq_199804_1	Asian crisis impact: domestic price competition	1998	Apr

Wording of the question

04/1998		Variable description
<p>How do you assess the importance of the following impacts that the economy of your country might be</p>		

confronted with due to the Asian crisis?				
Intensified price competition market	- in the home	very important	important	not so important
		[1]	[2]	[3]

Time span of the variable

1983	1984	1985	1986	1987	1988	1989	1990	1991	1992
1993	1994	1995	1996	1997	1998	1999	2000	2001	2002
2003	2004	2005	2006	2007	2008	2009	2010	2011	2012
2013	2014	2015	2016	2017	2018	2019	2020	2021	2022

Nr.	Name	Label	Survey period	Survey frequency
-----	------	-------	---------------	------------------

3.83)	sq_199804_2	Asian crisis impact: export market price competition	1998	Apr
-------	-------------	--	------	-----

Wording of the question

04/1998	Variable description													
<p>How do you assess the importance of the following impacts that the economy of your country might be confronted with due to the Asian crisis?</p> <table border="1"> <tr> <td rowspan="2">Intensified price competition markets</td> <td rowspan="2">- in export</td> <td>very important</td> <td>important</td> <td>not so important</td> </tr> <tr> <td>[1]</td> <td>[2]</td> <td>[3]</td> </tr> <tr> <td></td> <td></td> <td></td> <td></td> <td></td> </tr> </table>	Intensified price competition markets	- in export	very important	important	not so important	[1]	[2]	[3]						
Intensified price competition markets			- in export	very important	important	not so important								
	[1]	[2]		[3]										

Time span of the variable

1983	1984	1985	1986	1987	1988	1989	1990	1991	1992
1993	1994	1995	1996	1997	1998	1999	2000	2001	2002
2003	2004	2005	2006	2007	2008	2009	2010	2011	2012
2013	2014	2015	2016	2017	2018	2019	2020	2021	2022

Nr.	Name	Label	Survey period	Survey frequency
-----	------	-------	---------------	------------------

3.84)	sq_199804_3	Asian crisis impact: reduced domestic profit margins	1998	Apr
-------	-------------	--	------	-----

Wording of the question

04/1998	Variable description													
<p>How do you assess the importance of the following impacts that the economy of your country might be confronted with due to the Asian crisis?</p> <table border="1"> <tr> <td rowspan="2">Reduced profit margins market</td> <td rowspan="2">- in the home</td> <td>very important</td> <td>important</td> <td>not so important</td> </tr> <tr> <td>[1]</td> <td>[2]</td> <td>[3]</td> </tr> <tr> <td></td> <td></td> <td></td> <td></td> <td></td> </tr> </table>	Reduced profit margins market	- in the home	very important	important	not so important	[1]	[2]	[3]						
Reduced profit margins market			- in the home	very important	important	not so important								
	[1]	[2]		[3]										

Time span of the variable

1983	1984	1985	1986	1987	1988	1989	1990	1991	1992
1993	1994	1995	1996	1997	1998	1999	2000	2001	2002
2003	2004	2005	2006	2007	2008	2009	2010	2011	2012
2013	2014	2015	2016	2017	2018	2019	2020	2021	2022

Nr.	Name	Label	Survey period	Survey frequency
3.85)	sq_199804_4	Asian crisis impact: reduced profit margins in export markets	1998	Apr

Wording of the question

<p>04/1998</p> <p>How do you assess the importance of the following impacts that the economy of your country might be confronted with due to the Asian crisis?</p> <table border="1" style="margin-left: auto; margin-right: auto;"> <tr> <td style="text-align: center;"> <p>Reduced profit margins markets</p> </td> <td style="text-align: center;"> <p>- in export</p> </td> <td style="text-align: center;"> <p>very important [1]</p> </td> <td style="text-align: center;"> <p>important [2]</p> </td> <td style="text-align: center;"> <p>not so important [3]</p> </td> </tr> <tr> <td> </td> <td> </td> <td> </td> <td> </td> <td> </td> </tr> </table>	<p>Reduced profit margins markets</p>	<p>- in export</p>	<p>very important [1]</p>	<p>important [2]</p>	<p>not so important [3]</p>						Variable description
<p>Reduced profit margins markets</p>	<p>- in export</p>	<p>very important [1]</p>	<p>important [2]</p>	<p>not so important [3]</p>							

Time span of the variable

1983	1984	1985	1986	1987	1988	1989	1990	1991	1992
1993	1994	1995	1996	1997	1998	1999	2000	2001	2002
2003	2004	2005	2006	2007	2008	2009	2010	2011	2012
2013	2014	2015	2016	2017	2018	2019	2020	2021	2022

Nr.	Name	Label	Survey period	Survey frequency
3.86)	sq_199804_5	Asian crisis impact: dampened economic growth	1998	Apr

Wording of the question

<p>04/1998</p> <p>How do you assess the importance of the following impacts that the economy of your country might be confronted with due to the Asian crisis?</p> <table border="1" style="margin-left: auto; margin-right: auto;"> <tr> <td style="text-align: center;"> <p>Dampened economic growth</p> </td> <td style="text-align: center;"> <p>very important [1]</p> </td> <td style="text-align: center;"> <p>important [2]</p> </td> <td style="text-align: center;"> <p>not so important [3]</p> </td> </tr> <tr> <td> </td> <td> </td> <td> </td> <td> </td> </tr> </table>	<p>Dampened economic growth</p>	<p>very important [1]</p>	<p>important [2]</p>	<p>not so important [3]</p>					Variable description
<p>Dampened economic growth</p>	<p>very important [1]</p>	<p>important [2]</p>	<p>not so important [3]</p>						

Time span of the variable

1983	1984	1985	1986	1987	1988	1989	1990	1991	1992
1993	1994	1995	1996	1997	1998	1999	2000	2001	2002
2003	2004	2005	2006	2007	2008	2009	2010	2011	2012

2013	2014	2015	2016	2017	2018	2019	2020	2021	2022

Nr.	Name	Label	Survey period	Survey frequency
3.87)	sq_199804_6	expected gdp growth without asian crisis	1998	Apr

Wording of the question

04/1998	Variable description
<p>What growth in GDP would you have expected in 1998 without the Asian crisis?</p> <p>_____ %</p>	

Time span of the variable

1983	1984	1985	1986	1987	1988	1989	1990	1991	1992
1993	1994	1995	1996	1997	1998	1999	2000	2001	2002
2003	2004	2005	2006	2007	2008	2009	2010	2011	2012
2013	2014	2015	2016	2017	2018	2019	2020	2021	2022

Nr.	Name	Label	Survey period	Survey frequency
3.88)	sq_199807_1	chances euro is important reserve currency for central banks	1998	Jul

Wording of the question

07/1998	Variable description									
<p>How do you assess the chances that the euro will be</p> <table border="1"> <tr> <td rowspan="2">an important reserve currency for central banks</td> <td>very good</td><td>rather good</td><td>uncertain</td><td>poor</td></tr> <tr> <td>[1]</td><td>[2]</td><td>[3]</td><td>[4]</td></tr> </table>	an important reserve currency for central banks	very good	rather good	uncertain	poor	[1]	[2]	[3]	[4]	
an important reserve currency for central banks		very good	rather good	uncertain	poor					
	[1]	[2]	[3]	[4]						

Time span of the variable

1983	1984	1985	1986	1987	1988	1989	1990	1991	1992
1993	1994	1995	1996	1997	1998	1999	2000	2001	2002
2003	2004	2005	2006	2007	2008	2009	2010	2011	2012
2013	2014	2015	2016	2017	2018	2019	2020	2021	2022

Nr.	Name	Label	Survey period	Survey frequency
3.89)	sq_199807_2	chances euro is important transaction medium for private investors	1998	Jul

Wording of the question

	Variable description
--	----------------------

07/1998				
How do you assess the chances that the euro will be				
an important transaction medium for private investors	very good	rather good	uncertain	poor
	[1]	[2]	[3]	[4]

Time span of the variable

1983	1984	1985	1986	1987	1988	1989	1990	1991	1992
1993	1994	1995	1996	1997	1998	1999	2000	2001	2002
2003	2004	2005	2006	2007	2008	2009	2010	2011	2012
2013	2014	2015	2016	2017	2018	2019	2020	2021	2022

Nr.	Name	Label	Survey period	Survey frequency
3.90)	sq_199807_3	expected euro/US\$ exchange rate 12 months	1998	Jul

Wording of the question

07/1998				Variable description					
How do you think the euro/US\$ exchange rate will change?									
over the next 12 months after introduction	euro will become stronger	euro/US\$ rate will remain unchanged	euro will weaken vis-a-vis the US\$						
	[1]	[2]	[3]						
Time span of the variable									
1983	1984	1985	1986	1987	1988	1989	1990	1991	1992
1993	1994	1995	1996	1997	1998	1999	2000	2001	2002
2003	2004	2005	2006	2007	2008	2009	2010	2011	2012
2013	2014	2015	2016	2017	2018	2019	2020	2021	2022

Nr.	Name	Label	Survey period	Survey frequency
3.91)	sq_199807_4	expected euro/US\$ exchange rate 3 years	1998	Jul

Wording of the question

07/1998				Variable description					
How do you think the euro/US\$ exchange rate will change?									
in the following 3 years	euro will become stronger	euro/US\$ rate will remain unchanged	euro will weaken vis-a-vis the US\$						
	[1]	[2]	[3]						

Time span of the variable

1983	1984	1985	1986	1987	1988	1989	1990	1991	1992
1993	1994	1995	1996	1997	1998	1999	2000	2001	2002
2003	2004	2005	2006	2007	2008	2009	2010	2011	2012
2013	2014	2015	2016	2017	2018	2019	2020	2021	2022

Nr.	Name	Label	Survey period	Survey frequency
-----	------	-------	---------------	------------------

3.92)	sq_199807_5	country's foreign trade in euros by the end of 1999	1998	Jul
-------	-------------	---	------	-----

Wording of the question

07/1998	Variable description									
<p>What proportion of your country's foreign trade (exports and imports) will be invoiced in euros?</p> <table border="1"> <tr> <td rowspan="2">by the end of 1999</td> <td>less than 10%</td> <td>between 10 and 24%</td> <td>between 25 and 50%</td> <td>more than 50%</td> </tr> <tr> <td>[1]</td> <td>[2]</td> <td>[3]</td> <td>[4]</td> </tr> </table>	by the end of 1999	less than 10%	between 10 and 24%	between 25 and 50%	more than 50%	[1]	[2]	[3]	[4]	
by the end of 1999		less than 10%	between 10 and 24%	between 25 and 50%	more than 50%					
	[1]	[2]	[3]	[4]						

Time span of the variable

1983	1984	1985	1986	1987	1988	1989	1990	1991	1992
1993	1994	1995	1996	1997	1998	1999	2000	2001	2002
2003	2004	2005	2006	2007	2008	2009	2010	2011	2012
2013	2014	2015	2016	2017	2018	2019	2020	2021	2022

Nr.	Name	Label	Survey period	Survey frequency
-----	------	-------	---------------	------------------

3.93)	sq_199807_6	country's foreign trade in euros in 3-5 years	1998	Jul
-------	-------------	---	------	-----

Wording of the question

07/1998	Variable description									
<p>What proportion of your country's foreign trade (exports and imports) will be invoiced in euros?</p> <table border="1"> <tr> <td rowspan="2">in about 3 to 5 years</td> <td>less than 10%</td> <td>between 10 and 24%</td> <td>between 25 and 50%</td> <td>more than 50%</td> </tr> <tr> <td>[1]</td> <td>[2]</td> <td>[3]</td> <td>[4]</td> </tr> </table>	in about 3 to 5 years	less than 10%	between 10 and 24%	between 25 and 50%	more than 50%	[1]	[2]	[3]	[4]	
in about 3 to 5 years		less than 10%	between 10 and 24%	between 25 and 50%	more than 50%					
	[1]	[2]	[3]	[4]						

Time span of the variable

1983	1984	1985	1986	1987	1988	1989	1990	1991	1992
1993	1994	1995	1996	1997	1998	1999	2000	2001	2002
2003	2004	2005	2006	2007	2008	2009	2010	2011	2012

2013	2014	2015	2016	2017	2018	2019	2020	2021	2022

Nr.	Name	Label	Survey period	Survey frequency
3.94)	sq_200204_1	importance of uniform accountancy principles	2002	Apr

Wording of the question

04/2002	Variable description						
<p>In today's globalized economy, how important would worldwide acceptance of a uniform set of accountancy principles be in creating better and more easily comparable standards of financial reporting?</p> <table border="1" style="margin-left: auto; margin-right: auto;"> <tr> <td>very important</td> <td>important</td> <td>unimportant</td> </tr> <tr> <td>[1]</td> <td>[2]</td> <td>[3]</td> </tr> </table>	very important	important	unimportant	[1]	[2]	[3]	
very important	important	unimportant					
[1]	[2]	[3]					

Time span of the variable

1983	1984	1985	1986	1987	1988	1989	1990	1991	1992
1993	1994	1995	1996	1997	1998	1999	2000	2001	2002
2003	2004	2005	2006	2007	2008	2009	2010	2011	2012
2013	2014	2015	2016	2017	2018	2019	2020	2021	2022

Nr.	Name	Label	Survey period	Survey frequency
3.95)	sq_200204_2	accountancy standards and implementation need to be more rigorous	2002	Apr

Wording of the question

04/2002	Variable description
<p>Which of the following statements most closely corresponds to your views (please tick appropriate box):</p> <p>Both accountancy standards and their implementation need to be more rigorous <input type="checkbox"/></p>	

Time span of the variable

1983	1984	1985	1986	1987	1988	1989	1990	1991	1992
1993	1994	1995	1996	1997	1998	1999	2000	2001	2002
2003	2004	2005	2006	2007	2008	2009	2010	2011	2012
2013	2014	2015	2016	2017	2018	2019	2020	2021	2022

Nr.	Name	Label	Survey period	Survey frequency
3.96)	sq_200204_3	accountancy standard implementation needs improvement	2002	Apr

Wording of the question

04/2002	Variable description									
Which of the following statements most closely corresponds to your views (please tick appropriate box): The standards themselves are satisfactory, but implementation needs to be improved <input type="checkbox"/>										
Time span of the variable										
1983	1984	1985	1986	1987	1988	1989	1990	1991	1992	
1993	1994	1995	1996	1997	1998	1999	2000	2001	2002	
2003	2004	2005	2006	2007	2008	2009	2010	2011	2012	
2013	2014	2015	2016	2017	2018	2019	2020	2021	2022	

Nr.	Name	Label	Survey period	Survey frequency
3.97)	sq_200204_4	not necessary changing accountancy standards nor implementation	2002	Apr

Wording of the question

04/2002	Variable description									
Which of the following statements most closely corresponds to your views (please tick appropriate box): Neither the standards nor their implementation need to be changed <input type="checkbox"/>										
Time span of the variable										
1983	1984	1985	1986	1987	1988	1989	1990	1991	1992	
1993	1994	1995	1996	1997	1998	1999	2000	2001	2002	
2003	2004	2005	2006	2007	2008	2009	2010	2011	2012	
2013	2014	2015	2016	2017	2018	2019	2020	2021	2022	

Nr.	Name	Label	Survey period	Survey frequency
3.98)	sq_200204_5	improved financial reporting by stronger regulation	2002	Apr

Wording of the question

04/2002	Variable description									
Please choose which of the following would contribute most effectively to improved financial reporting : Stronger regulation <input type="checkbox"/>										
Time span of the variable										
1983	1984	1985	1986	1987	1988	1989	1990	1991	1992	
1993	1994	1995	1996	1997	1998	1999	2000	2001	2002	

2003	2004	2005	2006	2007	2008	2009	2010	2011	2012
2013	2014	2015	2016	2017	2018	2019	2020	2021	2022

Nr.	Name	Label	Survey period	Survey frequency
-----	------	-------	---------------	------------------

3.99)	sq_200204_6	improved financial reporting by stronger corporate governance	2002	Apr
-------	-------------	---	------	-----

Wording of the question

<p>04/2002</p> <p>Please choose which of the following would contribute most effectively to improved financial reporting:</p> <p>Stronger corporate governance, including disclosure <input type="text"/></p>	Variable description																																								
<p>Time span of the variable</p> <table border="1"> <tr><td>1983</td><td>1984</td><td>1985</td><td>1986</td><td>1987</td><td>1988</td><td>1989</td><td>1990</td><td>1991</td><td>1992</td></tr> <tr><td>1993</td><td>1994</td><td>1995</td><td>1996</td><td>1997</td><td>1998</td><td>1999</td><td>2000</td><td>2001</td><td>2002</td></tr> <tr><td>2003</td><td>2004</td><td>2005</td><td>2006</td><td>2007</td><td>2008</td><td>2009</td><td>2010</td><td>2011</td><td>2012</td></tr> <tr><td>2013</td><td>2014</td><td>2015</td><td>2016</td><td>2017</td><td>2018</td><td>2019</td><td>2020</td><td>2021</td><td>2022</td></tr> </table>		1983	1984	1985	1986	1987	1988	1989	1990	1991	1992	1993	1994	1995	1996	1997	1998	1999	2000	2001	2002	2003	2004	2005	2006	2007	2008	2009	2010	2011	2012	2013	2014	2015	2016	2017	2018	2019	2020	2021	2022
1983	1984	1985	1986	1987	1988	1989	1990	1991	1992																																
1993	1994	1995	1996	1997	1998	1999	2000	2001	2002																																
2003	2004	2005	2006	2007	2008	2009	2010	2011	2012																																
2013	2014	2015	2016	2017	2018	2019	2020	2021	2022																																

Nr.	Name	Label	Survey period	Survey frequency
-----	------	-------	---------------	------------------

3.100)	sq_200301_1	threat of global deflation	2003	Jan
--------	-------------	----------------------------	------	-----

Wording of the question

<p>01/2003</p> <p>How do you assess:</p> <p>- the threat of global deflation</p> <table border="1" style="margin-left: auto; margin-right: auto;"> <tr> <td>strong possibility</td> <td>possible</td> <td>an outside chance</td> <td>unlikely</td> </tr> <tr> <td>[1]</td> <td>[2]</td> <td>[3]</td> <td>[4]</td> </tr> </table>	strong possibility	possible	an outside chance	unlikely	[1]	[2]	[3]	[4]	Variable description																																
strong possibility	possible	an outside chance	unlikely																																						
[1]	[2]	[3]	[4]																																						
<p>Time span of the variable</p> <table border="1"> <tr><td>1983</td><td>1984</td><td>1985</td><td>1986</td><td>1987</td><td>1988</td><td>1989</td><td>1990</td><td>1991</td><td>1992</td></tr> <tr><td>1993</td><td>1994</td><td>1995</td><td>1996</td><td>1997</td><td>1998</td><td>1999</td><td>2000</td><td>2001</td><td>2002</td></tr> <tr><td>2003</td><td>2004</td><td>2005</td><td>2006</td><td>2007</td><td>2008</td><td>2009</td><td>2010</td><td>2011</td><td>2012</td></tr> <tr><td>2013</td><td>2014</td><td>2015</td><td>2016</td><td>2017</td><td>2018</td><td>2019</td><td>2020</td><td>2021</td><td>2022</td></tr> </table>		1983	1984	1985	1986	1987	1988	1989	1990	1991	1992	1993	1994	1995	1996	1997	1998	1999	2000	2001	2002	2003	2004	2005	2006	2007	2008	2009	2010	2011	2012	2013	2014	2015	2016	2017	2018	2019	2020	2021	2022
1983	1984	1985	1986	1987	1988	1989	1990	1991	1992																																
1993	1994	1995	1996	1997	1998	1999	2000	2001	2002																																
2003	2004	2005	2006	2007	2008	2009	2010	2011	2012																																
2013	2014	2015	2016	2017	2018	2019	2020	2021	2022																																

Nr.	Name	Label	Survey period	Survey frequency
-----	------	-------	---------------	------------------

3.101)	sq_200301_2	threat of local deflation	2003	Jan
--------	-------------	---------------------------	------	-----

Wording of the question

<p>01/2003</p> <p>How do you assess:</p> <p>- the threat of local deflation, in your country or region</p> <table border="1" style="margin-left: auto; margin-right: auto;"> <tr> <td>already a problem</td> <td>strong possibility</td> <td>an outside chance</td> <td>unlikely</td> </tr> <tr> <td>[1]</td> <td>[2]</td> <td>[3]</td> <td>[4]</td> </tr> <tr> <td></td> <td></td> <td></td> <td></td> </tr> </table>	already a problem	strong possibility	an outside chance	unlikely	[1]	[2]	[3]	[4]					Variable description
already a problem	strong possibility	an outside chance	unlikely										
[1]	[2]	[3]	[4]										

Time span of the variable

1983	1984	1985	1986	1987	1988	1989	1990	1991	1992
1993	1994	1995	1996	1997	1998	1999	2000	2001	2002
2003	2004	2005	2006	2007	2008	2009	2010	2011	2012
2013	2014	2015	2016	2017	2018	2019	2020	2021	2022

Nr.	Name	Label	Survey period	Survey frequency
3.102)	sq_200304_1	impact of anti terrorist measures on business	2003	Apr

Wording of the question

<p>04/2003</p> <p>Several governments are introducing new rules to forestall terrorist threats involving goods entering their territory. Among them is the new regulation requiring advance manifest information to be delivered to US authorities 24 hours before a cargo is loaded on a ship bound for the US - the so called 24-hour rule.</p> <p>How severe will the impact on business of this country be of measures now being implemented abd in the pipeline?</p> <table border="1" style="margin-left: auto; margin-right: auto;"> <tr> <td>No impact</td> <td>Slight</td> <td>Severe</td> <td>Very Severe</td> </tr> <tr> <td>[1]</td> <td>[2]</td> <td>[3]</td> <td>[4]</td> </tr> <tr> <td></td> <td></td> <td></td> <td></td> </tr> </table>	No impact	Slight	Severe	Very Severe	[1]	[2]	[3]	[4]					Variable description
No impact	Slight	Severe	Very Severe										
[1]	[2]	[3]	[4]										

Time span of the variable

1983	1984	1985	1986	1987	1988	1989	1990	1991	1992
1993	1994	1995	1996	1997	1998	1999	2000	2001	2002
2003	2004	2005	2006	2007	2008	2009	2010	2011	2012
2013	2014	2015	2016	2017	2018	2019	2020	2021	2022

Nr.	Name	Label	Survey period	Survey frequency
3.103)	sq_200304_2	satisfaction with cooperation with business for security	2003	Apr

Wording of the question

04/2003	Variable description
---------	----------------------

Several governments are introducing new rules to **forestall terrorist threats** involving goods entering their territory. Among them is the new regulation requiring advance manifest information to be delivered to US authorities 24 hours before a cargo is loaded on a ship bound for the US - the so called 24-hour rule.

Are you satisfied that **governments are cooperating sufficiently closely** with business to increase the security of transborder shipments of goods?

Fully Satisfied	Satisfied	Dissatisfied	Most dissatisfied
[1]	[2]	[3]	[4]

Time span of the variable

1983	1984	1985	1986	1987	1988	1989	1990	1991	1992
1993	1994	1995	1996	1997	1998	1999	2000	2001	2002
2003	2004	2005	2006	2007	2008	2009	2010	2011	2012
2013	2014	2015	2016	2017	2018	2019	2020	2021	2022

Nr.	Name	Label	Survey period	Survey frequency
3.104)	sq_200304_3	satisfaction with emphasis on international security measures coordination	2003	Apr

Wording of the question

04/2003	Variable description												
<p>Several governments are introducing new rules to forestall terrorist threats involving goods entering their territory. Among them is the new regulation requiring advance manifest information to be delivered to US authorities 24 hours before a cargo is loaded on a ship bound for the US - the so called 24-hour rule.</p> <p>How satisfied are you that government are placing sufficient emphasis on international coordination of security measures so that companies are not faced with conflicting requirements?</p>													
<table border="1"> <tr> <td>Fully Satisfied</td> <td>Satisfied</td> <td>Dissatisfied</td> <td>Most dissatisfied</td> </tr> <tr> <td>[1]</td> <td>[2]</td> <td>[3]</td> <td>[4]</td> </tr> <tr> <td></td> <td></td> <td></td> <td></td> </tr> </table>	Fully Satisfied	Satisfied	Dissatisfied	Most dissatisfied	[1]	[2]	[3]	[4]					
Fully Satisfied	Satisfied	Dissatisfied	Most dissatisfied										
[1]	[2]	[3]	[4]										

Time span of the variable

1983	1984	1985	1986	1987	1988	1989	1990	1991	1992
1993	1994	1995	1996	1997	1998	1999	2000	2001	2002
2003	2004	2005	2006	2007	2008	2009	2010	2011	2012
2013	2014	2015	2016	2017	2018	2019	2020	2021	2022

Nr.	Name	Label	Survey period	Survey frequency
3.105)	sq_200307_1	impact of SARS on economic growth	2003	Jul

Wording of the question

07/2003	Variable description				
<p>What has been the impact of SARS on economic growth in your country?</p>					
<table border="1"> <tr> <td></td> <td></td> <td></td> <td></td> </tr> </table>					

none	slight	severe	very severe
[1]	[2]	[3]	[4]

Time span of the variable

1983	1984	1985	1986	1987	1988	1989	1990	1991	1992
1993	1994	1995	1996	1997	1998	1999	2000	2001	2002
2003	2004	2005	2006	2007	2008	2009	2010	2011	2012
2013	2014	2015	2016	2017	2018	2019	2020	2021	2022

Nr.	Name	Label	Survey period	Survey frequency
3.106)	sq_200307_2	business travel cut due to SARS	2003	Jul

Wording of the question

07/2003	Variable description												
<p>Have you cut down un business travel as a result of SARS?</p> <table border="1"> <tr> <td>no change</td> <td>very little</td> <td>significantly</td> <td>very significantly</td> </tr> <tr> <td>[1]</td> <td>[2]</td> <td>[3]</td> <td>[4]</td> </tr> <tr> <td></td> <td></td> <td></td> <td></td> </tr> </table>	no change	very little	significantly	very significantly	[1]	[2]	[3]	[4]					
no change	very little	significantly	very significantly										
[1]	[2]	[3]	[4]										

Time span of the variable

1983	1984	1985	1986	1987	1988	1989	1990	1991	1992
1993	1994	1995	1996	1997	1998	1999	2000	2001	2002
2003	2004	2005	2006	2007	2008	2009	2010	2011	2012
2013	2014	2015	2016	2017	2018	2019	2020	2021	2022

Nr.	Name	Label	Survey period	Survey frequency
3.107)	sq_200307_3	expected negative impact of SARS on business relationships	2003	Jul

Wording of the question

07/2003	Variable description												
<p>Do you think that SARS epidemic will have a negative impact on business relationships or foreign direct investments to countries affected by SARS?</p> <table border="1"> <tr> <td>no impact</td> <td>slight/ temporary</td> <td>long-time impact</td> <td>depends on further development</td> </tr> <tr> <td>[1]</td> <td>[2]</td> <td>[3]</td> <td>[4]</td> </tr> <tr> <td></td> <td></td> <td></td> <td></td> </tr> </table>	no impact	slight/ temporary	long-time impact	depends on further development	[1]	[2]	[3]	[4]					
no impact	slight/ temporary	long-time impact	depends on further development										
[1]	[2]	[3]	[4]										

Time span of the variable

1983	1984	1985	1986	1987	1988	1989	1990	1991	1992
------	------	------	------	------	------	------	------	------	------

1993	1994	1995	1996	1997	1998	1999	2000	2001	2002
2003	2004	2005	2006	2007	2008	2009	2010	2011	2012
2013	2014	2015	2016	2017	2018	2019	2020	2021	2022

Nr.	Name	Label	Survey period	Survey frequency
3.108)	sq_200310_1	effect of spam on legitimate online marketing	2003	Oct

Wording of the question

10/2003	Variable description												
<p>How severely is Spam affecting prospects to legitimate online marketing over the Internet?</p> <table border="1"> <tr> <td>not at all</td> <td>slightly</td> <td>severely</td> <td>very severely</td> </tr> <tr> <td>[1]</td> <td>[2]</td> <td>[3]</td> <td>[4]</td> </tr> <tr> <td></td> <td></td> <td></td> <td></td> </tr> </table>	not at all	slightly	severely	very severely	[1]	[2]	[3]	[4]					
not at all	slightly	severely	very severely										
[1]	[2]	[3]	[4]										

Time span of the variable

1983	1984	1985	1986	1987	1988	1989	1990	1991	1992
1993	1994	1995	1996	1997	1998	1999	2000	2001	2002
2003	2004	2005	2006	2007	2008	2009	2010	2011	2012
2013	2014	2015	2016	2017	2018	2019	2020	2021	2022

Nr.	Name	Label	Survey period	Survey frequency
3.109)	sq_200310_2	spam: legitimate online marketing constrained	2003	Oct

Wording of the question

10/2003	Variable description												
<p>As governments seek to legislate against harmful spam, is legitimate online marketing likely to be constrained?</p> <table border="1"> <tr> <td>very likely</td> <td>likely</td> <td>unlikely</td> <td>not at all</td> </tr> <tr> <td>[1]</td> <td>[2]</td> <td>[3]</td> <td>[4]</td> </tr> <tr> <td></td> <td></td> <td></td> <td></td> </tr> </table>	very likely	likely	unlikely	not at all	[1]	[2]	[3]	[4]					
very likely	likely	unlikely	not at all										
[1]	[2]	[3]	[4]										

Time span of the variable

1983	1984	1985	1986	1987	1988	1989	1990	1991	1992
1993	1994	1995	1996	1997	1998	1999	2000	2001	2002
2003	2004	2005	2006	2007	2008	2009	2010	2011	2012
2013	2014	2015	2016	2017	2018	2019	2020	2021	2022

--	--	--	--	--	--

Nr.	Name	Label	Survey period	Survey frequency
3.110)	sq_200310_3	spam: hampering your business	2003	Oct

Wording of the question

<p>10/2003</p> <p>To what extent is spam hampering your own business?</p> <table border="1" style="margin-left: auto; margin-right: auto;"> <tr> <td>not at all</td> <td>slightly</td> <td>somewhat</td> <td>severely</td> </tr> <tr> <td>[1]</td> <td>[2]</td> <td>[3]</td> <td>[4]</td> </tr> <tr> <td></td> <td></td> <td></td> <td></td> </tr> </table>	not at all	slightly	somewhat	severely	[1]	[2]	[3]	[4]					Variable description
not at all	slightly	somewhat	severely										
[1]	[2]	[3]	[4]										

Time span of the variable

1983	1984	1985	1986	1987	1988	1989	1990	1991	1992
1993	1994	1995	1996	1997	1998	1999	2000	2001	2002
2003	2004	2005	2006	2007	2008	2009	2010	2011	2012
2013	2014	2015	2016	2017	2018	2019	2020	2021	2022

Nr.	Name	Label	Survey period	Survey frequency
3.111)	sq_200401_1	fear of terrorism affects business prospects	2004	Jan

Wording of the question

<p>01/2004</p> <p>Fears of terrorist attacks have affected business prospects for 2004 in my country:</p> <table border="1" style="margin-left: auto; margin-right: auto;"> <tr> <td>not at all</td> <td>slightly</td> <td>severely</td> <td>very severely</td> </tr> <tr> <td>[1]</td> <td>[2]</td> <td>[3]</td> <td>[4]</td> </tr> <tr> <td></td> <td></td> <td></td> <td></td> </tr> </table>	not at all	slightly	severely	very severely	[1]	[2]	[3]	[4]					Variable description
not at all	slightly	severely	very severely										
[1]	[2]	[3]	[4]										

Time span of the variable

1983	1984	1985	1986	1987	1988	1989	1990	1991	1992
1993	1994	1995	1996	1997	1998	1999	2000	2001	2002
2003	2004	2005	2006	2007	2008	2009	2010	2011	2012
2013	2014	2015	2016	2017	2018	2019	2020	2021	2022

Nr.	Name	Label	Survey period	Survey frequency
3.112)	sq_200401_2	cost increases from anti-terrorism security measures	2004	Jan

Wording of the question

01/2004	Variable description
---------	----------------------

Cost increases for business in my country resulting from government security measures being implemented after the 11 September 2001 attack on the World Trade Center have been:

negligible [1]	moderate [2]	heavy [3]	very heavy [4]

Time span of the variable

1983	1984	1985	1986	1987	1988	1989	1990	1991	1992
1993	1994	1995	1996	1997	1998	1999	2000	2001	2002
2003	2004	2005	2006	2007	2008	2009	2010	2011	2012
2013	2014	2015	2016	2017	2018	2019	2020	2021	2022

Nr.	Name	Label	Survey period	Survey frequency
-----	------	-------	---------------	------------------

3.113)	sq_200401_3	economic prospects 1-2 years	2004	Jan
--------	-------------	------------------------------	------	-----

Wording of the question

<p>01/2004</p> <p>How would you characterize the economic prospects in your country for the next 1 to 2 years:</p> <table border="1"> <tr><td></td><td>current economic upturn will continue</td><td>[1]</td></tr> <tr><td></td><td>current economic upturn will level off soon</td><td>[2]</td></tr> <tr><td></td><td>currently low economic performance will improve</td><td>[3]</td></tr> <tr><td></td><td>economic performance remains at low level</td><td>[4]</td></tr> <tr><td></td><td>economic performance will deteriorate</td><td>[5]</td></tr> <tr><td></td><td>no assessment possible at moment</td><td>[6]</td></tr> </table>		current economic upturn will continue	[1]		current economic upturn will level off soon	[2]		currently low economic performance will improve	[3]		economic performance remains at low level	[4]		economic performance will deteriorate	[5]		no assessment possible at moment	[6]	<p>Variable description</p>
	current economic upturn will continue	[1]																	
	current economic upturn will level off soon	[2]																	
	currently low economic performance will improve	[3]																	
	economic performance remains at low level	[4]																	
	economic performance will deteriorate	[5]																	
	no assessment possible at moment	[6]																	

Time span of the variable

1983	1984	1985	1986	1987	1988	1989	1990	1991	1992
1993	1994	1995	1996	1997	1998	1999	2000	2001	2002
2003	2004	2005	2006	2007	2008	2009	2010	2011	2012
2013	2014	2015	2016	2017	2018	2019	2020	2021	2022

Nr.	Name	Label	Survey period	Survey frequency
-----	------	-------	---------------	------------------

3.114)	sq_200404_1	importance that Doha round gets back on track	2004	Apr
--------	-------------	---	------	-----

Wording of the question

<p>04/2004</p> <p>How important is it to your business/the economy of your country that the Doha Round gets back on track?</p> <table border="1"> <tr> <td>very important [1]</td> <td>important [2]</td> <td>not important [3]</td> <td>no answer [4]</td> </tr> </table>	very important [1]	important [2]	not important [3]	no answer [4]	<p>Variable description</p>
very important [1]	important [2]	not important [3]	no answer [4]		

Time span of the variable									
1983	1984	1985	1986	1987	1988	1989	1990	1991	1992
1993	1994	1995	1996	1997	1998	1999	2000	2001	2002
2003	2004	2005	2006	2007	2008	2009	2010	2011	2012
2013	2014	2015	2016	2017	2018	2019	2020	2021	2022

Nr.	Name	Label	Survey period	Survey frequency
3.115)	sq_200404_2	satisfaction with containment of protectionism	2004	Apr

Wording of the question

04/2004	Variable description								
<p>How satisfied are you with the efforts of the world's political leaders to contain protectionist pressures and to promote a better understanding among electorates of the benefits of an open international trade system?</p> <table border="1"> <tr> <td>fully satisfied</td> <td>satisfied</td> <td>dis-satisfied</td> <td>no answer</td> </tr> <tr> <td>[1]</td> <td>[2]</td> <td>[3]</td> <td>[4]</td> </tr> </table>	fully satisfied	satisfied	dis-satisfied	no answer	[1]	[2]	[3]	[4]	
fully satisfied	satisfied	dis-satisfied	no answer						
[1]	[2]	[3]	[4]						

Time span of the variable

1983	1984	1985	1986	1987	1988	1989	1990	1991	1992
1993	1994	1995	1996	1997	1998	1999	2000	2001	2002
2003	2004	2005	2006	2007	2008	2009	2010	2011	2012
2013	2014	2015	2016	2017	2018	2019	2020	2021	2022

Nr.	Name	Label	Survey period	Survey frequency
3.116)	sq_200407_1	impact of globalization on economy (country)	2004	Jul

Wording of the question

07/2004	Variable description								
<p>To what extent has the economy of your contry been affected by globalization?</p> <table border="1"> <tr> <td>very signifi-cantly</td> <td>signifi-cantly</td> <td>slightly</td> <td>no impact</td> </tr> <tr> <td>[1]</td> <td>[2]</td> <td>[3]</td> <td>[4]</td> </tr> </table>	very signifi-cantly	signifi-cantly	slightly	no impact	[1]	[2]	[3]	[4]	
very signifi-cantly	signifi-cantly	slightly	no impact						
[1]	[2]	[3]	[4]						

Time span of the variable

1983	1984	1985	1986	1987	1988	1989	1990	1991	1992
1993	1994	1995	1996	1997	1998	1999	2000	2001	2002

2003	2004	2005	2006	2007	2008	2009	2010	2011	2012
2013	2014	2015	2016	2017	2018	2019	2020	2021	2022

Nr.	Name	Label	Survey period	Survey frequency
-----	------	-------	---------------	------------------

3.117)	sq_200407_2	impact of globalization on economic welfare (country)	2004	Jul
--------	-------------	---	------	-----

Wording of the question

<p>07/2004</p> <p>How would you describe the impact of globalization on the economic welfare of your country?</p> <table border="1" style="margin-left: auto; margin-right: auto;"> <tr> <td style="text-align: center;">very positively [1]</td> <td style="text-align: center;">positively [2]</td> <td style="text-align: center;">both positively and negatively [3]</td> <td style="text-align: center;">negatively [4]</td> </tr> <tr> <td style="text-align: center;"> </td> <td style="text-align: center;"> </td> <td style="text-align: center;"> </td> <td style="text-align: center;"> </td> </tr> </table>	very positively [1]	positively [2]	both positively and negatively [3]	negatively [4]					Variable description
very positively [1]	positively [2]	both positively and negatively [3]	negatively [4]						

Time span of the variable

1983	1984	1985	1986	1987	1988	1989	1990	1991	1992
1993	1994	1995	1996	1997	1998	1999	2000	2001	2002
2003	2004	2005	2006	2007	2008	2009	2010	2011	2012
2013	2014	2015	2016	2017	2018	2019	2020	2021	2022

Nr.	Name	Label	Survey period	Survey frequency
-----	------	-------	---------------	------------------

3.118)	sq_200407_3	impact of globalization on economic welfare (world)	2004	Jul
--------	-------------	---	------	-----

Wording of the question

<p>07/2004</p> <p>How would you judge the impact of globalization on world economic welfare?</p> <table border="1" style="margin-left: auto; margin-right: auto;"> <tr> <td style="text-align: center;">very positively [1]</td> <td style="text-align: center;">positively [2]</td> <td style="text-align: center;">both positively and negatively [3]</td> <td style="text-align: center;">negatively [4]</td> </tr> <tr> <td style="text-align: center;"> </td> <td style="text-align: center;"> </td> <td style="text-align: center;"> </td> <td style="text-align: center;"> </td> </tr> </table>	very positively [1]	positively [2]	both positively and negatively [3]	negatively [4]					Variable description
very positively [1]	positively [2]	both positively and negatively [3]	negatively [4]						

Time span of the variable

1983	1984	1985	1986	1987	1988	1989	1990	1991	1992
1993	1994	1995	1996	1997	1998	1999	2000	2001	2002
2003	2004	2005	2006	2007	2008	2009	2010	2011	2012
2013	2014	2015	2016	2017	2018	2019	2020	2021	2022

--	--	--	--	--	--

Nr.	Name	Label	Survey period	Survey frequency
-----	------	-------	---------------	------------------

3.119)	sq_200410_1	official unemployment rate	2004	Oct
--------	-------------	----------------------------	------	-----

Wording of the question

<p>10/2004</p> <p>Your country's official unemployment rate at present is (percentage of labour force actively seeking work, out of the total number of employable persons)</p> <p style="text-align: center;">_____ %</p>	Variable description																																																																																
<p>Time span of the variable</p> <table border="1" style="width: 100%; text-align: center;"> <tr> <td>1983</td><td>1984</td><td>1985</td><td>1986</td><td>1987</td><td>1988</td><td>1989</td><td>1990</td><td>1991</td><td>1992</td> </tr> <tr> <td style="background-color: #e0f2f7;"></td><td style="background-color: #e0f2f7;"></td><td style="background-color: #e0f2f7;"></td><td style="background-color: #e0f2f7;"></td><td style="background-color: #e0f2f7;"></td><td style="background-color: #e0f2f7;"></td><td style="background-color: #e0f2f7;"></td><td style="background-color: #e0f2f7;"></td><td style="background-color: #e0f2f7;"></td><td style="background-color: #e0f2f7;"></td> </tr> <tr> <td>1993</td><td>1994</td><td>1995</td><td>1996</td><td>1997</td><td>1998</td><td>1999</td><td>2000</td><td>2001</td><td>2002</td> </tr> <tr> <td style="background-color: #e0f2f7;"></td><td style="background-color: #e0f2f7;"></td><td style="background-color: #e0f2f7;"></td><td style="background-color: #e0f2f7;"></td><td style="background-color: #e0f2f7;"></td><td style="background-color: #e0f2f7;"></td><td style="background-color: #e0f2f7;"></td><td style="background-color: #e0f2f7;"></td><td style="background-color: #e0f2f7;"></td><td style="background-color: #e0f2f7;"></td> </tr> <tr> <td>2003</td><td>2004</td><td>2005</td><td>2006</td><td>2007</td><td>2008</td><td>2009</td><td>2010</td><td>2011</td><td>2012</td> </tr> <tr> <td style="background-color: #e0f2f7;"></td><td style="background-color: #e0f2f7;"></td><td style="background-color: #e0f2f7;"></td><td style="background-color: #e0f2f7;"></td><td style="background-color: #e0f2f7;"></td><td style="background-color: #e0f2f7;"></td><td style="background-color: #e0f2f7;"></td><td style="background-color: #e0f2f7;"></td><td style="background-color: #e0f2f7;"></td><td style="background-color: #e0f2f7;"></td> </tr> <tr> <td>2013</td><td>2014</td><td>2015</td><td>2016</td><td>2017</td><td>2018</td><td>2019</td><td>2020</td><td>2021</td><td>2022</td> </tr> <tr> <td style="background-color: #e0f2f7;"></td><td style="background-color: #e0f2f7;"></td><td style="background-color: #e0f2f7;"></td><td style="background-color: #e0f2f7;"></td><td style="background-color: #e0f2f7;"></td><td style="background-color: #e0f2f7;"></td><td style="background-color: #e0f2f7;"></td><td style="background-color: #e0f2f7;"></td><td style="background-color: #e0f2f7;"></td><td style="background-color: #e0f2f7;"></td> </tr> </table>		1983	1984	1985	1986	1987	1988	1989	1990	1991	1992											1993	1994	1995	1996	1997	1998	1999	2000	2001	2002											2003	2004	2005	2006	2007	2008	2009	2010	2011	2012											2013	2014	2015	2016	2017	2018	2019	2020	2021	2022										
1983	1984	1985	1986	1987	1988	1989	1990	1991	1992																																																																								
1993	1994	1995	1996	1997	1998	1999	2000	2001	2002																																																																								
2003	2004	2005	2006	2007	2008	2009	2010	2011	2012																																																																								
2013	2014	2015	2016	2017	2018	2019	2020	2021	2022																																																																								

Nr.	Name	Label	Survey period	Survey frequency
-----	------	-------	---------------	------------------

3.120)	sq_200410_2	persons seeking work compared to official unemployment rate	2004	Oct
--------	-------------	---	------	-----

Wording of the question

<p>10/2004</p> <p>The effective number of persons seeking work compared to the official rate is</p> <table border="1" style="margin-left: auto; margin-right: auto;"> <tr> <td style="text-align: center;">higher</td> <td style="text-align: center;">about the same</td> <td style="text-align: center;">lower</td> </tr> <tr> <td style="text-align: center;">[1]</td> <td style="text-align: center;">[2]</td> <td style="text-align: center;">[3]</td> </tr> <tr> <td style="text-align: center;"> </td> <td style="text-align: center;"> </td> <td style="text-align: center;"> </td> </tr> </table>	higher	about the same	lower	[1]	[2]	[3]				Variable description																																																																							
higher	about the same	lower																																																																															
[1]	[2]	[3]																																																																															
<p>Time span of the variable</p> <table border="1" style="width: 100%; text-align: center;"> <tr> <td>1983</td><td>1984</td><td>1985</td><td>1986</td><td>1987</td><td>1988</td><td>1989</td><td>1990</td><td>1991</td><td>1992</td> </tr> <tr> <td style="background-color: #e0f2f7;"></td><td style="background-color: #e0f2f7;"></td><td style="background-color: #e0f2f7;"></td><td style="background-color: #e0f2f7;"></td><td style="background-color: #e0f2f7;"></td><td style="background-color: #e0f2f7;"></td><td style="background-color: #e0f2f7;"></td><td style="background-color: #e0f2f7;"></td><td style="background-color: #e0f2f7;"></td><td style="background-color: #e0f2f7;"></td> </tr> <tr> <td>1993</td><td>1994</td><td>1995</td><td>1996</td><td>1997</td><td>1998</td><td>1999</td><td>2000</td><td>2001</td><td>2002</td> </tr> <tr> <td style="background-color: #e0f2f7;"></td><td style="background-color: #e0f2f7;"></td><td style="background-color: #e0f2f7;"></td><td style="background-color: #e0f2f7;"></td><td style="background-color: #e0f2f7;"></td><td style="background-color: #e0f2f7;"></td><td style="background-color: #e0f2f7;"></td><td style="background-color: #e0f2f7;"></td><td style="background-color: #e0f2f7;"></td><td style="background-color: #e0f2f7;"></td> </tr> <tr> <td>2003</td><td>2004</td><td>2005</td><td>2006</td><td>2007</td><td>2008</td><td>2009</td><td>2010</td><td>2011</td><td>2012</td> </tr> <tr> <td style="background-color: #e0f2f7;"></td><td style="background-color: #e0f2f7;"></td><td style="background-color: #e0f2f7;"></td><td style="background-color: #e0f2f7;"></td><td style="background-color: #e0f2f7;"></td><td style="background-color: #e0f2f7;"></td><td style="background-color: #e0f2f7;"></td><td style="background-color: #e0f2f7;"></td><td style="background-color: #e0f2f7;"></td><td style="background-color: #e0f2f7;"></td> </tr> <tr> <td>2013</td><td>2014</td><td>2015</td><td>2016</td><td>2017</td><td>2018</td><td>2019</td><td>2020</td><td>2021</td><td>2022</td> </tr> <tr> <td style="background-color: #e0f2f7;"></td><td style="background-color: #e0f2f7;"></td><td style="background-color: #e0f2f7;"></td><td style="background-color: #e0f2f7;"></td><td style="background-color: #e0f2f7;"></td><td style="background-color: #e0f2f7;"></td><td style="background-color: #e0f2f7;"></td><td style="background-color: #e0f2f7;"></td><td style="background-color: #e0f2f7;"></td><td style="background-color: #e0f2f7;"></td> </tr> </table>		1983	1984	1985	1986	1987	1988	1989	1990	1991	1992											1993	1994	1995	1996	1997	1998	1999	2000	2001	2002											2003	2004	2005	2006	2007	2008	2009	2010	2011	2012											2013	2014	2015	2016	2017	2018	2019	2020	2021	2022										
1983	1984	1985	1986	1987	1988	1989	1990	1991	1992																																																																								
1993	1994	1995	1996	1997	1998	1999	2000	2001	2002																																																																								
2003	2004	2005	2006	2007	2008	2009	2010	2011	2012																																																																								
2013	2014	2015	2016	2017	2018	2019	2020	2021	2022																																																																								

Nr.	Name	Label	Survey period	Survey frequency
-----	------	-------	---------------	------------------

3.121)	sq_200410_3	approx. effective unemployment rate	2004	Oct
--------	-------------	-------------------------------------	------	-----

Wording of the question

<p>10/2004</p> <p>The effective number of persons seeking work compared to the official rate is</p> <p>[...]</p>	Variable description
---	----------------------

approximate effective rate is _____ %									
Time span of the variable									
1983	1984	1985	1986	1987	1988	1989	1990	1991	1992
1993	1994	1995	1996	1997	1998	1999	2000	2001	2002
2003	2004	2005	2006	2007	2008	2009	2010	2011	2012
2013	2014	2015	2016	2017	2018	2019	2020	2021	2022

Nr.	Name	Label	Survey period	Survey frequency
3.122)	sq_200410_4	employment next year vs. this year	2004	Oct

Wording of the question

10/2004	Variable description								
<p>Given the economic growth expectation in your country, the number of employed persons in 2005 compared to 2004 will be</p> <table border="1"> <tr> <td>higher</td> <td>about the same</td> <td>lower</td> </tr> <tr> <td>[1]</td> <td>[2]</td> <td>[3]</td> </tr> </table>	higher	about the same	lower	[1]	[2]	[3]			
higher	about the same	lower							
[1]	[2]	[3]							
Time span of the variable									
1983	1984	1985	1986	1987	1988	1989	1990	1991	1992
1993	1994	1995	1996	1997	1998	1999	2000	2001	2002
2003	2004	2005	2006	2007	2008	2009	2010	2011	2012
2013	2014	2015	2016	2017	2018	2019	2020	2021	2022

Nr.	Name	Label	Survey period	Survey frequency
3.123)	sq_200501_1	ip theft problem for business (general)	2005	Jan

Wording of the question

01/2005	Variable description									
<p>Counterfeit products and the theft of intellectual property are among the most pressing problems facing business today.</p> <table border="1"> <tr> <td rowspan="2">business in general</td> <td>strongly agree</td> <td>agree</td> <td>disagree</td> <td>strongly disagree</td> </tr> <tr> <td>[1]</td> <td>[2]</td> <td>[3]</td> <td>[4]</td> </tr> </table>	business in general	strongly agree	agree	disagree	strongly disagree	[1]	[2]	[3]	[4]	
business in general		strongly agree	agree	disagree	strongly disagree					
	[1]	[2]	[3]	[4]						
Time span of the variable										
1983	1984	1985	1986	1987	1988	1989	1990	1991	1992	

1993	1994	1995	1996	1997	1998	1999	2000	2001	2002
2003	2004	2005	2006	2007	2008	2009	2010	2011	2012
2013	2014	2015	2016	2017	2018	2019	2020	2021	2022

Nr.	Name	Label	Survey period	Survey frequency
3.124)	sq_200501_2	ip theft problem for business (country)	2005	Jan

Wording of the question

01/2005	Variable description									
<p>Counterfeit products and the theft of intellectual property are among the most pressing problems facing business today.</p> <table border="1"> <tr> <td rowspan="2">business in my country</td> <td>strongly agree</td> <td>agree</td> <td>disagree</td> <td>strongly disagree</td> </tr> <tr> <td>[1]</td> <td>[2]</td> <td>[3]</td> <td>[4]</td> </tr> </table>	business in my country	strongly agree	agree	disagree	strongly disagree	[1]	[2]	[3]	[4]	
business in my country		strongly agree	agree	disagree	strongly disagree					
	[1]	[2]	[3]	[4]						

Time span of the variable

1983	1984	1985	1986	1987	1988	1989	1990	1991	1992
1993	1994	1995	1996	1997	1998	1999	2000	2001	2002
2003	2004	2005	2006	2007	2008	2009	2010	2011	2012
2013	2014	2015	2016	2017	2018	2019	2020	2021	2022

Nr.	Name	Label	Survey period	Survey frequency
3.125)	sq_200501_3	ip theft protection by government necessary (general)	2005	Jan

Wording of the question

01/2005	Variable description									
<p>Governments should undertake more efforts to enforce current legislation intended to protect intellectual property and prosecute intellectual property theft.</p> <table border="1"> <tr> <td rowspan="2">in general</td> <td>strongly agree</td> <td>agree</td> <td>disagree</td> <td>strongly disagree</td> </tr> <tr> <td>[1]</td> <td>[2]</td> <td>[3]</td> <td>[4]</td> </tr> </table>	in general	strongly agree	agree	disagree	strongly disagree	[1]	[2]	[3]	[4]	
in general		strongly agree	agree	disagree	strongly disagree					
	[1]	[2]	[3]	[4]						

Time span of the variable

1983	1984	1985	1986	1987	1988	1989	1990	1991	1992
1993	1994	1995	1996	1997	1998	1999	2000	2001	2002
2003	2004	2005	2006	2007	2008	2009	2010	2011	2012
2013	2014	2015	2016	2017	2018	2019	2020	2021	2022

--	--	--	--	--	--

Nr.	Name	Label	Survey period	Survey frequency
-----	------	-------	---------------	------------------

3.126)	sq_200501_4	ip theft protection by government necessary (country)	2005	Jan
--------	-------------	---	------	-----

Wording of the question

<p>01/2005</p> <p>Governments should undertake more efforts to enforce current legislation intended to protect intellectual property and prosecute intellectual property theft.</p> <table border="1" style="margin-left: auto; margin-right: auto;"> <tr> <td style="background-color: #e0f2f7; padding: 5px;">in my country</td> <td style="padding: 5px;">strongly agree [1]</td> <td style="padding: 5px;">agree [2]</td> <td style="padding: 5px;">disagree [3]</td> <td style="padding: 5px;">strongly disagree [4]</td> </tr> <tr> <td style="height: 15px;"></td> <td></td> <td></td> <td></td> <td></td> </tr> </table>	in my country	strongly agree [1]	agree [2]	disagree [3]	strongly disagree [4]						Variable description
in my country	strongly agree [1]	agree [2]	disagree [3]	strongly disagree [4]							

Time span of the variable

1983	1984	1985	1986	1987	1988	1989	1990	1991	1992
1993	1994	1995	1996	1997	1998	1999	2000	2001	2002
2003	2004	2005	2006	2007	2008	2009	2010	2011	2012
2013	2014	2015	2016	2017	2018	2019	2020	2021	2022

Nr.	Name	Label	Survey period	Survey frequency
-----	------	-------	---------------	------------------

3.127)	sq_200504_1	necessity G8 ensuring Doha round conclusion	2005	Apr
--------	-------------	---	------	-----

Wording of the question

<p>04/2005</p> <p>As the G8 Summit approaches in early July, the G8 leaders should make it a priority to ensure trade negotiators in Geneva make enough progress between now and the ministerial conference in Hong Kong in December for ministers to lock in that progress, ensuring the successful conclusion of the Doha round in 2006.</p> <table border="1" style="margin-left: auto; margin-right: auto;"> <tr> <td style="padding: 5px;">strongly agree [1]</td> <td style="padding: 5px;">agree [2]</td> <td style="padding: 5px;">disagree [3]</td> <td style="padding: 5px;">strongly disagree [4]</td> </tr> <tr> <td style="height: 15px;"></td> <td></td> <td></td> <td></td> </tr> </table>	strongly agree [1]	agree [2]	disagree [3]	strongly disagree [4]					Variable description
strongly agree [1]	agree [2]	disagree [3]	strongly disagree [4]						

Time span of the variable

1983	1984	1985	1986	1987	1988	1989	1990	1991	1992
1993	1994	1995	1996	1997	1998	1999	2000	2001	2002
2003	2004	2005	2006	2007	2008	2009	2010	2011	2012
2013	2014	2015	2016	2017	2018	2019	2020	2021	2022

Nr.	Name	Label	Survey period	Survey frequency
-----	------	-------	---------------	------------------

3.128)	sq_200504_2	Doha round contributes to achieve Millenium Development Goals	2005	Apr
--------	-------------	---	------	-----

Wording of the question

04/2005	Variable description															
<p>A successful Doha round with meaningful results in terms of market access for developing countries will make a significant contribution to the achievement of the Millennium Development Goals in terms of economic development and poverty alleviation.</p>																
<table border="1"> <tr> <td>strongly agree</td> <td>agree</td> <td>disagree</td> <td>strongly disagree</td> </tr> <tr> <td>[1]</td> <td>[2]</td> <td>[3]</td> <td>[4]</td> </tr> <tr> <td> </td> <td> </td> <td> </td> <td> </td> </tr> </table>					strongly agree	agree	disagree	strongly disagree	[1]	[2]	[3]	[4]				
strongly agree	agree	disagree	strongly disagree													
[1]	[2]	[3]	[4]													

Time span of the variable

1983	1984	1985	1986	1987	1988	1989	1990	1991	1992
1993	1994	1995	1996	1997	1998	1999	2000	2001	2002
2003	2004	2005	2006	2007	2008	2009	2010	2011	2012
2013	2014	2015	2016	2017	2018	2019	2020	2021	2022

Nr.	Name	Label	Survey period	Survey frequency
3.129)	sq_200504_3	private sector important for climate change solutions	2005	Apr

Wording of the question

04/2005	Variable description															
<p>Climate change will be an important topic on the G8's agenda this year. The private sector, through environmentally-friendly technologies, will play a major role in providing economically sound solutions to climate change.</p>																
<table border="1"> <tr> <td>strongly agree</td> <td>agree</td> <td>disagree</td> <td>strongly disagree</td> </tr> <tr> <td>[1]</td> <td>[2]</td> <td>[3]</td> <td>[4]</td> </tr> <tr> <td> </td> <td> </td> <td> </td> <td> </td> </tr> </table>					strongly agree	agree	disagree	strongly disagree	[1]	[2]	[3]	[4]				
strongly agree	agree	disagree	strongly disagree													
[1]	[2]	[3]	[4]													

Time span of the variable

1983	1984	1985	1986	1987	1988	1989	1990	1991	1992
1993	1994	1995	1996	1997	1998	1999	2000	2001	2002
2003	2004	2005	2006	2007	2008	2009	2010	2011	2012
2013	2014	2015	2016	2017	2018	2019	2020	2021	2022

Nr.	Name	Label	Survey period	Survey frequency
3.130)	sq_200507_1	importance of internet for private use	2005	Jul

Wording of the question

07/2005	Variable description							
<p>How important is the Internet for private and professional use in your country at present?</p>								
<table border="1"> <tr> <td> </td> <td>Very important</td> <td>Important</td> <td>Not Important</td> </tr> </table>						Very important	Important	Not Important
	Very important	Important	Not Important					

Private	important	important	important
	[1]	[2]	[3]

Time span of the variable

1983	1984	1985	1986	1987	1988	1989	1990	1991	1992
1993	1994	1995	1996	1997	1998	1999	2000	2001	2002
2003	2004	2005	2006	2007	2008	2009	2010	2011	2012
2013	2014	2015	2016	2017	2018	2019	2020	2021	2022

Nr.	Name	Label	Survey period	Survey frequency
3.131)	sq_200507_2	importance of internet for business	2005	Jul

Wording of the question

07/2005	Variable description							
<p>How important is the Internet for private and professional use in your country at present?</p> <table border="1"> <tr> <td rowspan="2">Business</td> <td>Very important</td> <td>Important</td> <td>Not Important</td> </tr> <tr> <td>[1]</td> <td>[2]</td> <td>[3]</td> </tr> </table>	Business	Very important	Important	Not Important	[1]	[2]	[3]	
Business		Very important	Important	Not Important				
	[1]	[2]	[3]					

Time span of the variable

1983	1984	1985	1986	1987	1988	1989	1990	1991	1992
1993	1994	1995	1996	1997	1998	1999	2000	2001	2002
2003	2004	2005	2006	2007	2008	2009	2010	2011	2012
2013	2014	2015	2016	2017	2018	2019	2020	2021	2022

Nr.	Name	Label	Survey period	Survey frequency
3.132)	sq_200507_3	degree of digital divide	2005	Jul

Wording of the question

07/2005	Variable description								
<p>The term <i>digital divide</i> describes the socio-economic gap between people who have and people who don't have access to the Internet, and the information, educational or business opportunities tied to this access. Please try to assess the degree of digital divide in your country</p> <table border="1"> <tr> <td>Very high</td> <td>High</td> <td>Low</td> <td>Absent</td> </tr> <tr> <td>[1]</td> <td>[2]</td> <td>[3]</td> <td>[4]</td> </tr> </table>	Very high	High	Low	Absent	[1]	[2]	[3]	[4]	
Very high	High	Low	Absent						
[1]	[2]	[3]	[4]						

Time span of the variable

1983	1984	1985	1986	1987	1988	1989	1990	1991	1992
------	------	------	------	------	------	------	------	------	------

1993	1994	1995	1996	1997	1998	1999	2000	2001	2002
2003	2004	2005	2006	2007	2008	2009	2010	2011	2012
2013	2014	2015	2016	2017	2018	2019	2020	2021	2022

Nr.	Name	Label	Survey period	Survey frequency
3.133)	sq_200507_4	internet best as of now with stakeholders	2005	Jul

Wording of the question

07/2005	Variable description
<p>Do you think that the Internet should function as it currently does, with a coalition of stakeholders involved (civil society, business, experts and governments) ?</p> <p>Yes [1] <input type="text"/> No [2] <input type="text"/></p>	

Time span of the variable

1983	1984	1985	1986	1987	1988	1989	1990	1991	1992
1993	1994	1995	1996	1997	1998	1999	2000	2001	2002
2003	2004	2005	2006	2007	2008	2009	2010	2011	2012
2013	2014	2015	2016	2017	2018	2019	2020	2021	2022

Nr.	Name	Label	Survey period	Survey frequency
3.134)	sq_200507_5	internet best with shift in responsibility to governments	2005	Jul

Wording of the question

07/2005	Variable description
<p>Would you want to see a shift in who has responsibility for how the Internet is run, from the coalition of stakeholders (civil society, business and others) to governments?</p> <p>Yes [1] <input type="text"/> No [2] <input type="text"/></p>	

Time span of the variable

1983	1984	1985	1986	1987	1988	1989	1990	1991	1992
1993	1994	1995	1996	1997	1998	1999	2000	2001	2002
2003	2004	2005	2006	2007	2008	2009	2010	2011	2012
2013	2014	2015	2016	2017	2018	2019	2020	2021	2022

Nr.	Name	Label	Survey period	Survey frequency
3.135)	sq_200510_1	importance of WTO consensus in agriculture	2005	Oct

Wording of the question

10/2005				Variable description		
In which fields is it particularly important for the economy of your country that consensus is achieved in the coming WTO negotiations?						
Agriculture	very important	important	less important			
	[1]	[2]	[3]			

Time span of the variable

1983	1984	1985	1986	1987	1988	1989	1990	1991	1992
1993	1994	1995	1996	1997	1998	1999	2000	2001	2002
2003	2004	2005	2006	2007	2008	2009	2010	2011	2012
2013	2014	2015	2016	2017	2018	2019	2020	2021	2022

Nr.	Name	Label	Survey period	Survey frequency
3.136)	sq_200510_2	importance of WTO consensus in market access of industrial goods	2005	Oct

Wording of the question

10/2005				Variable description		
In which fields is it particularly important for the economy of your country that consensus is achieved in the coming WTO negotiations?						
Market-access of industrial goods	very important	important	less important			
	[1]	[2]	[3]			

Time span of the variable

1983	1984	1985	1986	1987	1988	1989	1990	1991	1992
1993	1994	1995	1996	1997	1998	1999	2000	2001	2002
2003	2004	2005	2006	2007	2008	2009	2010	2011	2012
2013	2014	2015	2016	2017	2018	2019	2020	2021	2022

Nr.	Name	Label	Survey period	Survey frequency
3.137)	sq_200510_3	importance of WTO consensus in service sector	2005	Oct

Wording of the question

10/2005				Variable description		
In which fields is it particularly important for the economy of your country that consensus is achieved in the coming WTO negotiations?						
				very		less

Service Sector	very important [1]	important [2]	less important [3]

Time span of the variable

1983	1984	1985	1986	1987	1988	1989	1990	1991	1992
1993	1994	1995	1996	1997	1998	1999	2000	2001	2002
2003	2004	2005	2006	2007	2008	2009	2010	2011	2012
2013	2014	2015	2016	2017	2018	2019	2020	2021	2022

Nr.	Name	Label	Survey period	Survey frequency
-----	------	-------	---------------	------------------

3.138)	sq_200510_4	importance of WTO consensus in trade facilitation	2005	Oct
--------	-------------	---	------	-----

Wording of the question

10/2005	In which fields is it particularly important for the economy of your country that consensus is achieved in the coming WTO negotiations?	Variable description								
<table border="1"> <tr> <td>Trade facilitation</td> <td>very important [1]</td> <td>important [2]</td> <td>less important [3]</td> </tr> <tr> <td></td> <td></td> <td></td> <td></td> </tr> </table>		Trade facilitation	very important [1]	important [2]	less important [3]					
Trade facilitation	very important [1]	important [2]	less important [3]							

Time span of the variable

1983	1984	1985	1986	1987	1988	1989	1990	1991	1992
1993	1994	1995	1996	1997	1998	1999	2000	2001	2002
2003	2004	2005	2006	2007	2008	2009	2010	2011	2012
2013	2014	2015	2016	2017	2018	2019	2020	2021	2022

Nr.	Name	Label	Survey period	Survey frequency
-----	------	-------	---------------	------------------

3.139)	sq_200510_5	importance of WTO consensus in special country treatments	2005	Oct
--------	-------------	---	------	-----

Wording of the question

10/2005	In which fields is it particularly important for the economy of your country that consensus is achieved in the coming WTO negotiations?	Variable description								
<table border="1"> <tr> <td>Special country treatments</td> <td>very important [1]</td> <td>important [2]</td> <td>less important [3]</td> </tr> <tr> <td></td> <td></td> <td></td> <td></td> </tr> </table>		Special country treatments	very important [1]	important [2]	less important [3]					
Special country treatments	very important [1]	important [2]	less important [3]							

Time span of the variable

1983	1984	1985	1986	1987	1988	1989	1990	1991	1992
------	------	------	------	------	------	------	------	------	------

1993	1994	1995	1996	1997	1998	1999	2000	2001	2002
2003	2004	2005	2006	2007	2008	2009	2010	2011	2012
2013	2014	2015	2016	2017	2018	2019	2020	2021	2022

Nr.	Name	Label	Survey period	Survey frequency
-----	------	-------	---------------	------------------

3.140)	sq_200601_1	impact of rising oil prices on company operations	2006	Jan
--------	-------------	---	------	-----

Wording of the question

01/2006	Variable description
<p>Have rising oil prices had a significant impact on the operations of companies in your country?</p> <p>Yes [1] <input type="text"/> No [2] <input type="text"/></p>	

Time span of the variable

1983	1984	1985	1986	1987	1988	1989	1990	1991	1992
1993	1994	1995	1996	1997	1998	1999	2000	2001	2002
2003	2004	2005	2006	2007	2008	2009	2010	2011	2012
2013	2014	2015	2016	2017	2018	2019	2020	2021	2022

Nr.	Name	Label	Survey period	Survey frequency
-----	------	-------	---------------	------------------

3.141)	sq_200601_2	companies trying to improve energy efficiency due to rising oil prices	2006	Jan
--------	-------------	--	------	-----

Wording of the question

01/2006	Variable description
<p>Have companies in your country taken any steps to improve their contribution to energy efficiency as a result?</p> <p>Yes [1] <input type="text"/> No [2] <input type="text"/></p>	

Time span of the variable

1983	1984	1985	1986	1987	1988	1989	1990	1991	1992
1993	1994	1995	1996	1997	1998	1999	2000	2001	2002
2003	2004	2005	2006	2007	2008	2009	2010	2011	2012
2013	2014	2015	2016	2017	2018	2019	2020	2021	2022

Nr.	Name	Label	Survey period	Survey frequency
-----	------	-------	---------------	------------------

3.142)	sq_200604_1	volume of counterfeit products	2006	Apr
--------	-------------	--------------------------------	------	-----

Wording of the question

04/2006		Variable description						
<p>Is the volume of counterfeit products sold in your country increasing or decreasing?</p> <table border="1"> <tr> <td>increasing</td> <td>un-changed</td> <td>de-creasing</td> </tr> <tr> <td>[1]</td> <td>[2]</td> <td>[3]</td> </tr> </table>		increasing	un-changed	de-creasing	[1]	[2]	[3]	
increasing	un-changed	de-creasing						
[1]	[2]	[3]						

Time span of the variable

1983	1984	1985	1986	1987	1988	1989	1990	1991	1992
1993	1994	1995	1996	1997	1998	1999	2000	2001	2002
2003	2004	2005	2006	2007	2008	2009	2010	2011	2012
2013	2014	2015	2016	2017	2018	2019	2020	2021	2022

Nr.	Name	Label	Survey period	Survey frequency
3.143)	sq_200604_2	understanding of counterfeiting risks	2006	Apr

Wording of the question

04/2006		Variable description
<p>Do the majority of consumers in your country understand that counterfeiting and piracy have proven health and safety risks and link to organized crime?</p> <p>Yes [1] <input type="checkbox"/> No [2] <input type="checkbox"/></p>		

Time span of the variable

1983	1984	1985	1986	1987	1988	1989	1990	1991	1992
1993	1994	1995	1996	1997	1998	1999	2000	2001	2002
2003	2004	2005	2006	2007	2008	2009	2010	2011	2012
2013	2014	2015	2016	2017	2018	2019	2020	2021	2022

Nr.	Name	Label	Survey period	Survey frequency
3.144)	sq_200604_3	foreign investment in not ip protecting countries	2006	Apr

Wording of the question

04/2006		Variable description						
<p>Are your country's companies more or less likely to make foreign investments - in the form of technology transfer, production, and research development - in a country known for not enforcing intellectual property protection?</p> <table border="1"> <tr> <td>less likely</td> <td>un-changed</td> <td>more likely</td> </tr> <tr> <td>[1]</td> <td>[2]</td> <td>[3]</td> </tr> </table>		less likely	un-changed	more likely	[1]	[2]	[3]	
less likely	un-changed	more likely						
[1]	[2]	[3]						

Time span of the variable									
1983	1984	1985	1986	1987	1988	1989	1990	1991	1992
1993	1994	1995	1996	1997	1998	1999	2000	2001	2002
2003	2004	2005	2006	2007	2008	2009	2010	2011	2012
2013	2014	2015	2016	2017	2018	2019	2020	2021	2022

Nr.	Name	Label	Survey period	Survey frequency
3.145)	sq_200607_1	concern about intergovernmental internet involvement	2006	Jul

Wording of the question

07/2006	Variable description						
<p>How concerned are you by the recent efforts of intergovernmental organizations to involve themselves in the technical management of the Internet?</p> <table border="1"> <tr> <td>very con- cerned</td> <td>con- cerned</td> <td>not con- cerned</td> </tr> <tr> <td>[1]</td> <td>[2]</td> <td>[3]</td> </tr> </table>	very con- cerned	con- cerned	not con- cerned	[1]	[2]	[3]	
very con- cerned	con- cerned	not con- cerned					
[1]	[2]	[3]					

Time span of the variable

1983	1984	1985	1986	1987	1988	1989	1990	1991	1992
1993	1994	1995	1996	1997	1998	1999	2000	2001	2002
2003	2004	2005	2006	2007	2008	2009	2010	2011	2012
2013	2014	2015	2016	2017	2018	2019	2020	2021	2022

Nr.	Name	Label	Survey period	Survey frequency
3.146)	sq_200607_2	importance of business shaping internet governance	2006	Jul

Wording of the question

07/2006	Variable description						
<p>How important is it to you that business play an active role in shaping future developments in the Internet governance?</p> <table border="1"> <tr> <td>extremely important</td> <td>important</td> <td>not important</td> </tr> <tr> <td>[1]</td> <td>[2]</td> <td>[3]</td> </tr> </table>	extremely important	important	not important	[1]	[2]	[3]	
extremely important	important	not important					
[1]	[2]	[3]					

Time span of the variable

1983	1984	1985	1986	1987	1988	1989	1990	1991	1992
1993	1994	1995	1996	1997	1998	1999	2000	2001	2002

2003	2004	2005	2006	2007	2008	2009	2010	2011	2012
2013	2014	2015	2016	2017	2018	2019	2020	2021	2022

Nr.	Name	Label	Survey period	Survey frequency
3.147)	sq_200610_1	WTO negotiation suspension concerns	2006	Oct

Wording of the question

<p>10/2006</p> <p>The suspension of the WTO trade negotiations will have consequences for the multilateral trading system. How concerned are you about the recent suspension of the WTO Doha Round negotiations?</p> <table border="1" style="margin-left: auto; margin-right: auto;"> <tr> <td style="text-align: center;">extremely con-cerned</td> <td style="text-align: center;">con-cerned</td> <td style="text-align: center;">not con-cerned</td> </tr> <tr> <td style="text-align: center;">[1]</td> <td style="text-align: center;">[2]</td> <td style="text-align: center;">[3]</td> </tr> <tr> <td style="text-align: center;"><input type="checkbox"/></td> <td style="text-align: center;"><input type="checkbox"/></td> <td style="text-align: center;"><input type="checkbox"/></td> </tr> </table>	extremely con-cerned	con-cerned	not con-cerned	[1]	[2]	[3]	<input type="checkbox"/>	<input type="checkbox"/>	<input type="checkbox"/>	Variable description
extremely con-cerned	con-cerned	not con-cerned								
[1]	[2]	[3]								
<input type="checkbox"/>	<input type="checkbox"/>	<input type="checkbox"/>								

Time span of the variable

1983	1984	1985	1986	1987	1988	1989	1990	1991	1992
1993	1994	1995	1996	1997	1998	1999	2000	2001	2002
2003	2004	2005	2006	2007	2008	2009	2010	2011	2012
2013	2014	2015	2016	2017	2018	2019	2020	2021	2022

Nr.	Name	Label	Survey period	Survey frequency
3.148)	sq_200610_2	WTO negotiation suspension concerns: export opportunities	2006	Oct

Wording of the question

<p>10/2006</p> <p>The suspension of the WTO trade negotiations will have consequences for the multilateral trading system. How concerned are you about the recent suspension of the WTO Doha Round negotiations?</p> <p>[...]</p> <p>If concerned, please rate the following potential sources of concern in terms of importance to your country.</p> <table border="1" style="margin-left: auto; margin-right: auto;"> <tr> <td style="text-align: center;">Loss of export opportunities</td> <td style="text-align: center;">most important</td> <td style="text-align: center;">important</td> <td style="text-align: center;">not so important</td> </tr> <tr> <td></td> <td style="text-align: center;">[1]</td> <td style="text-align: center;">[2]</td> <td style="text-align: center;">[3]</td> </tr> <tr> <td></td> <td style="text-align: center;"><input type="checkbox"/></td> <td style="text-align: center;"><input type="checkbox"/></td> <td style="text-align: center;"><input type="checkbox"/></td> </tr> </table>	Loss of export opportunities	most important	important	not so important		[1]	[2]	[3]		<input type="checkbox"/>	<input type="checkbox"/>	<input type="checkbox"/>	Variable description
Loss of export opportunities	most important	important	not so important										
	[1]	[2]	[3]										
	<input type="checkbox"/>	<input type="checkbox"/>	<input type="checkbox"/>										

Time span of the variable

1983	1984	1985	1986	1987	1988	1989	1990	1991	1992
1993	1994	1995	1996	1997	1998	1999	2000	2001	2002
2003	2004	2005	2006	2007	2008	2009	2010	2011	2012

2013	2014	2015	2016	2017	2018	2019	2020	2021	2022

Nr.	Name	Label	Survey period	Survey frequency
-----	------	-------	---------------	------------------

3.149)	sq_200610_3	WTO negotiation suspension concerns: protectionism	2006	Oct
--------	-------------	--	------	-----

Wording of the question

<p>10/2006</p> <p>The suspension of the WTO trade negotiations will have consequences for the multilateral trading system. How concerned are you about the recent suspension of the WTO Doha Round negotiations?</p> <p>[...]</p> <p>If concerned, please rate the following potential sources of concern in terms of importance to your country.</p> <table border="1" style="margin-left: auto; margin-right: auto;"> <tr> <td style="padding: 5px;">Rise in protectionism</td> <td style="padding: 5px;">most important [1]</td> <td style="padding: 5px;">important [2]</td> <td style="padding: 5px;">not so important [3]</td> </tr> <tr> <td style="height: 15px;"></td> <td></td> <td></td> <td></td> </tr> </table>	Rise in protectionism	most important [1]	important [2]	not so important [3]					Variable description
Rise in protectionism	most important [1]	important [2]	not so important [3]						

Time span of the variable

1983	1984	1985	1986	1987	1988	1989	1990	1991	1992
1993	1994	1995	1996	1997	1998	1999	2000	2001	2002
2003	2004	2005	2006	2007	2008	2009	2010	2011	2012
2013	2014	2015	2016	2017	2018	2019	2020	2021	2022

Nr.	Name	Label	Survey period	Survey frequency
-----	------	-------	---------------	------------------

3.150)	sq_200610_4	WTO negotiation suspension concerns: trade disputes	2006	Oct
--------	-------------	---	------	-----

Wording of the question

<p>10/2006</p> <p>The suspension of the WTO trade negotiations will have consequences for the multilateral trading system. How concerned are you about the recent suspension of the WTO Doha Round negotiations?</p> <p>[...]</p> <p>If concerned, please rate the following potential sources of concern in terms of importance to your country.</p> <table border="1" style="margin-left: auto; margin-right: auto;"> <tr> <td style="padding: 5px;">Increase in trade disputes</td> <td style="padding: 5px;">most important [1]</td> <td style="padding: 5px;">important [2]</td> <td style="padding: 5px;">not so important [3]</td> </tr> <tr> <td style="height: 15px;"></td> <td></td> <td></td> <td></td> </tr> </table>	Increase in trade disputes	most important [1]	important [2]	not so important [3]					Variable description
Increase in trade disputes	most important [1]	important [2]	not so important [3]						

Time span of the variable

1983	1984	1985	1986	1987	1988	1989	1990	1991	1992
1993	1994	1995	1996	1997	1998	1999	2000	2001	2002
2003	2004	2005	2006	2007	2008	2009	2010	2011	2012

2013	2014	2015	2016	2017	2018	2019	2020	2021	2022

Nr.	Name	Label	Survey period	Survey frequency
-----	------	-------	---------------	------------------

3.151)	sq_200610_5	WTO negotiation suspension concerns: bilateral agreements	2006	Oct
--------	-------------	---	------	-----

Wording of the question

<p>10/2006</p> <p>The suspension of the WTO trade negotiations will have consequences for the multilateral trading system. How concerned are you about the recent suspension of the WTO Doha Round negotiations?</p> <p>[...]</p> <p>If concerned, please rate the following potential sources of concern in terms of importance to your country.</p> <table border="1" style="margin-left: auto; margin-right: auto;"> <tr> <td style="padding: 5px;">More bilateral agreements</td> <td style="padding: 5px;">most important [1]</td> <td style="padding: 5px;">important [2]</td> <td style="padding: 5px;">not so important [3]</td> </tr> <tr> <td style="height: 15px;"></td> <td style="height: 15px;"></td> <td style="height: 15px;"></td> <td style="height: 15px;"></td> </tr> </table>	More bilateral agreements	most important [1]	important [2]	not so important [3]					Variable description
More bilateral agreements	most important [1]	important [2]	not so important [3]						

Time span of the variable

1983	1984	1985	1986	1987	1988	1989	1990	1991	1992
1993	1994	1995	1996	1997	1998	1999	2000	2001	2002
2003	2004	2005	2006	2007	2008	2009	2010	2011	2012
2013	2014	2015	2016	2017	2018	2019	2020	2021	2022

Nr.	Name	Label	Survey period	Survey frequency
-----	------	-------	---------------	------------------

3.152)	sq_200701_1	public debate based on evidence: economic growth	2007	Jan
--------	-------------	--	------	-----

Wording of the question

<p>01/2007</p> <p>Do you think that the public debate in your country is, in general, based on well established statistical evidence?</p> <table border="1" style="margin-left: auto; margin-right: auto;"> <tr> <td style="padding: 5px;">Public debate issues:</td> <td style="padding: 5px;">yes [1]</td> <td style="padding: 5px;">undecided [2]</td> <td style="padding: 5px;">no [3]</td> </tr> <tr> <td style="padding: 5px;">Economic growth (GDP, etc.)</td> <td style="height: 15px;"></td> <td style="height: 15px;"></td> <td style="height: 15px;"></td> </tr> </table>	Public debate issues:	yes [1]	undecided [2]	no [3]	Economic growth (GDP, etc.)				Variable description
Public debate issues:	yes [1]	undecided [2]	no [3]						
Economic growth (GDP, etc.)									

Time span of the variable

1983	1984	1985	1986	1987	1988	1989	1990	1991	1992
1993	1994	1995	1996	1997	1998	1999	2000	2001	2002
2003	2004	2005	2006	2007	2008	2009	2010	2011	2012
2013	2014	2015	2016	2017	2018	2019	2020	2021	2022

--	--	--	--	--	--

Nr.	Name	Label	Survey period	Survey frequency
-----	------	-------	---------------	------------------

3.153)	sq_200701_2	public debate based on evidence: financial conditions	2007	Jan
--------	-------------	---	------	-----

Wording of the question

01/2007	Variable description												
<p>Do you think that the public debate in your country is, in general, based on well established statistical evidence?</p> <table border="1"> <thead> <tr> <th>Public debate issues:</th> <th>yes</th> <th>undecided</th> <th>no</th> </tr> </thead> <tbody> <tr> <td>Financial conditions (inflation, etc.)</td> <td>[1]</td> <td>[2]</td> <td>[3]</td> </tr> <tr> <td></td> <td></td> <td></td> <td></td> </tr> </tbody> </table>	Public debate issues:	yes	undecided	no	Financial conditions (inflation, etc.)	[1]	[2]	[3]					
Public debate issues:	yes	undecided	no										
Financial conditions (inflation, etc.)	[1]	[2]	[3]										

Time span of the variable

1983	1984	1985	1986	1987	1988	1989	1990	1991	1992
1993	1994	1995	1996	1997	1998	1999	2000	2001	2002
2003	2004	2005	2006	2007	2008	2009	2010	2011	2012
2013	2014	2015	2016	2017	2018	2019	2020	2021	2022

Nr.	Name	Label	Survey period	Survey frequency
-----	------	-------	---------------	------------------

3.154)	sq_200701_3	public debate based on evidence: public finance	2007	Jan
--------	-------------	---	------	-----

Wording of the question

01/2007	Variable description												
<p>Do you think that the public debate in your country is, in general, based on well established statistical evidence?</p> <table border="1"> <thead> <tr> <th>Public debate issues:</th> <th>yes</th> <th>undecided</th> <th>no</th> </tr> </thead> <tbody> <tr> <td>Public finance (public deficit, etc.)</td> <td>[1]</td> <td>[2]</td> <td>[3]</td> </tr> <tr> <td></td> <td></td> <td></td> <td></td> </tr> </tbody> </table>	Public debate issues:	yes	undecided	no	Public finance (public deficit, etc.)	[1]	[2]	[3]					
Public debate issues:	yes	undecided	no										
Public finance (public deficit, etc.)	[1]	[2]	[3]										

Time span of the variable

1983	1984	1985	1986	1987	1988	1989	1990	1991	1992
1993	1994	1995	1996	1997	1998	1999	2000	2001	2002
2003	2004	2005	2006	2007	2008	2009	2010	2011	2012
2013	2014	2015	2016	2017	2018	2019	2020	2021	2022

Nr.	Name	Label	Survey period	Survey frequency
-----	------	-------	---------------	------------------

3.155)	sq_200701_4	public debate based on evidence: knowledge economy	2007	Jan
--------	-------------	--	------	-----

Wording of the question

01/2007	Variable description
---------	----------------------

Do you think that the **public debate** in your country is, in general, **based on well established statistical evidence**?

Public debate issues:	yes	undecided	no
Knowledge economy (R&D, etc.)	[1]	[2]	[3]

Time span of the variable

1983	1984	1985	1986	1987	1988	1989	1990	1991	1992
1993	1994	1995	1996	1997	1998	1999	2000	2001	2002
2003	2004	2005	2006	2007	2008	2009	2010	2011	2012
2013	2014	2015	2016	2017	2018	2019	2020	2021	2022

Nr.	Name	Label	Survey period	Survey frequency
3.156)	sq_200701_5	public debate based on evidence: environment/energy	2007	Jan

Wording of the question

01/2007	Variable description								
<p>Do you think that the public debate in your country is, in general, based on well established statistical evidence?</p> <table border="1"> <tr> <td>Public debate issues:</td> <td>yes</td> <td>undecided</td> <td>no</td> </tr> <tr> <td>Environment / energy (pollution)</td> <td>[1]</td> <td>[2]</td> <td>[3]</td> </tr> </table>	Public debate issues:	yes	undecided	no	Environment / energy (pollution)	[1]	[2]	[3]	
Public debate issues:	yes	undecided	no						
Environment / energy (pollution)	[1]	[2]	[3]						

Time span of the variable

1983	1984	1985	1986	1987	1988	1989	1990	1991	1992
1993	1994	1995	1996	1997	1998	1999	2000	2001	2002
2003	2004	2005	2006	2007	2008	2009	2010	2011	2012
2013	2014	2015	2016	2017	2018	2019	2020	2021	2022

Nr.	Name	Label	Survey period	Survey frequency
3.157)	sq_200701_6	public debate based on evidence: labour market	2007	Jan

Wording of the question

01/2007	Variable description								
<p>Do you think that the public debate in your country is, in general, based on well established statistical evidence?</p> <table border="1"> <tr> <td>Public debate issues:</td> <td>yes</td> <td>undecided</td> <td>no</td> </tr> <tr> <td>Labour market (employment, etc.)</td> <td>[1]</td> <td>[2]</td> <td>[3]</td> </tr> </table>	Public debate issues:	yes	undecided	no	Labour market (employment, etc.)	[1]	[2]	[3]	
Public debate issues:	yes	undecided	no						
Labour market (employment, etc.)	[1]	[2]	[3]						

Time span of the variable

1983	1984	1985	1986	1987	1988	1989	1990	1991	1992
1993	1994	1995	1996	1997	1998	1999	2000	2001	2002
2003	2004	2005	2006	2007	2008	2009	2010	2011	2012
2013	2014	2015	2016	2017	2018	2019	2020	2021	2022

Nr.	Name	Label	Survey period	Survey frequency
-----	------	-------	---------------	------------------

3.158)	sq_200701_7	public debate based on evidence: social conditions	2007	Jan
--------	-------------	--	------	-----

Wording of the question

01/2007	Variable description								
<p>Do you think that the public debate in your country is, in general, based on well established statistical evidence?</p> <table border="1"> <tr> <td>Public debate issues:</td> <td>yes</td> <td>undecided</td> <td>no</td> </tr> <tr> <td>Social conditions (poverty, etc.)</td> <td>[1]</td> <td>[2]</td> <td>[3]</td> </tr> </table>	Public debate issues:	yes	undecided	no	Social conditions (poverty, etc.)	[1]	[2]	[3]	
Public debate issues:	yes	undecided	no						
Social conditions (poverty, etc.)	[1]	[2]	[3]						

Time span of the variable

1983	1984	1985	1986	1987	1988	1989	1990	1991	1992
1993	1994	1995	1996	1997	1998	1999	2000	2001	2002
2003	2004	2005	2006	2007	2008	2009	2010	2011	2012
2013	2014	2015	2016	2017	2018	2019	2020	2021	2022

Nr.	Name	Label	Survey period	Survey frequency
-----	------	-------	---------------	------------------

3.159)	sq_200701_8	public debate based on evidence: security and safety	2007	Jan
--------	-------------	--	------	-----

Wording of the question

01/2007	Variable description								
<p>Do you think that the public debate in your country is, in general, based on well established statistical evidence?</p> <table border="1"> <tr> <td>Public debate issues:</td> <td>yes</td> <td>undecided</td> <td>no</td> </tr> <tr> <td>Security and safety (crime, etc.)</td> <td>[1]</td> <td>[2]</td> <td>[3]</td> </tr> </table>	Public debate issues:	yes	undecided	no	Security and safety (crime, etc.)	[1]	[2]	[3]	
Public debate issues:	yes	undecided	no						
Security and safety (crime, etc.)	[1]	[2]	[3]						

Time span of the variable

1983	1984	1985	1986	1987	1988	1989	1990	1991	1992
1993	1994	1995	1996	1997	1998	1999	2000	2001	2002
2003	2004	2005	2006	2007	2008	2009	2010	2011	2012

2013	2014	2015	2016	2017	2018	2019	2020	2021	2022
------	------	------	------	------	------	------	------	------	------

Nr.	Name	Label	Survey period	Survey frequency
-----	------	-------	---------------	------------------

3.160)	sq_200701_9	quality of information source: report	2007	Jan
--------	-------------	---------------------------------------	------	-----

Wording of the question

01/2007	Variable description			
<p>Please try to assess the quality of the official report or website that based on statistical indicators provides the public with a comprehensive view of your country's progress.</p>				
Report	very good [1]	good [2]	rather poor [3]	not available [4]

Time span of the variable

1983	1984	1985	1986	1987	1988	1989	1990	1991	1992
1993	1994	1995	1996	1997	1998	1999	2000	2001	2002
2003	2004	2005	2006	2007	2008	2009	2010	2011	2012
2013	2014	2015	2016	2017	2018	2019	2020	2021	2022

Nr.	Name	Label	Survey period	Survey frequency
-----	------	-------	---------------	------------------

3.161)	sq_200701_10	quality of information source: website	2007	Jan
--------	--------------	--	------	-----

Wording of the question

01/2007	Variable description			
<p>Please try to assess the quality of the official report or website that based on statistical indicators provides the public with a comprehensive view of your country's progress.</p>				
Website	very good [1]	good [2]	rather poor [3]	not available [4]

Time span of the variable

1983	1984	1985	1986	1987	1988	1989	1990	1991	1992
1993	1994	1995	1996	1997	1998	1999	2000	2001	2002
2003	2004	2005	2006	2007	2008	2009	2010	2011	2012
2013	2014	2015	2016	2017	2018	2019	2020	2021	2022

Nr.	Name	Label	Survey period	Survey frequency
-----	------	-------	---------------	------------------

Wording of the question

<p>04/2007</p> <p>How concerned are you about the new tide of investment protectionism, i.e., deliberate actions by governments to impede the flow of cross-border investment under the pretext of protecting "strategic sectors" or "preserving national security"?</p> <table border="1" style="margin-left: auto; margin-right: auto;"> <tr> <td style="text-align: center;">extremely con-cerned</td> <td style="text-align: center;">con-cerned</td> <td style="text-align: center;">not con- cerned</td> </tr> <tr> <td style="text-align: center;">[1]</td> <td style="text-align: center;">[2]</td> <td style="text-align: center;">[3]</td> </tr> <tr> <td style="text-align: center;"> </td> <td style="text-align: center;"> </td> <td style="text-align: center;"> </td> </tr> </table>	extremely con-cerned	con-cerned	not con- cerned	[1]	[2]	[3]				Variable description
extremely con-cerned	con-cerned	not con- cerned								
[1]	[2]	[3]								
Time span of the variable										
1983	1984	1985	1986	1987	1988	1989	1990	1991	1992	
1993	1994	1995	1996	1997	1998	1999	2000	2001	2002	
2003	2004	2005	2006	2007	2008	2009	2010	2011	2012	
2013	2014	2015	2016	2017	2018	2019	2020	2021	2022	

Nr.	Name	Label	Survey period	Survey frequency
-----	------	-------	---------------	------------------

Wording of the question

<p>04/2007</p> <p>How concerned are you about the new tide of investment protectionism, i.e., deliberate actions by governments to impede the flow of cross-border investment under the pretext of protecting "strategic sectors" or "preserving national security"?</p> <p>[...]</p> <p>If concerned, please rate the following potential sources of concern in terms of importance to business in your country?</p> <table border="1" style="margin-left: auto; margin-right: auto;"> <tr> <td style="text-align: center;">Damages investment climate</td> <td style="text-align: center;">most important</td> <td style="text-align: center;">...</td> <td style="text-align: center;">...</td> <td style="text-align: center;">...</td> <td style="text-align: center;">least important</td> </tr> <tr> <td style="text-align: center;"> </td> <td style="text-align: center;">[1]</td> <td style="text-align: center;">[2]</td> <td style="text-align: center;">[3]</td> <td style="text-align: center;">[4]</td> <td style="text-align: center;">[5]</td> </tr> <tr> <td style="text-align: center;"> </td> <td style="text-align: center;"> </td> <td style="text-align: center;"> </td> <td style="text-align: center;"> </td> <td style="text-align: center;"> </td> <td style="text-align: center;"> </td> </tr> </table>	Damages investment climate	most important	least important		[1]	[2]	[3]	[4]	[5]							Variable description
Damages investment climate	most important	least important														
	[1]	[2]	[3]	[4]	[5]														
Time span of the variable																			
1983	1984	1985	1986	1987	1988	1989	1990	1991	1992										
1993	1994	1995	1996	1997	1998	1999	2000	2001	2002										
2003	2004	2005	2006	2007	2008	2009	2010	2011	2012										
2013	2014	2015	2016	2017	2018	2019	2020	2021	2022										

Nr.	Name	Label	Survey period	Survey frequency
-----	------	-------	---------------	------------------

Wording of the question

04/2007						Variable description			
<p>How concerned are you about the new tide of investment protectionism, i.e., deliberate actions by governments to impede the flow of cross-border investment under the pretext of protecting "strategic sectors" or "preserving national security"?</p> <p>[...]</p> <p>If concerned, please rate the following potential sources of concern in terms of importance to business in your country?</p>									
Increases costs		most important	least important			
		[1]	[2]	[3]	[4]	[5]			

Time span of the variable

1983	1984	1985	1986	1987	1988	1989	1990	1991	1992
1993	1994	1995	1996	1997	1998	1999	2000	2001	2002
2003	2004	2005	2006	2007	2008	2009	2010	2011	2012
2013	2014	2015	2016	2017	2018	2019	2020	2021	2022

Nr.	Name	Label	Survey period	Survey frequency
3.165)	sq_200704_4	investment protectionism concerns: competitiveness	2007	Apr

Wording of the question

04/2007						Variable description			
<p>How concerned are you about the new tide of investment protectionism, i.e., deliberate actions by governments to impede the flow of cross-border investment under the pretext of protecting "strategic sectors" or "preserving national security"?</p> <p>[...]</p> <p>If concerned, please rate the following potential sources of concern in terms of importance to business in your country?</p>									
Decreases competitiveness		most important	least important			
		[1]	[2]	[3]	[4]	[5]			

Time span of the variable

1983	1984	1985	1986	1987	1988	1989	1990	1991	1992
1993	1994	1995	1996	1997	1998	1999	2000	2001	2002
2003	2004	2005	2006	2007	2008	2009	2010	2011	2012
2013	2014	2015	2016	2017	2018	2019	2020	2021	2022

Nr.	Name	Label	Survey period	Survey frequency
-----	------	-------	---------------	------------------

Wording of the question

04/2007						Variable description											
<p>How concerned are you about the new tide of investment protectionism, i.e., deliberate actions by governments to impede the flow of cross-border investment under the pretext of protecting "strategic sectors" or "preserving national security"?</p> <p>[...]</p> <p>If concerned, please rate the following potential sources of concern in terms of importance to business in your country?</p>																	
<table border="1"> <tr> <td rowspan="2">Forces companies to find alternative markets</td> <td>most important</td> <td>...</td> <td>...</td> <td>...</td> <td>least important</td> </tr> <tr> <td>[1]</td> <td>[2]</td> <td>[3]</td> <td>[4]</td> <td>[5]</td> </tr> </table>		Forces companies to find alternative markets	most important	least important	[1]	[2]	[3]	[4]	[5]					
Forces companies to find alternative markets	most important		least important											
	[1]	[2]	[3]	[4]	[5]												

Time span of the variable

1983	1984	1985	1986	1987	1988	1989	1990	1991	1992
1993	1994	1995	1996	1997	1998	1999	2000	2001	2002
2003	2004	2005	2006	2007	2008	2009	2010	2011	2012
2013	2014	2015	2016	2017	2018	2019	2020	2021	2022

Nr.	Name	Label	Survey period	Survey frequency
-----	------	-------	---------------	------------------

Wording of the question

07/2007				Variable description								
<p>The impact of counterfeiting on economic development, employment, consumer safety and other aspects of society are of such magnitude that it is essential to have a complete and comprehensive picture to fully understand the costs of counterfeiting and piracy.</p>												
<table border="1"> <tr> <td>strongly agree</td> <td>agree</td> <td>disagree</td> <td>strongly disagree</td> </tr> <tr> <td>[1]</td> <td>[2]</td> <td>[3]</td> <td>[4]</td> </tr> </table>		strongly agree	agree	disagree	strongly disagree	[1]	[2]	[3]	[4]			
strongly agree	agree	disagree	strongly disagree									
[1]	[2]	[3]	[4]									

Time span of the variable

1983	1984	1985	1986	1987	1988	1989	1990	1991	1992
1993	1994	1995	1996	1997	1998	1999	2000	2001	2002
2003	2004	2005	2006	2007	2008	2009	2010	2011	2012
2013	2014	2015	2016	2017	2018	2019	2020	2021	2022

Nr.	Name	Label	Survey period	Survey frequency
-----	------	-------	---------------	------------------

Wording of the question

07/2007	Variable description															
<p>No matter what the actual total cost of counterfeiting and piracy might be, the problem is of such magnitude that it requires strong and sustained actions from governments and businesses.</p>																
<table border="1"> <tr> <td>strongly agree</td> <td>agree</td> <td>disagree</td> <td>strongly disagree</td> </tr> <tr> <td>[1]</td> <td>[2]</td> <td>[3]</td> <td>[4]</td> </tr> <tr> <td> </td> <td> </td> <td> </td> <td> </td> </tr> </table>					strongly agree	agree	disagree	strongly disagree	[1]	[2]	[3]	[4]				
strongly agree	agree	disagree	strongly disagree													
[1]	[2]	[3]	[4]													

Time span of the variable

1983	1984	1985	1986	1987	1988	1989	1990	1991	1992
1993	1994	1995	1996	1997	1998	1999	2000	2001	2002
2003	2004	2005	2006	2007	2008	2009	2010	2011	2012
2013	2014	2015	2016	2017	2018	2019	2020	2021	2022

Nr.	Name	Label	Survey period	Survey frequency
3.169)	sq_200707_3	more resources and enforcement required against counterfeiting	2007	Jul

Wording of the question

07/2007	Variable description															
<p>The problem of counterfeiting and piracy will only be solved when national governments devote the necessary resources to provide stronger enforcement of the laws and establish penalties that provide true deterrents to criminal activity.</p>																
<table border="1"> <tr> <td>strongly agree</td> <td>agree</td> <td>disagree</td> <td>strongly disagree</td> </tr> <tr> <td>[1]</td> <td>[2]</td> <td>[3]</td> <td>[4]</td> </tr> <tr> <td> </td> <td> </td> <td> </td> <td> </td> </tr> </table>					strongly agree	agree	disagree	strongly disagree	[1]	[2]	[3]	[4]				
strongly agree	agree	disagree	strongly disagree													
[1]	[2]	[3]	[4]													

Time span of the variable

1983	1984	1985	1986	1987	1988	1989	1990	1991	1992
1993	1994	1995	1996	1997	1998	1999	2000	2001	2002
2003	2004	2005	2006	2007	2008	2009	2010	2011	2012
2013	2014	2015	2016	2017	2018	2019	2020	2021	2022

Nr.	Name	Label	Survey period	Survey frequency
3.170)	sq_200710_1	sovereign wealth funds concerns	2007	Oct

Wording of the question

10/2007	Variable description			
<p>Lately, large investment funds owned or controlled by certain governments have aroused concern - mainly on the grounds of security or political interference in business decisions - by taking over or buying important stakes in foreign private companies. How concerned are you that the activities of the so-called sovereign wealth funds will become an increasingly-used pretext to introduce protectionist restrictions on foreign inward investment?</p>				

very concerned [1]	con-cerned [2]	not concerned [3]

Time span of the variable

1983	1984	1985	1986	1987	1988	1989	1990	1991	1992
1993	1994	1995	1996	1997	1998	1999	2000	2001	2002
2003	2004	2005	2006	2007	2008	2009	2010	2011	2012
2013	2014	2015	2016	2017	2018	2019	2020	2021	2022

Nr.	Name	Label	Survey period	Survey frequency
-----	------	-------	---------------	------------------

3.171)	sq_200801_1	sub-prime credit crisis effects in first half of 2008	2008	Jan
--------	-------------	---	------	-----

Wording of the question

01/2008	<p>The US sub-prime credit crisis is spreading to other parts of the world. How much will the financial sector in your country be negatively affected in the first and in the second half of 2008?</p>				Variable description
	First half of 2008	very much [1]	much [2]	not so much [3]	practically not [4]

Time span of the variable

1983	1984	1985	1986	1987	1988	1989	1990	1991	1992
1993	1994	1995	1996	1997	1998	1999	2000	2001	2002
2003	2004	2005	2006	2007	2008	2009	2010	2011	2012
2013	2014	2015	2016	2017	2018	2019	2020	2021	2022

Nr.	Name	Label	Survey period	Survey frequency
-----	------	-------	---------------	------------------

3.172)	sq_200801_2	sub-prime credit crisis effects in second half of 2008	2008	Jan
--------	-------------	--	------	-----

Wording of the question

01/2008	<p>The US sub-prime credit crisis is spreading to other parts of the world. How much will the financial sector in your country be negatively affected in the first and in the second half of 2008?</p>				Variable description
	Second half of 2008	very much [1]	much [2]	not so much [3]	practically not [4]

Time span of the variable

1983	1984	1985	1986	1987	1988	1989	1990	1991	1992
1993	1994	1995	1996	1997	1998	1999	2000	2001	2002
2003	2004	2005	2006	2007	2008	2009	2010	2011	2012
2013	2014	2015	2016	2017	2018	2019	2020	2021	2022

Nr.	Name	Label	Survey period	Survey frequency
3.173)	sq_200801_3	internet shutdown impact	2008	Jan

Wording of the question

<p>01/2008</p> <p>If the Internet completely shut down for a day worldwide, what do you predict would be the impact on your country's economy?</p> <table border="1"> <tr> <td></td> <td>huge and lasting effects - business would incur major losses and costly damage to information infrastructure</td> <td>[1]</td> </tr> <tr> <td></td> <td>major impact, but business would continue to function</td> <td>[2]</td> </tr> <tr> <td></td> <td>minor impact - with periodic delays</td> <td>[3]</td> </tr> <tr> <td></td> <td>minimal - businesses would cope with little disruption</td> <td>[4]</td> </tr> </table>		huge and lasting effects - business would incur major losses and costly damage to information infrastructure	[1]		major impact, but business would continue to function	[2]		minor impact - with periodic delays	[3]		minimal - businesses would cope with little disruption	[4]	Variable description
	huge and lasting effects - business would incur major losses and costly damage to information infrastructure	[1]											
	major impact, but business would continue to function	[2]											
	minor impact - with periodic delays	[3]											
	minimal - businesses would cope with little disruption	[4]											

Time span of the variable

1983	1984	1985	1986	1987	1988	1989	1990	1991	1992
1993	1994	1995	1996	1997	1998	1999	2000	2001	2002
2003	2004	2005	2006	2007	2008	2009	2010	2011	2012
2013	2014	2015	2016	2017	2018	2019	2020	2021	2022

Nr.	Name	Label	Survey period	Survey frequency
3.174)	sq_200801_4	stakeholders developing internet functioning policies	2008	Jan

Wording of the question

<p>01/2008</p> <p>Should policies that affect the functioning of the Internet be developed with the input of all stakeholders, such as business, government, civil society and technical experts?</p> <table border="1"> <tr> <td></td> <td>yes, deeper, ongoing multistakeholder consultation required</td> <td>[1]</td> </tr> <tr> <td></td> <td>yes, but only periodic consultation is necessary with all stakeholders</td> <td>[2]</td> </tr> <tr> <td></td> <td>no consultation should be optional</td> <td>[3]</td> </tr> <tr> <td></td> <td>no, policy development regarding the Internet should be left to the local authorities</td> <td>[4]</td> </tr> </table>		yes, deeper, ongoing multistakeholder consultation required	[1]		yes, but only periodic consultation is necessary with all stakeholders	[2]		no consultation should be optional	[3]		no, policy development regarding the Internet should be left to the local authorities	[4]	Variable description
	yes, deeper, ongoing multistakeholder consultation required	[1]											
	yes, but only periodic consultation is necessary with all stakeholders	[2]											
	no consultation should be optional	[3]											
	no, policy development regarding the Internet should be left to the local authorities	[4]											

Time span of the variable

1983	1984	1985	1986	1987	1988	1989	1990	1991	1992
------	------	------	------	------	------	------	------	------	------

1993	1994	1995	1996	1997	1998	1999	2000	2001	2002
2003	2004	2005	2006	2007	2008	2009	2010	2011	2012
2013	2014	2015	2016	2017	2018	2019	2020	2021	2022

Nr.	Name	Label	Survey period	Survey frequency
3.175)	sq_200804_1	impact of successful Doha round negotiations	2008	Apr

Wording of the question

<p>04/2008</p> <p>If the Doha round of trade negotiations is successfully concluded in 2008, what impact will it have on the global economy?</p> <table border="1" style="margin-left: auto; margin-right: auto;"> <tr> <td style="text-align: center;">Very positive and noticeable impact</td> <td style="text-align: center;">Positive impact</td> <td style="text-align: center;">Rather small impact</td> <td style="text-align: center;">No impact on the global economy</td> </tr> <tr> <td style="text-align: center;">[1]</td> <td style="text-align: center;">[2]</td> <td style="text-align: center;">[3]</td> <td style="text-align: center;">[4]</td> </tr> </table>	Very positive and noticeable impact	Positive impact	Rather small impact	No impact on the global economy	[1]	[2]	[3]	[4]	Variable description
Very positive and noticeable impact	Positive impact	Rather small impact	No impact on the global economy						
[1]	[2]	[3]	[4]						

Time span of the variable

1983	1984	1985	1986	1987	1988	1989	1990	1991	1992
1993	1994	1995	1996	1997	1998	1999	2000	2001	2002
2003	2004	2005	2006	2007	2008	2009	2010	2011	2012
2013	2014	2015	2016	2017	2018	2019	2020	2021	2022

Nr.	Name	Label	Survey period	Survey frequency
3.176)	sq_200804_2	no conclusion due to lack of political will	2008	Apr

Wording of the question

<p>04/2008</p> <p>It has been frequently said that the Doha round of trade negotiations has not been concluded due to lack of political will. The leaders of the G8 nations and major emerging economies should take bold steps to reach an agreement in the first half of this year.</p> <table border="1" style="margin-left: auto; margin-right: auto;"> <tr> <td style="text-align: center;">Strongly agree</td> <td style="text-align: center;">Agree</td> <td style="text-align: center;">Mildly disagree</td> <td style="text-align: center;">Disagree</td> </tr> <tr> <td style="text-align: center;">[1]</td> <td style="text-align: center;">[2]</td> <td style="text-align: center;">[3]</td> <td style="text-align: center;">[4]</td> </tr> </table>	Strongly agree	Agree	Mildly disagree	Disagree	[1]	[2]	[3]	[4]	Variable description
Strongly agree	Agree	Mildly disagree	Disagree						
[1]	[2]	[3]	[4]						

Time span of the variable

1983	1984	1985	1986	1987	1988	1989	1990	1991	1992
1993	1994	1995	1996	1997	1998	1999	2000	2001	2002
2003	2004	2005	2006	2007	2008	2009	2010	2011	2012

2013	2014	2015	2016	2017	2018	2019	2020	2021	2022
------	------	------	------	------	------	------	------	------	------

Nr.	Name	Label	Survey period	Survey frequency
3.177)	sq_200807_1	negative effect of oil prices	2008	Jul

Wording of the question

07/2008	Oil prices over \$130 will negatively affect the company earnings in this country in the next six months.	Variable description								
<table border="1"> <tr> <td>strongly agree</td><td>agree</td><td>disagree</td><td>strongly disagree</td></tr> <tr> <td>[1]</td><td>[2]</td><td>[3]</td><td>[4]</td></tr> </table>		strongly agree	agree	disagree	strongly disagree	[1]	[2]	[3]	[4]	
strongly agree	agree	disagree	strongly disagree							
[1]	[2]	[3]	[4]							

Time span of the variable

1983	1984	1985	1986	1987	1988	1989	1990	1991	1992
1993	1994	1995	1996	1997	1998	1999	2000	2001	2002
2003	2004	2005	2006	2007	2008	2009	2010	2011	2012
2013	2014	2015	2016	2017	2018	2019	2020	2021	2022

Nr.	Name	Label	Survey period	Survey frequency
3.178)	sq_200807_2	other technologies due to oil prices	2008	Jul

Wording of the question

07/2008	Rising oil prices encourage companies in this country to invest in cleaner and more efficient technologies .	Variable description								
<table border="1"> <tr> <td>strongly agree</td><td>agree</td><td>disagree</td><td>strongly disagree</td></tr> <tr> <td>[1]</td><td>[2]</td><td>[3]</td><td>[4]</td></tr> </table>		strongly agree	agree	disagree	strongly disagree	[1]	[2]	[3]	[4]	
strongly agree	agree	disagree	strongly disagree							
[1]	[2]	[3]	[4]							

Time span of the variable

1983	1984	1985	1986	1987	1988	1989	1990	1991	1992
1993	1994	1995	1996	1997	1998	1999	2000	2001	2002
2003	2004	2005	2006	2007	2008	2009	2010	2011	2012
2013	2014	2015	2016	2017	2018	2019	2020	2021	2022

Nr.	Name	Label	Survey period	Survey frequency
3.179)	sq_200807_3	fossil fuel prices challenge enrgy needs	2008	Jul

Wording of the question

<p>07/2008</p> <p>Higher prices for other fossil fuel sources of energy (including coal and natural gas), which will move up in tandem with oil, will seriously impair the ability of the economy of this country to meet its energy needs.</p> <table border="1" style="margin-left: auto; margin-right: auto;"> <tr> <td style="text-align: center;">strongly agree</td> <td style="text-align: center;">agree</td> <td style="text-align: center;">disagree</td> <td style="text-align: center;">strongly disagree</td> </tr> <tr> <td style="text-align: center;">[1]</td> <td style="text-align: center;">[2]</td> <td style="text-align: center;">[3]</td> <td style="text-align: center;">[4]</td> </tr> <tr> <td style="text-align: center;"> </td> <td style="text-align: center;"> </td> <td style="text-align: center;"> </td> <td style="text-align: center;"> </td> </tr> </table>	strongly agree	agree	disagree	strongly disagree	[1]	[2]	[3]	[4]					Variable description
strongly agree	agree	disagree	strongly disagree										
[1]	[2]	[3]	[4]										

Time span of the variable

1983	1984	1985	1986	1987	1988	1989	1990	1991	1992
1993	1994	1995	1996	1997	1998	1999	2000	2001	2002
2003	2004	2005	2006	2007	2008	2009	2010	2011	2012
2013	2014	2015	2016	2017	2018	2019	2020	2021	2022

Nr.	Name	Label	Survey period	Survey frequency
3.180)	sq_200807_4	account imbalances due to oil prices	2008	Jul

Wording of the question

<p>07/2008</p> <p>Oil prices over \$130 will lead to unsustainably high current account imbalances in this country in the next six months.</p> <table border="1" style="margin-left: auto; margin-right: auto;"> <tr> <td style="text-align: center;">strongly agree</td> <td style="text-align: center;">agree</td> <td style="text-align: center;">disagree</td> <td style="text-align: center;">strongly disagree</td> </tr> <tr> <td style="text-align: center;">[1]</td> <td style="text-align: center;">[2]</td> <td style="text-align: center;">[3]</td> <td style="text-align: center;">[4]</td> </tr> <tr> <td style="text-align: center;"> </td> <td style="text-align: center;"> </td> <td style="text-align: center;"> </td> <td style="text-align: center;"> </td> </tr> </table>	strongly agree	agree	disagree	strongly disagree	[1]	[2]	[3]	[4]					Variable description
strongly agree	agree	disagree	strongly disagree										
[1]	[2]	[3]	[4]										

Time span of the variable

1983	1984	1985	1986	1987	1988	1989	1990	1991	1992
1993	1994	1995	1996	1997	1998	1999	2000	2001	2002
2003	2004	2005	2006	2007	2008	2009	2010	2011	2012
2013	2014	2015	2016	2017	2018	2019	2020	2021	2022

Nr.	Name	Label	Survey period	Survey frequency
3.181)	sq_200807_5	disequilibrium due to oil prices	2008	Jul

Wording of the question

<p>07/2008</p> <p>Oil prices over \$130 will create disequilibrium and enforce recessionary tendencies in the global economy in 2008.</p>	Variable description
--	----------------------

strongly agree	agree	disagree	strongly disagree
[1]	[2]	[3]	[4]

Time span of the variable

1983	1984	1985	1986	1987	1988	1989	1990	1991	1992
1993	1994	1995	1996	1997	1998	1999	2000	2001	2002
2003	2004	2005	2006	2007	2008	2009	2010	2011	2012
2013	2014	2015	2016	2017	2018	2019	2020	2021	2022

Nr.	Name	Label	Survey period	Survey frequency
-----	------	-------	---------------	------------------

3.182)	sq_200810_1	Doha round difficulties affect climate change agreements	2008	Oct
--------	-------------	--	------	-----

Wording of the question

10/2008	Variable description												
<p>The difficulties about international cooperation in the Doha Round negotiations can have negative impact on concluding intergovernmental agreements in climate change.</p> <table border="1"> <tr> <td>strongly agree</td> <td>agree</td> <td>mildly disagree</td> <td>disagree</td> </tr> <tr> <td>[1]</td> <td>[2]</td> <td>[3]</td> <td>[4]</td> </tr> <tr> <td></td> <td></td> <td></td> <td></td> </tr> </table>	strongly agree	agree	mildly disagree	disagree	[1]	[2]	[3]	[4]					
strongly agree	agree	mildly disagree	disagree										
[1]	[2]	[3]	[4]										

Time span of the variable

1983	1984	1985	1986	1987	1988	1989	1990	1991	1992
1993	1994	1995	1996	1997	1998	1999	2000	2001	2002
2003	2004	2005	2006	2007	2008	2009	2010	2011	2012
2013	2014	2015	2016	2017	2018	2019	2020	2021	2022

Nr.	Name	Label	Survey period	Survey frequency
-----	------	-------	---------------	------------------

3.183)	sq_200810_2	unilateral trade sanctions affect trade more than environment	2008	Oct
--------	-------------	---	------	-----

Wording of the question

10/2008	Variable description												
<p>Introducing unilateral trade sanctions to try to deal with competitiveness concerns provoked by differences in national climate change policies is more likely to damage international trade than to spread cleaner environmental practices.</p> <table border="1"> <tr> <td>strongly agree</td> <td>agree</td> <td>mildly disagree</td> <td>disagree</td> </tr> <tr> <td>[1]</td> <td>[2]</td> <td>[3]</td> <td>[4]</td> </tr> <tr> <td></td> <td></td> <td></td> <td></td> </tr> </table>	strongly agree	agree	mildly disagree	disagree	[1]	[2]	[3]	[4]					
strongly agree	agree	mildly disagree	disagree										
[1]	[2]	[3]	[4]										

Time span of the variable

1983	1984	1985	1986	1987	1988	1989	1990	1991	1992
1993	1994	1995	1996	1997	1998	1999	2000	2001	2002
2003	2004	2005	2006	2007	2008	2009	2010	2011	2012
2013	2014	2015	2016	2017	2018	2019	2020	2021	2022

Nr.	Name	Label	Survey period	Survey frequency
-----	------	-------	---------------	------------------

3.184)	sq_200901_1	Doha round potentially mitigating financial crisis impacts	2009	Jan
--------	-------------	--	------	-----

Wording of the question

<p>01/2009</p> <p>By successfully completing the Doha Round of multilateral trade negotiations, governments can take a significant step to help restore confidence in global markets and international cooperation, and create economic opportunities that will mitigate the impact of the financial crisis.</p> <table border="1" style="margin-left: auto; margin-right: auto;"> <tr> <td>Strongly agree</td> <td>Agree</td> <td>Mildly disagree</td> <td>disagree</td> </tr> <tr> <td>[1]</td> <td>[2]</td> <td>[3]</td> <td>[4]</td> </tr> <tr> <td></td> <td></td> <td></td> <td></td> </tr> </table>	Strongly agree	Agree	Mildly disagree	disagree	[1]	[2]	[3]	[4]					<p>Variable description</p>
Strongly agree	Agree	Mildly disagree	disagree										
[1]	[2]	[3]	[4]										

Time span of the variable

1983	1984	1985	1986	1987	1988	1989	1990	1991	1992
1993	1994	1995	1996	1997	1998	1999	2000	2001	2002
2003	2004	2005	2006	2007	2008	2009	2010	2011	2012
2013	2014	2015	2016	2017	2018	2019	2020	2021	2022

Nr.	Name	Label	Survey period	Survey frequency
-----	------	-------	---------------	------------------

3.185)	sq_200901_2	gov. should refrain from protectionist measures	2009	Jan
--------	-------------	---	------	-----

Wording of the question

<p>01/2009</p> <p>In the meantime, governments should refrain from protectionist measures that would cause further damage to an already very weak global economy.</p> <table border="1" style="margin-left: auto; margin-right: auto;"> <tr> <td>Strongly agree</td> <td>Agree</td> <td>Mildly disagree</td> <td>disagree</td> </tr> <tr> <td>[1]</td> <td>[2]</td> <td>[3]</td> <td>[4]</td> </tr> <tr> <td></td> <td></td> <td></td> <td></td> </tr> </table>	Strongly agree	Agree	Mildly disagree	disagree	[1]	[2]	[3]	[4]					<p>Variable description</p>
Strongly agree	Agree	Mildly disagree	disagree										
[1]	[2]	[3]	[4]										

Time span of the variable

1983	1984	1985	1986	1987	1988	1989	1990	1991	1992
1993	1994	1995	1996	1997	1998	1999	2000	2001	2002

2003	2004	2005	2006	2007	2008	2009	2010	2011	2012
2013	2014	2015	2016	2017	2018	2019	2020	2021	2022

Nr.	Name	Label	Survey period	Survey frequency
3.186)	sq_200901_3	gov. should expand gaurantees to exporters	2009	Jan

Wording of the question

01/2009	Variable description												
<p>A practical measure that governments should take immediately to get trade flowing again is to expand the scope and scale of guarantees to exporters by official export credit insurance agencies.</p> <table border="1"> <tr> <td>Strongly agree</td> <td>Agree</td> <td>Mildly disagree</td> <td>disagree</td> </tr> <tr> <td>[1]</td> <td>[2]</td> <td>[3]</td> <td>[4]</td> </tr> <tr> <td></td> <td></td> <td></td> <td></td> </tr> </table>	Strongly agree	Agree	Mildly disagree	disagree	[1]	[2]	[3]	[4]					
Strongly agree	Agree	Mildly disagree	disagree										
[1]	[2]	[3]	[4]										

Time span of the variable

1983	1984	1985	1986	1987	1988	1989	1990	1991	1992
1993	1994	1995	1996	1997	1998	1999	2000	2001	2002
2003	2004	2005	2006	2007	2008	2009	2010	2011	2012
2013	2014	2015	2016	2017	2018	2019	2020	2021	2022

Nr.	Name	Label	Survey period	Survey frequency
3.187)	sq_200904_1	losses due to piracy and counterfeiting	2009	Apr

Wording of the question

04/2009	Variable description												
<p>What is the relative importance for companies of losses due to counterfeiting and piracy in your country?</p> <table border="1"> <tr> <td>very important</td> <td>important</td> <td>less important</td> <td>not important</td> </tr> <tr> <td>[1]</td> <td>[2]</td> <td>[3]</td> <td>[4]</td> </tr> <tr> <td></td> <td></td> <td></td> <td></td> </tr> </table>	very important	important	less important	not important	[1]	[2]	[3]	[4]					
very important	important	less important	not important										
[1]	[2]	[3]	[4]										

Time span of the variable

1983	1984	1985	1986	1987	1988	1989	1990	1991	1992
1993	1994	1995	1996	1997	1998	1999	2000	2001	2002
2003	2004	2005	2006	2007	2008	2009	2010	2011	2012
2013	2014	2015	2016	2017	2018	2019	2020	2021	2022

Nr.	Name	Label	Survey period	Survey frequency
-----	------	-------	---------------	------------------

3.188) sq_200904_2 investment against piracy and counterfeiting 2009 Apr

Wording of the question

04/2009	Should companies invest more in upgrading corporate programs to limit counterfeiting and piracy?	Yes [1] <input type="checkbox"/> No [2] <input type="checkbox"/>	Variable description
---------	--	--	----------------------

Time span of the variable

1983	1984	1985	1986	1987	1988	1989	1990	1991	1992
1993	1994	1995	1996	1997	1998	1999	2000	2001	2002
2003	2004	2005	2006	2007	2008	2009	2010	2011	2012
2013	2014	2015	2016	2017	2018	2019	2020	2021	2022

Nr.	Name	Label	Survey period	Survey frequency
-----	------	-------	---------------	------------------

3.189) sq_200904_3 raise ip awareness 2009 Apr

Wording of the question

04/2009	Consumer demand for fake products is part of the problem. Should corporations upgrade consumer awareness efforts on the value of intellectual property and the merit of protecting it?	Yes [1] <input type="checkbox"/> No [2] <input type="checkbox"/>	Variable description
---------	--	--	----------------------

Time span of the variable

1983	1984	1985	1986	1987	1988	1989	1990	1991	1992
1993	1994	1995	1996	1997	1998	1999	2000	2001	2002
2003	2004	2005	2006	2007	2008	2009	2010	2011	2012
2013	2014	2015	2016	2017	2018	2019	2020	2021	2022

Nr.	Name	Label	Survey period	Survey frequency
-----	------	-------	---------------	------------------

3.190) sq_200907_1 policy measures against crisis 2009 Jul

Wording of the question

07/2009	How do you assess volume and structure of policy measures to fight financial and economic crisis in your country?	<table border="1"> <tr> <td>Fully sufficient</td> <td>More or less sufficient</td> <td>Not sufficient</td> </tr> <tr> <td>[1]</td> <td>[2]</td> <td>[3]</td> </tr> </table>	Fully sufficient	More or less sufficient	Not sufficient	[1]	[2]	[3]	Variable description
Fully sufficient	More or less sufficient	Not sufficient							
[1]	[2]	[3]							

Time span of the variable									
1983	1984	1985	1986	1987	1988	1989	1990	1991	1992
1993	1994	1995	1996	1997	1998	1999	2000	2001	2002
2003	2004	2005	2006	2007	2008	2009	2010	2011	2012
2013	2014	2015	2016	2017	2018	2019	2020	2021	2022

Nr.	Name	Label	Survey period	Survey frequency
3.191)	sq_200907_2	impact of recession on anti corruption measures	2009	Jul

Wording of the question

07/2009		Variable description									
<p>What do you predict will be the impact of the global recession on businesses' efforts to comply with anti - corruption measures?</p> <table border="1"> <tr> <td></td> <td>It will make businesses relax these efforts</td> <td>[1]</td> </tr> <tr> <td></td> <td>It will make businesses reinforce these efforts</td> <td>[2]</td> </tr> <tr> <td></td> <td>It will have a minimal impact on businesses' compliance with anti-corruption measures.</td> <td>[3]</td> </tr> </table>			It will make businesses relax these efforts	[1]		It will make businesses reinforce these efforts	[2]		It will have a minimal impact on businesses' compliance with anti-corruption measures.	[3]	
	It will make businesses relax these efforts	[1]									
	It will make businesses reinforce these efforts	[2]									
	It will have a minimal impact on businesses' compliance with anti-corruption measures.	[3]									
Time span of the variable											
1983	1984	1985	1986	1987	1988	1989	1990	1991	1992		
1993	1994	1995	1996	1997	1998	1999	2000	2001	2002		
2003	2004	2005	2006	2007	2008	2009	2010	2011	2012		
2013	2014	2015	2016	2017	2018	2019	2020	2021	2022		

Nr.	Name	Label	Survey period	Survey frequency
3.192)	sq_200910_1	low carbon economy opportunities	2009	Oct

Wording of the question

10/2009		Variable description								
<p>Do you agree that transition to a low carbon economy can bring about major opportunities (besides costs reduction) for businesses in your country?</p> <table border="1"> <tr> <td>strongly agree</td> <td>agree</td> <td>mildly disagree</td> <td>disagree</td> </tr> <tr> <td>[1]</td> <td>[2]</td> <td>[3]</td> <td>[4]</td> </tr> </table>		strongly agree	agree	mildly disagree	disagree	[1]	[2]	[3]	[4]	
strongly agree	agree	mildly disagree	disagree							
[1]	[2]	[3]	[4]							
Time span of the variable										
1983	1984	1985	1986	1987	1988	1989	1990	1991	1992	
1993	1994	1995	1996	1997	1998	1999	2000	2001	2002	

2003	2004	2005	2006	2007	2008	2009	2010	2011	2012
2013	2014	2015	2016	2017	2018	2019	2020	2021	2022

Nr.	Name	Label	Survey period	Survey frequency
3.193)	sq_200910_2	guidelines support the fight against climate change	2009	Oct

Wording of the question

10/2009	Variable description								
<p>Do you think that clear and transparent guidelines would help businesses in your country to innovate and to invest technologies designed to meet the challenges of climate change?</p> <table border="1"> <tr> <td>strongly agree</td> <td>agree</td> <td>mildly disagree</td> <td>disagree</td> </tr> <tr> <td>[1]</td> <td>[2]</td> <td>[3]</td> <td>[4]</td> </tr> </table>	strongly agree	agree	mildly disagree	disagree	[1]	[2]	[3]	[4]	
strongly agree	agree	mildly disagree	disagree						
[1]	[2]	[3]	[4]						

Time span of the variable

1983	1984	1985	1986	1987	1988	1989	1990	1991	1992
1993	1994	1995	1996	1997	1998	1999	2000	2001	2002
2003	2004	2005	2006	2007	2008	2009	2010	2011	2012
2013	2014	2015	2016	2017	2018	2019	2020	2021	2022

Nr.	Name	Label	Survey period	Survey frequency
3.194)	sq_201001_1	G20 leads to better coordination	2010	Jan

Wording of the question

01/2010	Variable description								
<p>Do you agree that the decision to make the G20 the premier forum for international economic cooperation will lead to better coordination of the world economy and help prevent future crises such as the recent wide-ranging financial debacle that provoked a global recession?</p> <table border="1"> <tr> <td>strongly agree</td> <td>agree</td> <td>mildly disagree</td> <td>disagree</td> </tr> <tr> <td>[1]</td> <td>[2]</td> <td>[3]</td> <td>[4]</td> </tr> </table>	strongly agree	agree	mildly disagree	disagree	[1]	[2]	[3]	[4]	
strongly agree	agree	mildly disagree	disagree						
[1]	[2]	[3]	[4]						

Time span of the variable

1983	1984	1985	1986	1987	1988	1989	1990	1991	1992
1993	1994	1995	1996	1997	1998	1999	2000	2001	2002
2003	2004	2005	2006	2007	2008	2009	2010	2011	2012
2013	2014	2015	2016	2017	2018	2019	2020	2021	2022

--	--	--	--	--	--

Nr.	Name	Label	Survey period	Survey frequency
3.195)	sq_201004_1	impact of stimulus package debt on economic recovery	2010	Apr

Wording of the question

<p>04/2010</p> <p>The massive public debts and deficits of many countries resulting from the economic stimulus packages implemented during the worldwide recession threaten to undermine the recovery that is underway. What impact do you think this issue will have on the economic recovery in your country? The negative impact will be:</p> <table border="1" style="margin-left: auto; margin-right: auto;"> <tr> <td>great</td> <td>moderate</td> <td>low</td> <td>no impact</td> </tr> <tr> <td>[1]</td> <td>[2]</td> <td>[3]</td> <td>[4]</td> </tr> <tr> <td></td> <td></td> <td></td> <td></td> </tr> </table>	great	moderate	low	no impact	[1]	[2]	[3]	[4]					Variable description																																																																				
great	moderate	low	no impact																																																																														
[1]	[2]	[3]	[4]																																																																														
<p>Time span of the variable</p> <table border="1"> <tr> <td>1983</td><td>1984</td><td>1985</td><td>1986</td><td>1987</td><td>1988</td><td>1989</td><td>1990</td><td>1991</td><td>1992</td> </tr> <tr> <td></td><td></td><td></td><td></td><td></td><td></td><td></td><td></td><td></td><td></td> </tr> <tr> <td>1993</td><td>1994</td><td>1995</td><td>1996</td><td>1997</td><td>1998</td><td>1999</td><td>2000</td><td>2001</td><td>2002</td> </tr> <tr> <td></td><td></td><td></td><td></td><td></td><td></td><td></td><td></td><td></td><td></td> </tr> <tr> <td>2003</td><td>2004</td><td>2005</td><td>2006</td><td>2007</td><td>2008</td><td>2009</td><td>2010</td><td>2011</td><td>2012</td> </tr> <tr> <td></td><td></td><td></td><td></td><td></td><td></td><td></td><td style="background-color: #003366;"></td><td></td><td></td> </tr> <tr> <td>2013</td><td>2014</td><td>2015</td><td>2016</td><td>2017</td><td>2018</td><td>2019</td><td>2020</td><td>2021</td><td>2022</td> </tr> <tr> <td></td><td></td><td></td><td></td><td></td><td></td><td></td><td></td><td></td><td></td> </tr> </table>		1983	1984	1985	1986	1987	1988	1989	1990	1991	1992											1993	1994	1995	1996	1997	1998	1999	2000	2001	2002											2003	2004	2005	2006	2007	2008	2009	2010	2011	2012											2013	2014	2015	2016	2017	2018	2019	2020	2021	2022										
1983	1984	1985	1986	1987	1988	1989	1990	1991	1992																																																																								
1993	1994	1995	1996	1997	1998	1999	2000	2001	2002																																																																								
2003	2004	2005	2006	2007	2008	2009	2010	2011	2012																																																																								
2013	2014	2015	2016	2017	2018	2019	2020	2021	2022																																																																								

Nr.	Name	Label	Survey period	Survey frequency
3.196)	sq_201007_1	cross-border trade vital for economic recovery	2010	Jul

Wording of the question

<p>07/2010</p> <p>Do you agree that increased cross-border trade and investment flows are vital to sustain the global economic recovery?</p> <table border="1" style="margin-left: auto; margin-right: auto;"> <tr> <td>strongly agree</td> <td>agree</td> <td>mildly disagree</td> <td>disagree</td> </tr> <tr> <td>[1]</td> <td>[2]</td> <td>[3]</td> <td>[4]</td> </tr> <tr> <td></td> <td></td> <td></td> <td></td> </tr> </table>	strongly agree	agree	mildly disagree	disagree	[1]	[2]	[3]	[4]					Variable description																																																																				
strongly agree	agree	mildly disagree	disagree																																																																														
[1]	[2]	[3]	[4]																																																																														
<p>Time span of the variable</p> <table border="1"> <tr> <td>1983</td><td>1984</td><td>1985</td><td>1986</td><td>1987</td><td>1988</td><td>1989</td><td>1990</td><td>1991</td><td>1992</td> </tr> <tr> <td></td><td></td><td></td><td></td><td></td><td></td><td></td><td></td><td></td><td></td> </tr> <tr> <td>1993</td><td>1994</td><td>1995</td><td>1996</td><td>1997</td><td>1998</td><td>1999</td><td>2000</td><td>2001</td><td>2002</td> </tr> <tr> <td></td><td></td><td></td><td></td><td></td><td></td><td></td><td></td><td></td><td></td> </tr> <tr> <td>2003</td><td>2004</td><td>2005</td><td>2006</td><td>2007</td><td>2008</td><td>2009</td><td>2010</td><td>2011</td><td>2012</td> </tr> <tr> <td></td><td></td><td></td><td></td><td></td><td></td><td></td><td style="background-color: #003366;"></td><td></td><td></td> </tr> <tr> <td>2013</td><td>2014</td><td>2015</td><td>2016</td><td>2017</td><td>2018</td><td>2019</td><td>2020</td><td>2021</td><td>2022</td> </tr> <tr> <td></td><td></td><td></td><td></td><td></td><td></td><td></td><td></td><td></td><td></td> </tr> </table>		1983	1984	1985	1986	1987	1988	1989	1990	1991	1992											1993	1994	1995	1996	1997	1998	1999	2000	2001	2002											2003	2004	2005	2006	2007	2008	2009	2010	2011	2012											2013	2014	2015	2016	2017	2018	2019	2020	2021	2022										
1983	1984	1985	1986	1987	1988	1989	1990	1991	1992																																																																								
1993	1994	1995	1996	1997	1998	1999	2000	2001	2002																																																																								
2003	2004	2005	2006	2007	2008	2009	2010	2011	2012																																																																								
2013	2014	2015	2016	2017	2018	2019	2020	2021	2022																																																																								

Nr.	Name	Label	Survey period	Survey frequency
3.197)	sq_201007_2	increasing cross-border trade/investment: eliminating protectionism	2010	Jul

Wording of the question

07/2010							Variable description			
What, according to your opinion, would help increase current levels of cross-border trade and investment most effectively in your country?										
elimination of protectionist practices			most important [1]	important [2]	less important [3]					
Time span of the variable										
1983	1984	1985	1986	1987	1988	1989	1990	1991	1992	
1993	1994	1995	1996	1997	1998	1999	2000	2001	2002	
2003	2004	2005	2006	2007	2008	2009	2010	2011	2012	
2013	2014	2015	2016	2017	2018	2019	2020	2021	2022	

Nr.	Name	Label	Survey period	Survey frequency
3.198)	sq_201007_3	increasing cross-border trade/investment: trade terms	2010	Jul

Wording of the question

07/2010							Variable description			
What, according to your opinion, would help increase current levels of cross-border trade and investment most effectively in your country?										
clearer trade terms and rules			most important [1]	important [2]	less important [3]					
Time span of the variable										
1983	1984	1985	1986	1987	1988	1989	1990	1991	1992	
1993	1994	1995	1996	1997	1998	1999	2000	2001	2002	
2003	2004	2005	2006	2007	2008	2009	2010	2011	2012	
2013	2014	2015	2016	2017	2018	2019	2020	2021	2022	

Nr.	Name	Label	Survey period	Survey frequency
3.199)	sq_201007_4	increasing cross-border trade/investment: trade finance	2010	Jul

Wording of the question

07/2010							Variable description			
What, according to your opinion, would help increase current levels of cross-border trade and investment most effectively in your country?										
greater availability of trade finance			most important [1]	important [2]	less important [3]					

greater availability of trade finance	[1]	[2]	[3]

Time span of the variable

1983	1984	1985	1986	1987	1988	1989	1990	1991	1992
1993	1994	1995	1996	1997	1998	1999	2000	2001	2002
2003	2004	2005	2006	2007	2008	2009	2010	2011	2012
2013	2014	2015	2016	2017	2018	2019	2020	2021	2022

Nr.	Name	Label	Survey period	Survey frequency
-----	------	-------	---------------	------------------

3.200)	sq_201007_5	increasing cross-border trade/investment: consumer demand	2010	Jul
--------	-------------	---	------	-----

Wording of the question

07/2010	Variable description								
<p>What, according to your opinion, would help increase current levels of cross-border trade and investment most effectively in your country?</p> <table border="1"> <tr> <td>increased consumer demand</td> <td>most important [1]</td> <td>important [2]</td> <td>less important [3]</td> </tr> <tr> <td></td> <td></td> <td></td> <td></td> </tr> </table>	increased consumer demand	most important [1]	important [2]	less important [3]					
increased consumer demand	most important [1]	important [2]	less important [3]						

Time span of the variable

1983	1984	1985	1986	1987	1988	1989	1990	1991	1992
1993	1994	1995	1996	1997	1998	1999	2000	2001	2002
2003	2004	2005	2006	2007	2008	2009	2010	2011	2012
2013	2014	2015	2016	2017	2018	2019	2020	2021	2022

Nr.	Name	Label	Survey period	Survey frequency
-----	------	-------	---------------	------------------

3.201)	sq_201007_6	increasing cross-border trade/investment: currency valuations	2010	Jul
--------	-------------	---	------	-----

Wording of the question

07/2010	Variable description								
<p>What, according to your opinion, would help increase current levels of cross-border trade and investment most effectively in your country?</p> <table border="1"> <tr> <td>more balanced currency valuations</td> <td>most important [1]</td> <td>important [2]</td> <td>less important [3]</td> </tr> <tr> <td></td> <td></td> <td></td> <td></td> </tr> </table>	more balanced currency valuations	most important [1]	important [2]	less important [3]					
more balanced currency valuations	most important [1]	important [2]	less important [3]						

Time span of the variable

1983	1984	1985	1986	1987	1988	1989	1990	1991	1992
------	------	------	------	------	------	------	------	------	------

1993	1994	1995	1996	1997	1998	1999	2000	2001	2002
2003	2004	2005	2006	2007	2008	2009	2010	2011	2012
2013	2014	2015	2016	2017	2018	2019	2020	2021	2022

Nr.	Name	Label	Survey period	Survey frequency
3.202)	sq_201010_1	common rules/standards facilitate int. trade	2010	Oct

Wording of the question

<p>10/2010</p> <p>International trade is facilitated by broad global use of common rules and standards, such as ICC's Incoterms rules (for example FOB or CIF)</p> <table border="1" style="margin-left: auto; margin-right: auto;"> <tr> <td style="text-align: center;">strongly agree</td> <td style="text-align: center;">agree</td> <td style="text-align: center;">disagree</td> </tr> <tr> <td style="text-align: center;">[1]</td> <td style="text-align: center;">[2]</td> <td style="text-align: center;">[3]</td> </tr> </table>	strongly agree	agree	disagree	[1]	[2]	[3]	Variable description
strongly agree	agree	disagree					
[1]	[2]	[3]					

Time span of the variable

1983	1984	1985	1986	1987	1988	1989	1990	1991	1992
1993	1994	1995	1996	1997	1998	1999	2000	2001	2002
2003	2004	2005	2006	2007	2008	2009	2010	2011	2012
2013	2014	2015	2016	2017	2018	2019	2020	2021	2022

Nr.	Name	Label	Survey period	Survey frequency
3.203)	sq_201010_2	implementing Incoterms rules into legislation	2010	Oct

Wording of the question

<p>10/2010</p> <p>Do you agree that the government of your country should adopt the Incoterms rules into national legislation?</p> <table border="1" style="margin-left: auto; margin-right: auto;"> <tr> <td style="text-align: center;">strongly agree</td> <td style="text-align: center;">agree</td> <td style="text-align: center;">disagree</td> </tr> <tr> <td style="text-align: center;">[1]</td> <td style="text-align: center;">[2]</td> <td style="text-align: center;">[3]</td> </tr> </table>	strongly agree	agree	disagree	[1]	[2]	[3]	Variable description
strongly agree	agree	disagree					
[1]	[2]	[3]					

Time span of the variable

1983	1984	1985	1986	1987	1988	1989	1990	1991	1992
1993	1994	1995	1996	1997	1998	1999	2000	2001	2002
2003	2004	2005	2006	2007	2008	2009	2010	2011	2012
2013	2014	2015	2016	2017	2018	2019	2020	2021	2022

--	--	--	--	--	--

Nr.	Name	Label	Survey period	Survey frequency
3.204)	sq_201101_1	currency wars signal of protectionism being a threat	2011	Jan

Wording of the question

<p>01/2011</p> <p>Do you agree that the so-called currency wars are a clear signal that protectionism is looming as a major threat to doing business internationally?</p> <table border="1" style="margin-left: auto; margin-right: auto;"> <tr> <td>strongly agree</td> <td>rather agree</td> <td>rather disagree</td> <td>strongly disagree</td> <td>don't know, no answer possible</td> </tr> <tr> <td>[1]</td> <td>[2]</td> <td>[3]</td> <td>[4]</td> <td>[5]</td> </tr> </table>	strongly agree	rather agree	rather disagree	strongly disagree	don't know, no answer possible	[1]	[2]	[3]	[4]	[5]	Variable description
strongly agree	rather agree	rather disagree	strongly disagree	don't know, no answer possible							
[1]	[2]	[3]	[4]	[5]							

Time span of the variable

1983	1984	1985	1986	1987	1988	1989	1990	1991	1992
1993	1994	1995	1996	1997	1998	1999	2000	2001	2002
2003	2004	2005	2006	2007	2008	2009	2010	2011	2012
2013	2014	2015	2016	2017	2018	2019	2020	2021	2022

Nr.	Name	Label	Survey period	Survey frequency
3.205)	sq_201104_1	G20 should play leadership role to: reduce global econ. imbalances	2011	Apr

Wording of the question

<p>04/2011</p> <p>Should business be urging the G20 forum to play a stronger leadership role</p> <table border="1" style="margin-left: auto; margin-right: auto;"> <tr> <td style="background-color: #e0f2f7;"> <p>to reduce global economic imbalances (e.g. current account surplus/deficit, etc.)?</p> </td> <td>strongly agree</td> <td>rather agree</td> <td>rather disagree</td> <td>strongly disagree</td> </tr> <tr> <td></td> <td>[1]</td> <td>[2]</td> <td>[3]</td> <td>[4]</td> </tr> </table>	<p>to reduce global economic imbalances (e.g. current account surplus/deficit, etc.)?</p>	strongly agree	rather agree	rather disagree	strongly disagree		[1]	[2]	[3]	[4]	Variable description
<p>to reduce global economic imbalances (e.g. current account surplus/deficit, etc.)?</p>	strongly agree	rather agree	rather disagree	strongly disagree							
	[1]	[2]	[3]	[4]							

Time span of the variable

1983	1984	1985	1986	1987	1988	1989	1990	1991	1992
1993	1994	1995	1996	1997	1998	1999	2000	2001	2002
2003	2004	2005	2006	2007	2008	2009	2010	2011	2012
2013	2014	2015	2016	2017	2018	2019	2020	2021	2022

Nr.	Name	Label	Survey period	Survey frequency
3.206)	sq_201104_2	G20 should play leadership role to: promote regulatory convergence	2011	Apr

Wording of the question

04/2011										Variable description
Should business be urging the G20 forum to play a stronger leadership role										
to promote regulatory convergence (e.g. financial market, environment, etc.)?										
	strongly agree	rather agree	rather disagree	strongly disagree						
	[1]	[2]	[3]	[4]						
Time span of the variable										
1983	1984	1985	1986	1987	1988	1989	1990	1991	1992	
1993	1994	1995	1996	1997	1998	1999	2000	2001	2002	
2003	2004	2005	2006	2007	2008	2009	2010	2011	2012	
2013	2014	2015	2016	2017	2018	2019	2020	2021	2022	

Nr.	Name	Label	Survey period	Survey frequency
-----	------	-------	---------------	------------------

3.207)	sq_201104_3	G20 and private sectors fighting corruption for economic growth	2011	Apr
--------	-------------	---	------	-----

Wording of the question

04/2011										Variable description
Can the G20's engagement with the private sector to strengthen corporate efforts in combating corruption help contribute to greater economic growth ?										
	strongly agree	rather agree	rather disagree	strongly disagree						
	[1]	[2]	[3]	[4]						
Time span of the variable										
1983	1984	1985	1986	1987	1988	1989	1990	1991	1992	
1993	1994	1995	1996	1997	1998	1999	2000	2001	2002	
2003	2004	2005	2006	2007	2008	2009	2010	2011	2012	
2013	2014	2015	2016	2017	2018	2019	2020	2021	2022	

Nr.	Name	Label	Survey period	Survey frequency
-----	------	-------	---------------	------------------

3.208)	sq_201107_1	G20 priorities: fighting protectionism	2011	Jul
--------	-------------	--	------	-----

Wording of the question

07/2011										Variable description
Among the policy issues listed below, what priority should the G20 give to each this year:										
	Fighting protectionism and concluding	most important	important	less important						

the Doha Round trade negotiations	[1]	[2]	[3]

Time span of the variable

1983	1984	1985	1986	1987	1988	1989	1990	1991	1992
1993	1994	1995	1996	1997	1998	1999	2000	2001	2002
2003	2004	2005	2006	2007	2008	2009	2010	2011	2012
2013	2014	2015	2016	2017	2018	2019	2020	2021	2022

Nr.	Name	Label	Survey period	Survey frequency
3.209)	sq_201107_2	G20 priorities: internat. monetary system reform	2011	Jul

Wording of the question

07/2011	Variable description												
<p>Among the policy issues listed below, what priority should the G20 give to each this year:</p> <table border="1"> <tr> <td>Reforming the international monetary system</td> <td>most important</td> <td>important</td> <td>less important</td> </tr> <tr> <td></td> <td>[1]</td> <td>[2]</td> <td>[3]</td> </tr> <tr> <td></td> <td></td> <td></td> <td></td> </tr> </table>	Reforming the international monetary system	most important	important	less important		[1]	[2]	[3]					
Reforming the international monetary system	most important	important	less important										
	[1]	[2]	[3]										

Time span of the variable

1983	1984	1985	1986	1987	1988	1989	1990	1991	1992
1993	1994	1995	1996	1997	1998	1999	2000	2001	2002
2003	2004	2005	2006	2007	2008	2009	2010	2011	2012
2013	2014	2015	2016	2017	2018	2019	2020	2021	2022

Nr.	Name	Label	Survey period	Survey frequency
3.210)	sq_201107_3	G20 priorities: improving fiancial regulation	2011	Jul

Wording of the question

07/2011	Variable description												
<p>Among the policy issues listed below, what priority should the G20 give to each this year:</p> <table border="1"> <tr> <td>Improving financial regulation</td> <td>most important</td> <td>important</td> <td>less important</td> </tr> <tr> <td></td> <td>[1]</td> <td>[2]</td> <td>[3]</td> </tr> <tr> <td></td> <td></td> <td></td> <td></td> </tr> </table>	Improving financial regulation	most important	important	less important		[1]	[2]	[3]					
Improving financial regulation	most important	important	less important										
	[1]	[2]	[3]										

Time span of the variable

1983	1984	1985	1986	1987	1988	1989	1990	1991	1992
1993	1994	1995	1996	1997	1998	1999	2000	2001	2002

2003	2004	2005	2006	2007	2008	2009	2010	2011	2012
2013	2014	2015	2016	2017	2018	2019	2020	2021	2022

Nr.	Name	Label	Survey period	Survey frequency
3.211)	sq_201107_4	G20 priorities: green growth	2011	Jul

Wording of the question

07/2011	Variable description								
<p>Among the policy issues listed below, what priority should the G20 give to each this year:</p> <table border="1" style="margin-left: auto; margin-right: auto;"> <tr> <td style="background-color: #e0f2f7;">Promoting green growth</td> <td style="background-color: #e0f2f7;">most important [1]</td> <td style="background-color: #e0f2f7;">important [2]</td> <td style="background-color: #e0f2f7;">less important [3]</td> </tr> <tr> <td></td> <td></td> <td></td> <td></td> </tr> </table>	Promoting green growth	most important [1]	important [2]	less important [3]					
Promoting green growth	most important [1]	important [2]	less important [3]						

Time span of the variable

1983	1984	1985	1986	1987	1988	1989	1990	1991	1992
1993	1994	1995	1996	1997	1998	1999	2000	2001	2002
2003	2004	2005	2006	2007	2008	2009	2010	2011	2012
2013	2014	2015	2016	2017	2018	2019	2020	2021	2022

Nr.	Name	Label	Survey period	Survey frequency
3.212)	sq_201107_5	G20 priorities: combat climate change	2011	Jul

Wording of the question

07/2011	Variable description								
<p>Among the policy issues listed below, what priority should the G20 give to each this year:</p> <table border="1" style="margin-left: auto; margin-right: auto;"> <tr> <td style="background-color: #e0f2f7;">Pushing ahead with the UN-led efforts to combat climate change</td> <td style="background-color: #e0f2f7;">most important [1]</td> <td style="background-color: #e0f2f7;">important [2]</td> <td style="background-color: #e0f2f7;">less important [3]</td> </tr> <tr> <td></td> <td></td> <td></td> <td></td> </tr> </table>	Pushing ahead with the UN-led efforts to combat climate change	most important [1]	important [2]	less important [3]					
Pushing ahead with the UN-led efforts to combat climate change	most important [1]	important [2]	less important [3]						

Time span of the variable

1983	1984	1985	1986	1987	1988	1989	1990	1991	1992
1993	1994	1995	1996	1997	1998	1999	2000	2001	2002
2003	2004	2005	2006	2007	2008	2009	2010	2011	2012
2013	2014	2015	2016	2017	2018	2019	2020	2021	2022

Nr.	Name	Label	Survey period	Survey frequency
-----	------	-------	---------------	------------------

3.213)	sq_201107_6	G20 priorities: internat. cooperation against corruption	2011	Jul
--------	-------------	--	------	-----

Wording of the question

07/2011	Variable description							
<p>Among the policy issues listed below, what priority should the G20 give to each this year:</p> <table border="1"> <tr> <td rowspan="2">Strengthening international cooperation against corruption in business transactions</td> <td>most important</td> <td>important</td> <td>less important</td> </tr> <tr> <td>[1]</td> <td>[2]</td> <td>[3]</td> </tr> </table>	Strengthening international cooperation against corruption in business transactions	most important	important	less important	[1]	[2]	[3]	
Strengthening international cooperation against corruption in business transactions		most important	important	less important				
	[1]	[2]	[3]					

Time span of the variable

1983	1984	1985	1986	1987	1988	1989	1990	1991	1992
1993	1994	1995	1996	1997	1998	1999	2000	2001	2002
2003	2004	2005	2006	2007	2008	2009	2010	2011	2012
2013	2014	2015	2016	2017	2018	2019	2020	2021	2022

Nr.	Name	Label	Survey period	Survey frequency
-----	------	-------	---------------	------------------

3.214)	sq_201107_7	G20 priorities: price volatility	2011	Jul
--------	-------------	----------------------------------	------	-----

Wording of the question

07/2011	Variable description							
<p>Among the policy issues listed below, what priority should the G20 give to each this year:</p> <table border="1"> <tr> <td rowspan="2">Reducing price volatility in commodities</td> <td>most important</td> <td>important</td> <td>less important</td> </tr> <tr> <td>[1]</td> <td>[2]</td> <td>[3]</td> </tr> </table>	Reducing price volatility in commodities	most important	important	less important	[1]	[2]	[3]	
Reducing price volatility in commodities		most important	important	less important				
	[1]	[2]	[3]					

Time span of the variable

1983	1984	1985	1986	1987	1988	1989	1990	1991	1992
1993	1994	1995	1996	1997	1998	1999	2000	2001	2002
2003	2004	2005	2006	2007	2008	2009	2010	2011	2012
2013	2014	2015	2016	2017	2018	2019	2020	2021	2022

Nr.	Name	Label	Survey period	Survey frequency
-----	------	-------	---------------	------------------

3.215)	sq_201107_8	G20 priorities: coordination against external payment imbalances	2011	Jul
--------	-------------	--	------	-----

Wording of the question

07/2011	Variable description
<p>Among the policy issues listed below, what priority should the G20 give to each this year:</p>	

Improving coordination to reduce large imbalances in countries' external payments	most important [1]	important [2]	less important [3]

Time span of the variable

1983	1984	1985	1986	1987	1988	1989	1990	1991	1992
1993	1994	1995	1996	1997	1998	1999	2000	2001	2002
2003	2004	2005	2006	2007	2008	2009	2010	2011	2012
2013	2014	2015	2016	2017	2018	2019	2020	2021	2022

Nr.	Name	Label	Survey period	Survey frequency
3.216)	sq_201107_9	G20 priorities: unemployment	2011	Jul

Wording of the question

07/2011	Variable description																																								
<p>Among the policy issues listed below, what priority should the G20 give to each this year:</p> <table border="1"> <tr> <td rowspan="2">Fighting unemployment by creating productive jobs</td> <td>most important [1]</td> <td>important [2]</td> <td>less important [3]</td> </tr> <tr> <td></td> <td></td> <td></td> </tr> </table>	Fighting unemployment by creating productive jobs	most important [1]	important [2]	less important [3]																																					
Fighting unemployment by creating productive jobs		most important [1]	important [2]	less important [3]																																					
Time span of the variable																																									
<table border="1"> <tr><td>1983</td><td>1984</td><td>1985</td><td>1986</td><td>1987</td><td>1988</td><td>1989</td><td>1990</td><td>1991</td><td>1992</td></tr> <tr><td>1993</td><td>1994</td><td>1995</td><td>1996</td><td>1997</td><td>1998</td><td>1999</td><td>2000</td><td>2001</td><td>2002</td></tr> <tr><td>2003</td><td>2004</td><td>2005</td><td>2006</td><td>2007</td><td>2008</td><td>2009</td><td>2010</td><td>2011</td><td>2012</td></tr> <tr><td>2013</td><td>2014</td><td>2015</td><td>2016</td><td>2017</td><td>2018</td><td>2019</td><td>2020</td><td>2021</td><td>2022</td></tr> </table>		1983	1984	1985	1986	1987	1988	1989	1990	1991	1992	1993	1994	1995	1996	1997	1998	1999	2000	2001	2002	2003	2004	2005	2006	2007	2008	2009	2010	2011	2012	2013	2014	2015	2016	2017	2018	2019	2020	2021	2022
1983	1984	1985	1986	1987	1988	1989	1990	1991	1992																																
1993	1994	1995	1996	1997	1998	1999	2000	2001	2002																																
2003	2004	2005	2006	2007	2008	2009	2010	2011	2012																																
2013	2014	2015	2016	2017	2018	2019	2020	2021	2022																																

Nr.	Name	Label	Survey period	Survey frequency
3.217)	sq_201107_10	G20 priorities: direct investment across frontiers	2011	Jul

Wording of the question

07/2011	Variable description										
<p>Among the policy issues listed below, what priority should the G20 give to each this year:</p> <table border="1"> <tr> <td rowspan="2">Improving the framework for encouraging direct investment across frontiers</td> <td>most important [1]</td> <td>important [2]</td> <td>less important [3]</td> </tr> <tr> <td></td> <td></td> <td></td> </tr> </table>	Improving the framework for encouraging direct investment across frontiers	most important [1]	important [2]	less important [3]							
Improving the framework for encouraging direct investment across frontiers		most important [1]	important [2]	less important [3]							
Time span of the variable											
<table border="1"> <tr><td>1983</td><td>1984</td><td>1985</td><td>1986</td><td>1987</td><td>1988</td><td>1989</td><td>1990</td><td>1991</td><td>1992</td></tr> </table>		1983	1984	1985	1986	1987	1988	1989	1990	1991	1992
1983	1984	1985	1986	1987	1988	1989	1990	1991	1992		

1993	1994	1995	1996	1997	1998	1999	2000	2001	2002
2003	2004	2005	2006	2007	2008	2009	2010	2011	2012
2013	2014	2015	2016	2017	2018	2019	2020	2021	2022

Nr.	Name	Label	Survey period	Survey frequency
3.218)	sq_201107_11	G20 priorities: other	2011	Jul

Wording of the question

<p>07/2011</p> <p>Among the policy issues listed below, what priority should the G20 give to each this year:</p> <table border="1" style="margin-left: auto; margin-right: auto;"> <tr> <td style="width: 200px; height: 40px; vertical-align: top;">Others, please specify _____</td> <td style="width: 60px; text-align: center;">most important [1]</td> <td style="width: 60px; text-align: center;">important [2]</td> <td style="width: 60px; text-align: center;">less important [3]</td> </tr> <tr> <td style="height: 20px;"></td> <td></td> <td></td> <td></td> </tr> </table>	Others, please specify _____	most important [1]	important [2]	less important [3]					Variable description																																
Others, please specify _____	most important [1]	important [2]	less important [3]																																						
<p>Time span of the variable</p> <table border="1"> <tr><td>1983</td><td>1984</td><td>1985</td><td>1986</td><td>1987</td><td>1988</td><td>1989</td><td>1990</td><td>1991</td><td>1992</td></tr> <tr><td>1993</td><td>1994</td><td>1995</td><td>1996</td><td>1997</td><td>1998</td><td>1999</td><td>2000</td><td>2001</td><td>2002</td></tr> <tr><td>2003</td><td>2004</td><td>2005</td><td>2006</td><td>2007</td><td>2008</td><td>2009</td><td>2010</td><td>2011</td><td>2012</td></tr> <tr><td>2013</td><td>2014</td><td>2015</td><td>2016</td><td>2017</td><td>2018</td><td>2019</td><td>2020</td><td>2021</td><td>2022</td></tr> </table>		1983	1984	1985	1986	1987	1988	1989	1990	1991	1992	1993	1994	1995	1996	1997	1998	1999	2000	2001	2002	2003	2004	2005	2006	2007	2008	2009	2010	2011	2012	2013	2014	2015	2016	2017	2018	2019	2020	2021	2022
1983	1984	1985	1986	1987	1988	1989	1990	1991	1992																																
1993	1994	1995	1996	1997	1998	1999	2000	2001	2002																																
2003	2004	2005	2006	2007	2008	2009	2010	2011	2012																																
2013	2014	2015	2016	2017	2018	2019	2020	2021	2022																																

Nr.	Name	Label	Survey period	Survey frequency
3.219)	sq_201110_1	awareness of ICANN programme approval	2011	Oct

Wording of the question

<p>10/2011</p> <p>In June 2011, the Internet Corporation for Assigned Names and Numbers (ICANN) approved a programme to allow companies, organizations and communities to apply to operate an Internet domain name ending that corresponds to words or phrases, including an organization's name or brand. This means that companies, instead of having their brand or name before the ".com", could apply for a domain name extension that ends with their own brand name - effectively staking out their own piece of the Internet and allowing for a greater choice of possible domain names.</p> <p>a)Were you previously aware that ICANN had approved this programme for new domain name extensions?</p> <p style="text-align: center;">yes [1] <input type="checkbox"/> no [2] <input type="checkbox"/></p>	Variable description																														
<p>Time span of the variable</p> <table border="1"> <tr><td>1983</td><td>1984</td><td>1985</td><td>1986</td><td>1987</td><td>1988</td><td>1989</td><td>1990</td><td>1991</td><td>1992</td></tr> <tr><td>1993</td><td>1994</td><td>1995</td><td>1996</td><td>1997</td><td>1998</td><td>1999</td><td>2000</td><td>2001</td><td>2002</td></tr> <tr><td>2003</td><td>2004</td><td>2005</td><td>2006</td><td>2007</td><td>2008</td><td>2009</td><td>2010</td><td>2011</td><td>2012</td></tr> </table>		1983	1984	1985	1986	1987	1988	1989	1990	1991	1992	1993	1994	1995	1996	1997	1998	1999	2000	2001	2002	2003	2004	2005	2006	2007	2008	2009	2010	2011	2012
1983	1984	1985	1986	1987	1988	1989	1990	1991	1992																						
1993	1994	1995	1996	1997	1998	1999	2000	2001	2002																						
2003	2004	2005	2006	2007	2008	2009	2010	2011	2012																						

2013	2014	2015	2016	2017	2018	2019	2020	2021	2022
------	------	------	------	------	------	------	------	------	------

Nr.	Name	Label	Survey period	Survey frequency
-----	------	-------	---------------	------------------

3.220)	sq_201110_2	sufficiently informed about ICANN programme approval	2011	Oct
--------	-------------	---	------	-----

Wording of the question

10/2011	Variable description
<p>In June 2011, the Internet Corporation for Assigned Names and Numbers (ICANN) approved a programme to allow companies, organizations and communities to apply to operate an Internet domain name ending that corresponds to words or phrases, including an organization's name or brand. This means that companies, instead of having their brand or name before the ".com", could apply for a domain name extension that ends with their own brand name - effectively staking out their own piece of the Internet and allowing for a greater choice of possible domain names.</p> <p>b) If you are aware of this new programme, do you feel that you have enough information about it?</p> <p>yes [1] <input type="text"/> no [2] <input type="text"/></p>	

Time span of the variable

1983	1984	1985	1986	1987	1988	1989	1990	1991	1992
1993	1994	1995	1996	1997	1998	1999	2000	2001	2002
2003	2004	2005	2006	2007	2008	2009	2010	2011	2012
2013	2014	2015	2016	2017	2018	2019	2020	2021	2022

Nr.	Name	Label	Survey period	Survey frequency
-----	------	-------	---------------	------------------

3.221)	sq_201110_3	business opportunities due to ICANN programme	2011	Oct
--------	-------------	---	------	-----

Wording of the question

10/2011	Variable description
<p>In June 2011, the Internet Corporation for Assigned Names and Numbers (ICANN) approved a programme to allow companies, organizations and communities to apply to operate an Internet domain name ending that corresponds to words or phrases, including an organization's name or brand. This means that companies, instead of having their brand or name before the ".com", could apply for a domain name extension that ends with their own brand name - effectively staking out their own piece of the Internet and allowing for a greater choice of possible domain names.</p> <p>c) Do you believe that this new programme for domain name extensions offers a significant business opportunity to enterprises?</p> <p>yes [1] <input type="text"/> no [2] <input type="text"/> probably [3] <input type="text"/></p>	

Time span of the variable

1983	1984	1985	1986	1987	1988	1989	1990	1991	1992
1993	1994	1995	1996	1997	1998	1999	2000	2001	2002
2003	2004	2005	2006	2007	2008	2009	2010	2011	2012
2013	2014	2015	2016	2017	2018	2019	2020	2021	2022

Nr.	Name	Label	Survey period	Survey frequency
-----	------	-------	---------------	------------------

3.222) sq_201201_1 damage due to collapsing Eurozone: short term 2012 Jan

Wording of the question

<p>01/2012</p> <p>How damaging would it be for the world economy and global business if the Eurozone collapsed and all member countries returned to purely national currencies?</p> <table border="1" style="margin-left: auto; margin-right: auto;"> <tr> <td style="background-color: #e0f2f7;">in the short-term (1-3 years)</td> <td style="background-color: #e0f2f7;">very [1]</td> <td style="background-color: #e0f2f7;">mode-rately [2]</td> <td style="background-color: #e0f2f7;">slightly [3]</td> </tr> <tr> <td style="background-color: #e0f2f7;"></td> <td style="background-color: #e0f2f7;"></td> <td style="background-color: #e0f2f7;"></td> <td style="background-color: #e0f2f7;"></td> </tr> </table>	in the short-term (1-3 years)	very [1]	mode-rately [2]	slightly [3]					Variable description
in the short-term (1-3 years)	very [1]	mode-rately [2]	slightly [3]						

Time span of the variable

1983	1984	1985	1986	1987	1988	1989	1990	1991	1992
1993	1994	1995	1996	1997	1998	1999	2000	2001	2002
2003	2004	2005	2006	2007	2008	2009	2010	2011	2012
2013	2014	2015	2016	2017	2018	2019	2020	2021	2022

Nr.	Name	Label	Survey period	Survey frequency
-----	------	-------	---------------	------------------

3.223) sq_201201_2 damage due to collapsing Eurozone: mid- and long-term 2012 Jan

Wording of the question

<p>01/2012</p> <p>How damaging would it be for the world economy and global business if the Eurozone collapsed and all member countries returned to purely national currencies?</p> <table border="1" style="margin-left: auto; margin-right: auto;"> <tr> <td style="background-color: #e0f2f7;">in the mid- and long-term (more than 3 years)</td> <td style="background-color: #e0f2f7;">very [1]</td> <td style="background-color: #e0f2f7;">mode-rately [2]</td> <td style="background-color: #e0f2f7;">slightly [3]</td> </tr> <tr> <td style="background-color: #e0f2f7;"></td> <td style="background-color: #e0f2f7;"></td> <td style="background-color: #e0f2f7;"></td> <td style="background-color: #e0f2f7;"></td> </tr> </table>	in the mid- and long-term (more than 3 years)	very [1]	mode-rately [2]	slightly [3]					Variable description
in the mid- and long-term (more than 3 years)	very [1]	mode-rately [2]	slightly [3]						

Time span of the variable

1983	1984	1985	1986	1987	1988	1989	1990	1991	1992
1993	1994	1995	1996	1997	1998	1999	2000	2001	2002
2003	2004	2005	2006	2007	2008	2009	2010	2011	2012
2013	2014	2015	2016	2017	2018	2019	2020	2021	2022

Nr.	Name	Label	Survey period	Survey frequency
-----	------	-------	---------------	------------------

3.224) sq_201204_1 sufficient multilateral coop. by gov. on environmental issues 2012 Apr

Wording of the question

04/2012										Variable description																																
<p>Twenty years ago, a path-breaking UN summit in Rio de Janeiro called upon the world to foster economic growth and sustainable development in all countries to better address environmental degradation. As governments, business and civil society prepare to gather again in Rio (Rio+20) to assess progress made towards sustainable development over the past two decades, to what extent do you agree with the following statements?</p>																																										
<table border="1"> <tr> <td rowspan="2">There has been sufficient multilateral cooperation by governments on environmental issues</td> <td>agree</td> <td>agree partially</td> <td>do not agree at all</td> <td colspan="7"></td> </tr> <tr> <td>[1]</td> <td>[2]</td> <td>[3]</td> <td colspan="7"></td> </tr> <tr> <td colspan="4"></td> <td colspan="7"></td> </tr> </table>										There has been sufficient multilateral cooperation by governments on environmental issues	agree	agree partially	do not agree at all								[1]	[2]	[3]																			
There has been sufficient multilateral cooperation by governments on environmental issues	agree	agree partially	do not agree at all																																							
	[1]	[2]	[3]																																							
Time span of the variable																																										
1983	1984	1985	1986	1987	1988	1989	1990	1991	1992																																	
1993	1994	1995	1996	1997	1998	1999	2000	2001	2002																																	
2003	2004	2005	2006	2007	2008	2009	2010	2011	2012																																	
2013	2014	2015	2016	2017	2018	2019	2020	2021	2022																																	

Nr.	Name	Label	Survey period	Survey frequency
3.225)	sq_201204_2	successful integration of environmental impact into business practices	2012	Apr

Wording of the question

04/2012										Variable description																																
<p>Twenty years ago, a path-breaking UN summit in Rio de Janeiro called upon the world to foster economic growth and sustainable development in all countries to better address environmental degradation. As governments, business and civil society prepare to gather again in Rio (Rio+20) to assess progress made towards sustainable development over the past two decades, to what extent do you agree with the following statements?</p>																																										
<table border="1"> <tr> <td rowspan="2">Business has succeeded in integrating environmental impacts into ist business practices</td> <td>agree</td> <td>agree partially</td> <td>do not agree at all</td> <td colspan="7"></td> </tr> <tr> <td>[1]</td> <td>[2]</td> <td>[3]</td> <td colspan="7"></td> </tr> <tr> <td colspan="4"></td> <td colspan="7"></td> </tr> </table>										Business has succeeded in integrating environmental impacts into ist business practices	agree	agree partially	do not agree at all								[1]	[2]	[3]																			
Business has succeeded in integrating environmental impacts into ist business practices	agree	agree partially	do not agree at all																																							
	[1]	[2]	[3]																																							
Time span of the variable																																										
1983	1984	1985	1986	1987	1988	1989	1990	1991	1992																																	
1993	1994	1995	1996	1997	1998	1999	2000	2001	2002																																	
2003	2004	2005	2006	2007	2008	2009	2010	2011	2012																																	
2013	2014	2015	2016	2017	2018	2019	2020	2021	2022																																	

Nr.	Name	Label	Survey period	Survey frequency
3.226)	sq_201204_3	Rio+20 outcomes: multilat. environmental governance	2012	Apr

Wording of the question

04/2012										Variable description
---------	--	--	--	--	--	--	--	--	--	----------------------

Twenty years ago, a path-breaking UN summit in Rio de Janeiro called upon the world to foster economic growth and sustainable development in all countries to better address environmental degradation. As governments, business and civil society prepare to gather again in Rio (Rio+20) to assess progress made towards sustainable development over the past two decades, to what extent do you agree with the following statements?

The main outcomes from Rio+20 to promote sustainable development and alleviate poverty should be:

enhanced multilateral environmental governance	agree [1]	agree partially [2]	do not agree at all [3]

Time span of the variable

1983	1984	1985	1986	1987	1988	1989	1990	1991	1992
1993	1994	1995	1996	1997	1998	1999	2000	2001	2002
2003	2004	2005	2006	2007	2008	2009	2010	2011	2012
2013	2014	2015	2016	2017	2018	2019	2020	2021	2022

Nr.	Name	Label	Survey period	Survey frequency
3.227)	sq_201204_4	Rio+20 outcomes: private sector in decision-making	2012	Apr

Wording of the question

04/2012	<p>Twenty years ago, a path-breaking UN summit in Rio de Janeiro called upon the world to foster economic growth and sustainable development in all countries to better address environmental degradation. As governments, business and civil society prepare to gather again in Rio (Rio+20) to assess progress made towards sustainable development over the past two decades, to what extent do you agree with the following statements?</p> <p>The main outcomes from Rio+20 to promote sustainable development and alleviate poverty should be:</p> <table border="1"> <tr> <td rowspan="2">a greater role for the private sector in the decision-making process</td> <td>agree [1]</td> <td>agree partially [2]</td> <td>do not agree at all [3]</td> </tr> <tr> <td></td> <td></td> <td></td> </tr> </table>	a greater role for the private sector in the decision-making process	agree [1]	agree partially [2]	do not agree at all [3]				Variable description
a greater role for the private sector in the decision-making process	agree [1]		agree partially [2]	do not agree at all [3]					

Time span of the variable

1983	1984	1985	1986	1987	1988	1989	1990	1991	1992
1993	1994	1995	1996	1997	1998	1999	2000	2001	2002
2003	2004	2005	2006	2007	2008	2009	2010	2011	2012
2013	2014	2015	2016	2017	2018	2019	2020	2021	2022

Nr.	Name	Label	Survey period	Survey frequency
3.228)	sq_201204_5	Rio+20 outcomes: understanding of conditions for green economy	2012	Apr

Wording of the question

04/2012	Variable description		
<p>Twenty years ago, a path-breaking UN summit in Rio de Janeiro called upon the world to foster economic growth and sustainable development in all countries to better address environmental degradation. As governments, business and civil society prepare to gather again in Rio (Rio+20) to assess progress made towards sustainable development over the past two decades, to what extent do you agree with the following statements?</p> <p>The main outcomes from Rio+20 to promote sustainable development and alleviate poverty should be:</p>			
a better understanding of the conditions needed to foster a transition towards a green economy	agree [1]	agree partially [2]	do not agree at all [3]

Time span of the variable

1983	1984	1985	1986	1987	1988	1989	1990	1991	1992
1993	1994	1995	1996	1997	1998	1999	2000	2001	2002
2003	2004	2005	2006	2007	2008	2009	2010	2011	2012
2013	2014	2015	2016	2017	2018	2019	2020	2021	2022

Nr.	Name	Label	Survey period	Survey frequency
3.229)	sq_201207_1	multilat. agreement for framework of enforceable global rules	2012	Jul

Wording of the question

07/2012	Variable description		
<p>Against a background of growing protectionism in many parts of the world, ICC has recently issued its 2012 Guidelines for International Investment to encourage a more secure environment for cross-border investment.</p> <p>Do you think that the business community should be urging governments to work towards a multilateral agreement to provide a framework of enforceable global rules for international investment?</p>			
strongly agree [1]	rather agree [2]	rather disagree [3]	strongly disagree [4]

Time span of the variable

1983	1984	1985	1986	1987	1988	1989	1990	1991	1992
1993	1994	1995	1996	1997	1998	1999	2000	2001	2002
2003	2004	2005	2006	2007	2008	2009	2010	2011	2012
2013	2014	2015	2016	2017	2018	2019	2020	2021	2022

Nr.	Name	Label	Survey period	Survey frequency
3.230)	sq_201210_1	emphasis on ethics improving economy	2012	Oct

Wording of the question

<p>10/2012</p> <p>Amid growing pressure by both governments and business for fighting corruption, ICC is launching its Anti-Corruption Clause and is developing ethics and compliance training programmes for business.</p> <p>Would greater emphasis in your country on ethics and compliance training for business help improve economic productivity and attract more foreign investment?</p> <table border="1" style="margin-left: auto; margin-right: auto;"> <tr> <td style="text-align: center;">strongly agree</td> <td style="text-align: center;">rather agree</td> <td style="text-align: center;">rather disagree</td> <td style="text-align: center;">strongly disagree</td> </tr> <tr> <td style="text-align: center;">[1]</td> <td style="text-align: center;">[2]</td> <td style="text-align: center;">[3]</td> <td style="text-align: center;">[4]</td> </tr> </table>	strongly agree	rather agree	rather disagree	strongly disagree	[1]	[2]	[3]	[4]	Variable description
strongly agree	rather agree	rather disagree	strongly disagree						
[1]	[2]	[3]	[4]						

Time span of the variable

1983	1984	1985	1986	1987	1988	1989	1990	1991	1992
1993	1994	1995	1996	1997	1998	1999	2000	2001	2002
2003	2004	2005	2006	2007	2008	2009	2010	2011	2012
2013	2014	2015	2016	2017	2018	2019	2020	2021	2022

Nr.	Name	Label	Survey period	Survey frequency
3.231)	sq_201210_2	anti-corruption factors: transparency	2012	Oct

Wording of the question

<p>10/2012</p> <p>Amid growing pressure by both governments and business for fighting corruption, ICC is launching its Anti-Corruption Clause and is developing ethics and compliance training programmes for business.</p> <p>Please assess the following factors according to their importance in fighting corruption in your country</p> <table border="1" style="margin-left: auto; margin-right: auto;"> <tr> <td style="text-align: center;">Transparency in government procurement</td> <td style="text-align: center;">most important</td> <td style="text-align: center;">important</td> <td style="text-align: center;">least important</td> </tr> <tr> <td></td> <td style="text-align: center;">[1]</td> <td style="text-align: center;">[2]</td> <td style="text-align: center;">[3]</td> </tr> </table>	Transparency in government procurement	most important	important	least important		[1]	[2]	[3]	Variable description
Transparency in government procurement	most important	important	least important						
	[1]	[2]	[3]						

Time span of the variable

1983	1984	1985	1986	1987	1988	1989	1990	1991	1992
1993	1994	1995	1996	1997	1998	1999	2000	2001	2002
2003	2004	2005	2006	2007	2008	2009	2010	2011	2012
2013	2014	2015	2016	2017	2018	2019	2020	2021	2022

Nr.	Name	Label	Survey period	Survey frequency
3.232)	sq_201210_3	anti-corruption factors: sectoral initiatives	2012	Oct

Wording of the question

10/2012				Variable description		
Amid growing pressure by both governments and business for fighting corruption, ICC is launching its Anti-Corruption Clause and is developing ethics and compliance training programmes for business.						
Please assess the following factors according to their importance in fighting corruption in your country						
Promoting sectoral initiatives	most important	important	least important			
	[1]	[2]	[3]			

Time span of the variable

1983	1984	1985	1986	1987	1988	1989	1990	1991	1992
1993	1994	1995	1996	1997	1998	1999	2000	2001	2002
2003	2004	2005	2006	2007	2008	2009	2010	2011	2012
2013	2014	2015	2016	2017	2018	2019	2020	2021	2022

Nr.	Name	Label	Survey period	Survey frequency
3.233)	sq_201210_4	anti-corruption factors: private sector in review mechanisms	2012	Oct

Wording of the question

10/2012				Variable description		
Amid growing pressure by both governments and business for fighting corruption, ICC is launching its Anti-Corruption Clause and is developing ethics and compliance training programmes for business.						
Please assess the following factors according to their importance in fighting corruption in your country						
Engaging the private sector in the review mechanism for the UN Convention against Corruption and the OECD Anti-Bribery Convention	most important	important	least important			
	[1]	[2]	[3]			

Time span of the variable

1983	1984	1985	1986	1987	1988	1989	1990	1991	1992
1993	1994	1995	1996	1997	1998	1999	2000	2001	2002
2003	2004	2005	2006	2007	2008	2009	2010	2011	2012
2013	2014	2015	2016	2017	2018	2019	2020	2021	2022

Nr.	Name	Label	Survey period	Survey frequency
3.234)	sq_201210_5	anti-corruption factors: public-private partnerships on capacity-building and training	2012	Oct

Wording of the question

10/2012										Variable description
Amid growing pressure by both governments and business for fighting corruption, ICC is launching its Anti-Corruption Clause and is developing ethics and compliance training programmes for business.										
Please assess the following factors according to their importance in fighting corruption in your country										
Enhancing public-private partnerships on capacity-building and training				most important [1]	important [2]	least important [3]				
Time span of the variable										
1983	1984	1985	1986	1987	1988	1989	1990	1991	1992	
1993	1994	1995	1996	1997	1998	1999	2000	2001	2002	
2003	2004	2005	2006	2007	2008	2009	2010	2011	2012	
2013	2014	2015	2016	2017	2018	2019	2020	2021	2022	

Nr.	Name	Label	Survey period	Survey frequency
3.235)	sq_201210_6	anti-corruption factors: business codes of conduct	2012	Oct

Wording of the question

10/2012										Variable description
Amid growing pressure by both governments and business for fighting corruption, ICC is launching its Anti-Corruption Clause and is developing ethics and compliance training programmes for business.										
Please assess the following factors according to their importance in fighting corruption in your country										
Encouraging the adoption of business codes of conduct with a specific focus on SMEs				most important [1]	important [2]	least important [3]				
Time span of the variable										
1983	1984	1985	1986	1987	1988	1989	1990	1991	1992	
1993	1994	1995	1996	1997	1998	1999	2000	2001	2002	
2003	2004	2005	2006	2007	2008	2009	2010	2011	2012	
2013	2014	2015	2016	2017	2018	2019	2020	2021	2022	

Nr.	Name	Label	Survey period	Survey frequency
3.236)	sq_201301_1	SME bank credits affected by financial crisis	2013	Jan

Wording of the question

01/2013										Variable description												
Access to bank credit for small- and medium-sized enterprises (SMEs) in this country was negatively affected by the worldwide financial crisis starting in 2008.																						
<table border="1"> <tr> <td>strongly agree</td> <td>rather agree</td> <td>rather disagree</td> <td>strongly disagree</td> </tr> <tr> <td>[1]</td> <td>[2]</td> <td>[3]</td> <td>[4]</td> </tr> <tr> <td></td> <td></td> <td></td> <td></td> </tr> </table>										strongly agree	rather agree	rather disagree	strongly disagree	[1]	[2]	[3]	[4]					
strongly agree	rather agree	rather disagree	strongly disagree																			
[1]	[2]	[3]	[4]																			
Time span of the variable																						
1983	1984	1985	1986	1987	1988	1989	1990	1991	1992													
1993	1994	1995	1996	1997	1998	1999	2000	2001	2002													
2003	2004	2005	2006	2007	2008	2009	2010	2011	2012													
2013	2014	2015	2016	2017	2018	2019	2020	2021	2022													

Nr.	Name	Label	Survey period	Survey frequency
3.237)	sq_201301_2	SME essential for economy	2013	Jan

Wording of the question

01/2013										Variable description												
A substantial and healthy SME sector is essential for a sound national economy in this country.																						
<table border="1"> <tr> <td>strongly agree</td> <td>rather agree</td> <td>rather disagree</td> <td>strongly disagree</td> </tr> <tr> <td>[1]</td> <td>[2]</td> <td>[3]</td> <td>[4]</td> </tr> <tr> <td></td> <td></td> <td></td> <td></td> </tr> </table>										strongly agree	rather agree	rather disagree	strongly disagree	[1]	[2]	[3]	[4]					
strongly agree	rather agree	rather disagree	strongly disagree																			
[1]	[2]	[3]	[4]																			
Time span of the variable																						
1983	1984	1985	1986	1987	1988	1989	1990	1991	1992													
1993	1994	1995	1996	1997	1998	1999	2000	2001	2002													
2003	2004	2005	2006	2007	2008	2009	2010	2011	2012													
2013	2014	2015	2016	2017	2018	2019	2020	2021	2022													

Nr.	Name	Label	Survey period	Survey frequency
3.238)	sq_201304_1	assessment of World Trade Agenda initiative	2013	Apr

Wording of the question

04/2013										Variable description
ICC has launched the World Trade Agenda initiative to promote international trade and investment as a debt-free stimulus to increase global economic growth and job creation. More specifically, its aims are a) to harvest the progress already made and other "do-able" elements in the stalled Doha Round of multilateral trade negotiations, and b) to advance trade and investment policy 'beyond Doha'.										

How do you judge this initiative?	very important	mode-rately important	un-important
	[1]	[2]	[3]

Time span of the variable

1983	1984	1985	1986	1987	1988	1989	1990	1991	1992
1993	1994	1995	1996	1997	1998	1999	2000	2001	2002
2003	2004	2005	2006	2007	2008	2009	2010	2011	2012
2013	2014	2015	2016	2017	2018	2019	2020	2021	2022

Nr.	Name	Label	Survey period	Survey frequency
-----	------	-------	---------------	------------------

3.239)	sq_201304_2	World Trade Agenda initiative elements: trade facilitation agreement	2013	Apr
--------	-------------	--	------	-----

Wording of the question

04/2013	<p>ICC has launched the World Trade Agenda initiative to promote international trade and investment as adebt-free stimulus to increase global economic growth and job creation. More specifically, its aims are</p> <p>a) to harvest the progress already made and other “do-able” elements in the stalled Doha Round of multilateral trade negotiations, and</p> <p>b) to advance trade and investment policy ‘beyond Doha’.</p>	Variable description												
	<table border="1"> <tr> <td>Please assess the following principal elements of ICC's World Trade Agenda according to their importance</td> <td>very important</td> <td>mode-rately important</td> <td>un-important</td> </tr> <tr> <td>Conclude a WTO agreement on trade facilitation to simplify customs procedures</td> <td>[1]</td> <td>[2]</td> <td>[3]</td> </tr> <tr> <td></td> <td></td> <td></td> <td></td> </tr> </table>	Please assess the following principal elements of ICC's World Trade Agenda according to their importance	very important	mode-rately important	un-important	Conclude a WTO agreement on trade facilitation to simplify customs procedures	[1]	[2]	[3]					
Please assess the following principal elements of ICC's World Trade Agenda according to their importance	very important	mode-rately important	un-important											
Conclude a WTO agreement on trade facilitation to simplify customs procedures	[1]	[2]	[3]											

Time span of the variable

1983	1984	1985	1986	1987	1988	1989	1990	1991	1992
1993	1994	1995	1996	1997	1998	1999	2000	2001	2002
2003	2004	2005	2006	2007	2008	2009	2010	2011	2012
2013	2014	2015	2016	2017	2018	2019	2020	2021	2022

Nr.	Name	Label	Survey period	Survey frequency
-----	------	-------	---------------	------------------

3.240)	sq_201304_3	World Trade Agenda initiative elements: product coverage of IT agreement	2013	Apr
--------	-------------	--	------	-----

Wording of the question

04/2013	<p>ICC has launched the World Trade Agenda initiative to promote international trade and investment as adebt-free stimulus to increase global economic growth and job creation. More specifically, its aims are</p> <p>a) to harvest the progress already made and other “do-able” elements in the stalled Doha Round of multilateral trade negotiations, and</p> <p>b) to advance trade and investment policy ‘beyond Doha’.</p>	Variable description
---------	---	----------------------

Please assess the following principal elements of ICC's World Trade Agenda according to their importance	very important	mode-rately important	un-important
	[1]	[2]	[3]
Further reduce barriers to trade in information technology products and services by expanding product coverage of the WTO's Information Technology Agreement			

Time span of the variable

1983	1984	1985	1986	1987	1988	1989	1990	1991	1992
1993	1994	1995	1996	1997	1998	1999	2000	2001	2002
2003	2004	2005	2006	2007	2008	2009	2010	2011	2012
2013	2014	2015	2016	2017	2018	2019	2020	2021	2022

Nr.	Name	Label	Survey period	Survey frequency
3.241)	sq_201304_4	World Trade Agenda initiative elements: multilat framework for internat. investment	2013	Apr

Wording of the question

04/2013	Variable description											
<p>ICC has launched the World Trade Agenda initiative to promote international trade and investment as adebt-free stimulus to increase global economic growth and job creation. More specifically, its aims are</p> <p>a) to harvest the progress already made and other "do-able" elements in the stalled Doha Round of multilateral trade negotiations, and</p> <p>b) to advance trade and investment policy 'beyond Doha'.</p>												
<table border="1"> <tr> <td rowspan="2">Please assess the following principal elements of ICC's World Trade Agenda according to their importance</td> <td>very important</td> <td>mode-rately important</td> <td>un-important</td> </tr> <tr> <td>[1]</td> <td>[2]</td> <td>[3]</td> </tr> <tr> <td>Begin work towards a multilateral framework for international investment</td> <td></td> <td></td> <td></td> </tr> </table>	Please assess the following principal elements of ICC's World Trade Agenda according to their importance	very important	mode-rately important	un-important	[1]	[2]	[3]	Begin work towards a multilateral framework for international investment				
Please assess the following principal elements of ICC's World Trade Agenda according to their importance		very important	mode-rately important	un-important								
	[1]	[2]	[3]									
Begin work towards a multilateral framework for international investment												

Time span of the variable

1983	1984	1985	1986	1987	1988	1989	1990	1991	1992
1993	1994	1995	1996	1997	1998	1999	2000	2001	2002
2003	2004	2005	2006	2007	2008	2009	2010	2011	2012
2013	2014	2015	2016	2017	2018	2019	2020	2021	2022

Nr.	Name	Label	Survey period	Survey frequency
3.242)	sq_201304_5	World Trade Agenda initiative elements: multilat and sectoral negotiating approaches	2013	Apr

Wording of the question

04/2013	Variable description
<p>ICC has launched the World Trade Agenda initiative to promote international trade and investment as adebt-free stimulus to increase global economic growth and job creation. More specifically, its aims are</p> <p>a) to harvest the progress already made and other "do-able" elements in the stalled Doha Round of multilateral trade negotiations, and</p> <p>b) to advance trade and investment policy 'beyond Doha'.</p>	

Please assess the following principal elements of ICC's World Trade Agenda according to their importance	very important	mode-rately important	un-important
	[1]	[2]	[3]
Liberalize trade in services through multilateral and sectoral negotiating approaches			

Time span of the variable

1983	1984	1985	1986	1987	1988	1989	1990	1991	1992
1993	1994	1995	1996	1997	1998	1999	2000	2001	2002
2003	2004	2005	2006	2007	2008	2009	2010	2011	2012
2013	2014	2015	2016	2017	2018	2019	2020	2021	2022

Nr.	Name	Label	Survey period	Survey frequency
-----	------	-------	---------------	------------------

3.243)	sq_201304_6	World Trade Agenda initiative elements: lower barriers for trade of environmental goods/services	2013	Apr
--------	-------------	--	------	-----

Wording of the question

04/2013	<p>ICC has launched the World Trade Agenda initiative to promote international trade and investment as adebt-free stimulus to increase global economic growth and job creation. More specifically, its aims are</p> <p>a) to harvest the progress already made and other "do-able" elements in the stalled Doha Round of multilateral trade negotiations, and</p> <p>b) to advance trade and investment policy 'beyond Doha'.</p>	Variable description											
	<table border="1"> <tr> <td rowspan="2">Please assess the following principal elements of ICC's World Trade Agenda according to their importance</td> <td>very important</td> <td>mode-rately important</td> <td>un-important</td> </tr> <tr> <td>[1]</td> <td>[2]</td> <td>[3]</td> </tr> <tr> <td>Lower barriers to trade in environmental goods and services</td> <td></td> <td></td> <td></td> </tr> </table>	Please assess the following principal elements of ICC's World Trade Agenda according to their importance	very important	mode-rately important	un-important	[1]	[2]	[3]	Lower barriers to trade in environmental goods and services				
Please assess the following principal elements of ICC's World Trade Agenda according to their importance	very important		mode-rately important	un-important									
	[1]	[2]	[3]										
Lower barriers to trade in environmental goods and services													

Time span of the variable

1983	1984	1985	1986	1987	1988	1989	1990	1991	1992
1993	1994	1995	1996	1997	1998	1999	2000	2001	2002
2003	2004	2005	2006	2007	2008	2009	2010	2011	2012
2013	2014	2015	2016	2017	2018	2019	2020	2021	2022

Nr.	Name	Label	Survey period	Survey frequency
-----	------	-------	---------------	------------------

3.244)	sq_201304_7	World Trade Agenda initiative elements: trade rules compatibility	2013	Apr
--------	-------------	---	------	-----

Wording of the question

04/2013	<p>ICC has launched the World Trade Agenda initiative to promote international trade and investment as adebt-free stimulus to increase global economic growth and job creation. More specifically, its aims are</p> <p>a) to harvest the progress already made and other "do-able" elements in the stalled Doha Round of multilateral trade negotiations, and</p>	Variable description
---------	---	----------------------

b) to advance trade and investment policy 'beyond Doha'.

Please assess the following principal elements of ICC's World Trade Agenda according to their importance	very important	mode-rately important	un-important
Foster compatibility and complementarity between WTO rules and the rules of regional and preferential trade agreements	[1]	[2]	[3]

Time span of the variable

1983	1984	1985	1986	1987	1988	1989	1990	1991	1992
1993	1994	1995	1996	1997	1998	1999	2000	2001	2002
2003	2004	2005	2006	2007	2008	2009	2010	2011	2012
2013	2014	2015	2016	2017	2018	2019	2020	2021	2022

Nr.	Name	Label	Survey period	Survey frequency
3.245)	sq_201304_8	World Trade Agenda initiative elements: modern negotiating approaches	2013	Apr

Wording of the question

04/2013	Variable description												
<p>ICC has launched the World Trade Agenda initiative to promote international trade and investment as adebt-free stimulus to increase global economic growth and job creation. More specifically, its aims are</p> <p>a) to harvest the progress already made and other "do-able" elements in the stalled Doha Round of multilateral trade negotiations, and</p> <p>b) to advance trade and investment policy 'beyond Doha'.</p>													
<table border="1"> <tr> <td>Please assess the following principal elements of ICC's World Trade Agenda according to their importance</td> <td>very important</td> <td>mode-rately important</td> <td>un-important</td> </tr> <tr> <td>Explore new multilateral negotiating approaches better adapted to the 21st. century</td> <td>[1]</td> <td>[2]</td> <td>[3]</td> </tr> <tr> <td></td> <td></td> <td></td> <td></td> </tr> </table>	Please assess the following principal elements of ICC's World Trade Agenda according to their importance	very important	mode-rately important	un-important	Explore new multilateral negotiating approaches better adapted to the 21st. century	[1]	[2]	[3]					
Please assess the following principal elements of ICC's World Trade Agenda according to their importance	very important	mode-rately important	un-important										
Explore new multilateral negotiating approaches better adapted to the 21st. century	[1]	[2]	[3]										

Time span of the variable

1983	1984	1985	1986	1987	1988	1989	1990	1991	1992
1993	1994	1995	1996	1997	1998	1999	2000	2001	2002
2003	2004	2005	2006	2007	2008	2009	2010	2011	2012
2013	2014	2015	2016	2017	2018	2019	2020	2021	2022

Nr.	Name	Label	Survey period	Survey frequency
3.246)	sq_201307_1	tax most burdensome for administration	2013	Jul

Wording of the question

07/2013	Variable description
Which tax do you find most burdensome in administrative terms (bureaucracy) for business in your country?	

Corporate income tax	VAT/ sales taxes	Energy taxes	Branch-specific taxes	Employers' social security contributions
[1]	[2]	[3]	[4]	[5]

Time span of the variable

1983	1984	1985	1986	1987	1988	1989	1990	1991	1992
1993	1994	1995	1996	1997	1998	1999	2000	2001	2002
2003	2004	2005	2006	2007	2008	2009	2010	2011	2012
2013	2014	2015	2016	2017	2018	2019	2020	2021	2022

Nr.	Name	Label	Survey period	Survey frequency
3.247)	sq_201307_2	legal tax competition	2013	Jul

Wording of the question

07/2013	Variable description									
<p>Does business in your country consider that legal tax competition between countries is</p> <table border="1"> <tr> <td>beneficial</td> <td>potentially harmful if not limited by international agreement</td> <td>harmful</td> </tr> <tr> <td>[1]</td> <td>[2]</td> <td>[3]</td> </tr> <tr> <td></td> <td></td> <td></td> </tr> </table>	beneficial	potentially harmful if not limited by international agreement	harmful	[1]	[2]	[3]				
beneficial	potentially harmful if not limited by international agreement	harmful								
[1]	[2]	[3]								

Time span of the variable

1983	1984	1985	1986	1987	1988	1989	1990	1991	1992
1993	1994	1995	1996	1997	1998	1999	2000	2001	2002
2003	2004	2005	2006	2007	2008	2009	2010	2011	2012
2013	2014	2015	2016	2017	2018	2019	2020	2021	2022

Nr.	Name	Label	Survey period	Survey frequency
3.248)	sq_201310_1	WTO agreement on trade facilitation	2013	Oct

Wording of the question

10/2013	Variable description				
<p>The 9th Ministerial Conference of the World Trade Organization (WTO) is taking place in Indonesia this coming December.</p> <p>Do you agree that governments should conclude an agreement on trade facilitation to simplify customs</p> <table border="1"> <tr> <td>strongly agree</td> <td>rather agree</td> <td>rather disagree</td> <td>strongly disagree</td> </tr> </table>	strongly agree	rather agree	rather disagree	strongly disagree	
strongly agree	rather agree	rather disagree	strongly disagree		

agreement on trade facilitation to simplify customs procedures?	[1]	[2]	[3]	[4]

Time span of the variable

1983	1984	1985	1986	1987	1988	1989	1990	1991	1992
1993	1994	1995	1996	1997	1998	1999	2000	2001	2002
2003	2004	2005	2006	2007	2008	2009	2010	2011	2012
2013	2014	2015	2016	2017	2018	2019	2020	2021	2022

Nr.	Name	Label	Survey period	Survey frequency
3.249)	sq_201310_2	WTO agreement on negotiating approaches to liberalize multilat. world trade	2013	Oct

Wording of the question

10/2013	<p>The 9th Ministerial Conference of the World Trade Organization (WTO) is taking place in Indonesia this coming December.</p> <p>Looking beyond the Doha Round, do you agree that governments should agree to employ alternative, pragmatic negotiating approaches to liberalize world trade within a multilateral framework, including plurilateral and sectoral approaches where useful?</p> <table border="1"> <tr> <td>strongly agree</td> <td>rather agree</td> <td>rather disagree</td> <td>strongly disagree</td> </tr> <tr> <td>[1]</td> <td>[2]</td> <td>[3]</td> <td>[4]</td> </tr> </table>	strongly agree	rather agree	rather disagree	strongly disagree	[1]	[2]	[3]	[4]	Variable description
strongly agree	rather agree	rather disagree	strongly disagree							
[1]	[2]	[3]	[4]							

Time span of the variable

1983	1984	1985	1986	1987	1988	1989	1990	1991	1992
1993	1994	1995	1996	1997	1998	1999	2000	2001	2002
2003	2004	2005	2006	2007	2008	2009	2010	2011	2012
2013	2014	2015	2016	2017	2018	2019	2020	2021	2022

Nr.	Name	Label	Survey period	Survey frequency
3.250)	sq_201401_1	effect of less expansionary US monetary policy on your: GDP	2014	Jan

Wording of the question

01/2014	<p>How would a less expansionary monetary policy in the US ("tapering") affect the following components in this country?.</p> <p>GDP</p> <table border="1"> <tr> <td>Strong increase</td> <td>Moderate increase</td> <td>No change</td> <td>Moderate decrease</td> <td>Strong decrease</td> </tr> <tr> <td>[1]</td> <td>[2]</td> <td>[3]</td> <td>[4]</td> <td>[5]</td> </tr> </table>	Strong increase	Moderate increase	No change	Moderate decrease	Strong decrease	[1]	[2]	[3]	[4]	[5]	Variable description
Strong increase	Moderate increase	No change	Moderate decrease	Strong decrease								
[1]	[2]	[3]	[4]	[5]								

Time span of the variable

1983	1984	1985	1986	1987	1988	1989	1990	1991	1992
1993	1994	1995	1996	1997	1998	1999	2000	2001	2002
2003	2004	2005	2006	2007	2008	2009	2010	2011	2012
2013	2014	2015	2016	2017	2018	2019	2020	2021	2022

Nr.	Name	Label	Survey period	Survey frequency
-----	------	-------	---------------	------------------

3.251)	sq_201401_2	effect of less expansionary US monetary policy on your: exchange rate per US\$	2014	Jan
--------	-------------	---	------	-----

Wording of the question

01/2014	Variable description												
<p>How would a less expansionary monetary policy in the US ("tapering") affect the following components in this country?.</p> <table border="1"> <tr> <td>Exchange rate per US dollar (x:US \$)</td> <td>Strong increase [1]</td> <td>Moderate increase [2]</td> <td>No change [3]</td> <td>Moderate decrease [4]</td> <td>Strong decrease [5]</td> </tr> <tr> <td></td> <td></td> <td></td> <td></td> <td></td> <td></td> </tr> </table>	Exchange rate per US dollar (x:US \$)	Strong increase [1]	Moderate increase [2]	No change [3]	Moderate decrease [4]	Strong decrease [5]							
Exchange rate per US dollar (x:US \$)	Strong increase [1]	Moderate increase [2]	No change [3]	Moderate decrease [4]	Strong decrease [5]								

Time span of the variable

1983	1984	1985	1986	1987	1988	1989	1990	1991	1992
1993	1994	1995	1996	1997	1998	1999	2000	2001	2002
2003	2004	2005	2006	2007	2008	2009	2010	2011	2012
2013	2014	2015	2016	2017	2018	2019	2020	2021	2022

Nr.	Name	Label	Survey period	Survey frequency
-----	------	-------	---------------	------------------

3.252)	sq_201401_3	effect of less expansionary US monetary policy on your: portfolio investments by foreigners	2014	Jan
--------	-------------	--	------	-----

Wording of the question

01/2014	Variable description												
<p>How would a less expansionary monetary policy in the US ("tapering") affect the following components in this country?.</p> <table border="1"> <tr> <td>Portfolio - investments by foreigners</td> <td>Strong increase [1]</td> <td>Moderate increase [2]</td> <td>No change [3]</td> <td>Moderate decrease [4]</td> <td>Strong decrease [5]</td> </tr> <tr> <td></td> <td></td> <td></td> <td></td> <td></td> <td></td> </tr> </table>	Portfolio - investments by foreigners	Strong increase [1]	Moderate increase [2]	No change [3]	Moderate decrease [4]	Strong decrease [5]							
Portfolio - investments by foreigners	Strong increase [1]	Moderate increase [2]	No change [3]	Moderate decrease [4]	Strong decrease [5]								

Time span of the variable

1983	1984	1985	1986	1987	1988	1989	1990	1991	1992
1993	1994	1995	1996	1997	1998	1999	2000	2001	2002

2003	2004	2005	2006	2007	2008	2009	2010	2011	2012
2013	2014	2015	2016	2017	2018	2019	2020	2021	2022

Nr.	Name	Label	Survey period	Survey frequency
-----	------	-------	---------------	------------------

3.253)	sq_201401_4	effect of less expansionary US monetary policy on your: long-term interest rates	2014	Jan
--------	-------------	---	------	-----

Wording of the question

01/2014	Variable description												
<p>How would a less expansionary monetary policy in the US (“tapering”) affect the following components in this country?.</p> <table border="1"> <tr> <td>Long-term interest rates</td> <td>Strong increase [1]</td> <td>Moderate increase [2]</td> <td>No change [3]</td> <td>Moderate decrease [4]</td> <td>Strong decrease [5]</td> </tr> <tr> <td></td> <td></td> <td></td> <td></td> <td></td> <td></td> </tr> </table>	Long-term interest rates	Strong increase [1]	Moderate increase [2]	No change [3]	Moderate decrease [4]	Strong decrease [5]							
Long-term interest rates	Strong increase [1]	Moderate increase [2]	No change [3]	Moderate decrease [4]	Strong decrease [5]								

Time span of the variable

1983	1984	1985	1986	1987	1988	1989	1990	1991	1992
1993	1994	1995	1996	1997	1998	1999	2000	2001	2002
2003	2004	2005	2006	2007	2008	2009	2010	2011	2012
2013	2014	2015	2016	2017	2018	2019	2020	2021	2022

Nr.	Name	Label	Survey period	Survey frequency
-----	------	-------	---------------	------------------

3.254)	sq_201404_1	bond purchases: combat deflationary spirals	2014	Apr
--------	-------------	---	------	-----

Wording of the question

04/2014	Variable description										
<p>Major central banks around the world adopted large-scale purchases of government bonds as a response to the financial crisis. Please evaluate the following statements:</p> <table border="1"> <tr> <td>In general, large-scale government bond purchases are likely to...</td> <td>strongly agree [1]</td> <td>rather agree [2]</td> <td>rather disagree [3]</td> <td>strongly disagree [4]</td> </tr> <tr> <td>be an effective policy tool to combat deflationary spirals</td> <td></td> <td></td> <td></td> <td></td> </tr> </table>	In general, large-scale government bond purchases are likely to...	strongly agree [1]	rather agree [2]	rather disagree [3]	strongly disagree [4]	be an effective policy tool to combat deflationary spirals					
In general, large-scale government bond purchases are likely to...	strongly agree [1]	rather agree [2]	rather disagree [3]	strongly disagree [4]							
be an effective policy tool to combat deflationary spirals											

Time span of the variable

1983	1984	1985	1986	1987	1988	1989	1990	1991	1992
1993	1994	1995	1996	1997	1998	1999	2000	2001	2002
2003	2004	2005	2006	2007	2008	2009	2010	2011	2012
2013	2014	2015	2016	2017	2018	2019	2020	2021	2022

Nr.	Name	Label	Survey period	Survey frequency
3.255)	sq_201404_2	bond purchases: lead to high mid-term inflation	2014	Apr

Wording of the question

04/2014										Variable description									
<p>Major central banks around the world adopted large-scale purchases of government bonds as a response to the financial crisis. Please evaluate the following statements:</p> <table border="1"> <tr> <td rowspan="2"> In general, large-scale government bond purchases are likely to... lead to high inflation in the medium-term due to excess central bank money </td> <td>strongly agree</td> <td>rather agree</td> <td>rather disagree</td> <td>strongly disagree</td> </tr> <tr> <td>[1]</td> <td>[2]</td> <td>[3]</td> <td>[4]</td> </tr> </table>										In general, large-scale government bond purchases are likely to... lead to high inflation in the medium-term due to excess central bank money	strongly agree	rather agree	rather disagree	strongly disagree	[1]	[2]	[3]	[4]	
In general, large-scale government bond purchases are likely to... lead to high inflation in the medium-term due to excess central bank money	strongly agree	rather agree	rather disagree	strongly disagree															
	[1]	[2]	[3]	[4]															
Time span of the variable																			
1983	1984	1985	1986	1987	1988	1989	1990	1991	1992										
1993	1994	1995	1996	1997	1998	1999	2000	2001	2002										
2003	2004	2005	2006	2007	2008	2009	2010	2011	2012										
2013	2014	2015	2016	2017	2018	2019	2020	2021	2022										

Nr.	Name	Label	Survey period	Survey frequency
3.256)	sq_201404_3	bond purchases: reduce funding costs	2014	Apr

Wording of the question

04/2014										Variable description									
<p>Major central banks around the world adopted large-scale purchases of government bonds as a response to the financial crisis. Please evaluate the following statements:</p> <table border="1"> <tr> <td rowspan="2"> In general, large-scale government bond purchases are likely to... reduce public and private sector funding costs </td> <td>strongly agree</td> <td>rather agree</td> <td>rather disagree</td> <td>strongly disagree</td> </tr> <tr> <td>[1]</td> <td>[2]</td> <td>[3]</td> <td>[4]</td> </tr> </table>										In general, large-scale government bond purchases are likely to... reduce public and private sector funding costs	strongly agree	rather agree	rather disagree	strongly disagree	[1]	[2]	[3]	[4]	
In general, large-scale government bond purchases are likely to... reduce public and private sector funding costs	strongly agree	rather agree	rather disagree	strongly disagree															
	[1]	[2]	[3]	[4]															
Time span of the variable																			
1983	1984	1985	1986	1987	1988	1989	1990	1991	1992										
1993	1994	1995	1996	1997	1998	1999	2000	2001	2002										
2003	2004	2005	2006	2007	2008	2009	2010	2011	2012										
2013	2014	2015	2016	2017	2018	2019	2020	2021	2022										

Nr.	Name	Label	Survey period	Survey frequency
3.257)	sq_201404_4	bond purchases: reduce mid-term fiscal discipline	2014	Apr

Wording of the question

04/2014										Variable description
Major central banks around the world adopted large-scale purchases of government bonds as a response to the financial crisis. Please evaluate the following statements:										
In general, large-scale government bond purchases are likely to... reduce fiscal discipline in the medium-term				strongly agree	rather agree	rather disagree	strongly disagree			
				[1]	[2]	[3]	[4]			
Time span of the variable										
1983	1984	1985	1986	1987	1988	1989	1990	1991	1992	
1993	1994	1995	1996	1997	1998	1999	2000	2001	2002	
2003	2004	2005	2006	2007	2008	2009	2010	2011	2012	
2013	2014	2015	2016	2017	2018	2019	2020	2021	2022	

Nr.	Name	Label	Survey period	Survey frequency
3.258)	sq_201404_5	bond purchases: allow time for structural reforms	2014	Apr

Wording of the question

04/2014										Variable description
Major central banks around the world adopted large-scale purchases of government bonds as a response to the financial crisis. Please evaluate the following statements:										
In general, large-scale government bond purchases are likely to... allow more time to introduce structural reforms				strongly agree	rather agree	rather disagree	strongly disagree			
				[1]	[2]	[3]	[4]			
Time span of the variable										
1983	1984	1985	1986	1987	1988	1989	1990	1991	1992	
1993	1994	1995	1996	1997	1998	1999	2000	2001	2002	
2003	2004	2005	2006	2007	2008	2009	2010	2011	2012	
2013	2014	2015	2016	2017	2018	2019	2020	2021	2022	

Nr.	Name	Label	Survey period	Survey frequency
3.259)	sq_201404_6	bond purchases: lead to loss of central bank independence	2014	Apr

Wording of the question

04/2014										Variable description
Major central banks around the world adopted large-scale purchases of government bonds as a response to the financial crisis. Please evaluate the following statements:										
In general, large-scale government bond purchases are likely to...				strongly agree	rather agree	rather disagree	strongly disagree			

lead to a loss of central bank independence from fiscal policy	[1]	[2]	[3]	[4]

Time span of the variable

1983	1984	1985	1986	1987	1988	1989	1990	1991	1992
1993	1994	1995	1996	1997	1998	1999	2000	2001	2002
2003	2004	2005	2006	2007	2008	2009	2010	2011	2012
2013	2014	2015	2016	2017	2018	2019	2020	2021	2022

Nr.	Name	Label	Survey period	Survey frequency
3.260)	sq_201404_7	bond purchases: trigger mid-term asset price bubbles	2014	Apr

Wording of the question

04/2014	Major central banks around the world adopted large-scale purchases of government bonds as a response to the financial crisis. Please evaluate the following statements:	Variable description																		
	<table border="1"> <tr> <td>In general, large-scale government bond purchases are likely to...</td> <td>strongly agree</td> <td>rather agree</td> <td>rather disagree</td> <td>strongly disagree</td> </tr> <tr> <td>trigger asset price bubbles in the med.-term</td> <td>[1]</td> <td>[2]</td> <td>[3]</td> <td>[4]</td> </tr> <tr> <td></td> <td></td> <td></td> <td></td> <td></td> </tr> </table>	In general, large-scale government bond purchases are likely to...	strongly agree	rather agree	rather disagree	strongly disagree	trigger asset price bubbles in the med.-term	[1]	[2]	[3]	[4]									
In general, large-scale government bond purchases are likely to...	strongly agree	rather agree	rather disagree	strongly disagree																
trigger asset price bubbles in the med.-term	[1]	[2]	[3]	[4]																

Time span of the variable

1983	1984	1985	1986	1987	1988	1989	1990	1991	1992
1993	1994	1995	1996	1997	1998	1999	2000	2001	2002
2003	2004	2005	2006	2007	2008	2009	2010	2011	2012
2013	2014	2015	2016	2017	2018	2019	2020	2021	2022

Nr.	Name	Label	Survey period	Survey frequency
3.261)	sq_201404_8	bond purchases: prevent short-term irrational overshooting	2014	Apr

Wording of the question

04/2014	Major central banks around the world adopted large-scale purchases of government bonds as a response to the financial crisis. Please evaluate the following statements:	Variable description																		
	<table border="1"> <tr> <td>In general, large-scale government bond purchases are likely to...</td> <td>strongly agree</td> <td>rather agree</td> <td>rather disagree</td> <td>strongly disagree</td> </tr> <tr> <td>prevent short-term irrational overshooting in the financial market</td> <td>[1]</td> <td>[2]</td> <td>[3]</td> <td>[4]</td> </tr> <tr> <td></td> <td></td> <td></td> <td></td> <td></td> </tr> </table>	In general, large-scale government bond purchases are likely to...	strongly agree	rather agree	rather disagree	strongly disagree	prevent short-term irrational overshooting in the financial market	[1]	[2]	[3]	[4]									
In general, large-scale government bond purchases are likely to...	strongly agree	rather agree	rather disagree	strongly disagree																
prevent short-term irrational overshooting in the financial market	[1]	[2]	[3]	[4]																

Time span of the variable

1983	1984	1985	1986	1987	1988	1989	1990	1991	1992
1993	1994	1995	1996	1997	1998	1999	2000	2001	2002
2003	2004	2005	2006	2007	2008	2009	2010	2011	2012
2013	2014	2015	2016	2017	2018	2019	2020	2021	2022

Nr.	Name	Label	Survey period	Survey frequency
-----	------	-------	---------------	------------------

3.262)	sq_201404_9	bond purchases: trigger capital flows into emerging markets	2014	Apr
--------	-------------	---	------	-----

Wording of the question

04/2014	Variable description										
<p>Major central banks around the world adopted large-scale purchases of government bonds as a response to the financial crisis. Please evaluate the following statements:</p> <table border="1" style="margin-left: 20px;"> <tr> <td style="background-color: #e0f2f7;">In general, large-scale government bond purchases are likely to...</td> <td style="background-color: #e0f2f7;">strongly agree</td> <td style="background-color: #e0f2f7;">rather agree</td> <td style="background-color: #e0f2f7;">rather disagree</td> <td style="background-color: #e0f2f7;">strongly disagree</td> </tr> <tr> <td style="background-color: #e0f2f7;">trigger large capital flows into emerging markets, which may probably reverse quickly once the programs terminate</td> <td style="background-color: #e0f2f7;">[1]</td> <td style="background-color: #e0f2f7;">[2]</td> <td style="background-color: #e0f2f7;">[3]</td> <td style="background-color: #e0f2f7;">[4]</td> </tr> </table>	In general, large-scale government bond purchases are likely to...	strongly agree	rather agree	rather disagree	strongly disagree	trigger large capital flows into emerging markets, which may probably reverse quickly once the programs terminate	[1]	[2]	[3]	[4]	
In general, large-scale government bond purchases are likely to...	strongly agree	rather agree	rather disagree	strongly disagree							
trigger large capital flows into emerging markets, which may probably reverse quickly once the programs terminate	[1]	[2]	[3]	[4]							

Time span of the variable

1983	1984	1985	1986	1987	1988	1989	1990	1991	1992
1993	1994	1995	1996	1997	1998	1999	2000	2001	2002
2003	2004	2005	2006	2007	2008	2009	2010	2011	2012
2013	2014	2015	2016	2017	2018	2019	2020	2021	2022

Nr.	Name	Label	Survey period	Survey frequency
-----	------	-------	---------------	------------------

3.263)	sq_201407_1	effect of Russian-Ukrainian conflict	2014	Jul
--------	-------------	--------------------------------------	------	-----

Wording of the question

07/2014	Variable description				
<p>To what extent is your country negatively affected by the Russian-Ukrainian conflict?</p> <table border="1" style="margin-left: 20px;"> <tr> <td style="background-color: #e0f2f7;">not at all [1]</td> <td style="background-color: #e0f2f7;">weakly [2]</td> <td style="background-color: #e0f2f7;">moderately [3]</td> <td style="background-color: #e0f2f7;">strongly [4]</td> </tr> </table>	not at all [1]	weakly [2]	moderately [3]	strongly [4]	
not at all [1]	weakly [2]	moderately [3]	strongly [4]		

Time span of the variable

1983	1984	1985	1986	1987	1988	1989	1990	1991	1992
1993	1994	1995	1996	1997	1998	1999	2000	2001	2002
2003	2004	2005	2006	2007	2008	2009	2010	2011	2012
2013	2014	2015	2016	2017	2018	2019	2020	2021	2022

--	--	--	--	--	--	--

Nr.	Name	Label	Survey period	Survey frequency
3.264)	sq_201407_2	effect of Russian-Ukrainian conflict: exports	2014	Jul

Wording of the question

<p>07/2014</p> <p>To what extent is your country negatively affected by the Russian-Ukrainian conflict?</p> <table border="1" style="margin-left: auto; margin-right: auto;"> <tr> <td>not at all</td> <td>weakly</td> <td>moderately</td> <td>strongly</td> </tr> <tr> <td style="background-color: #ccc;"></td> <td style="background-color: #ccc;"></td> <td style="background-color: #ccc;"></td> <td style="background-color: #ccc;"></td> </tr> </table> <p>If affected, through which channels mostly:</p> <p>Exports [1] <input style="width: 50px;" type="text"/></p>	not at all	weakly	moderately	strongly					Variable description
not at all	weakly	moderately	strongly						

Time span of the variable

1983	1984	1985	1986	1987	1988	1989	1990	1991	1992
1993	1994	1995	1996	1997	1998	1999	2000	2001	2002
2003	2004	2005	2006	2007	2008	2009	2010	2011	2012
2013	2014	2015	2016	2017	2018	2019	2020	2021	2022

Nr.	Name	Label	Survey period	Survey frequency
3.265)	sq_201407_3	effect of Russian-Ukrainian conflict: imports	2014	Jul

Wording of the question

<p>07/2014</p> <p>To what extent is your country negatively affected by the Russian-Ukrainian conflict?</p> <table border="1" style="margin-left: auto; margin-right: auto;"> <tr> <td>not at all</td> <td>weakly</td> <td>moderately</td> <td>strongly</td> </tr> <tr> <td style="background-color: #ccc;"></td> <td style="background-color: #ccc;"></td> <td style="background-color: #ccc;"></td> <td style="background-color: #ccc;"></td> </tr> </table> <p>If affected, through which channels mostly:</p> <p>Imports [1] <input style="width: 50px;" type="text"/></p>	not at all	weakly	moderately	strongly					Variable description
not at all	weakly	moderately	strongly						

Time span of the variable

1983	1984	1985	1986	1987	1988	1989	1990	1991	1992
1993	1994	1995	1996	1997	1998	1999	2000	2001	2002
2003	2004	2005	2006	2007	2008	2009	2010	2011	2012
2013	2014	2015	2016	2017	2018	2019	2020	2021	2022

Nr.	Name	Label	Survey period	Survey frequency
-----	------	-------	---------------	------------------

3.266) sq_201407_4 effect of Russian-Ukrainian conflict: foreign direct investment 2014 Jul

Wording of the question

<p>07/2014</p> <p>To what extent is your country negatively affected by the Russian-Ukrainian conflict?</p> <table border="1" style="margin-left: auto; margin-right: auto;"> <tr> <td style="width: 25px; height: 20px;">not at all</td> <td style="width: 25px; height: 20px;">weakly</td> <td style="width: 25px; height: 20px;">moderately</td> <td style="width: 25px; height: 20px;">strongly</td> </tr> <tr style="background-color: #cccccc;"> <td></td> <td></td> <td></td> <td></td> </tr> </table> <p>If affected, through which channels mostly:</p> <p style="margin-left: 40px;">Foreign direct investment [1] <input style="width: 40px; height: 15px;" type="text"/></p>	not at all	weakly	moderately	strongly					Variable description
not at all	weakly	moderately	strongly						

Time span of the variable

1983	1984	1985	1986	1987	1988	1989	1990	1991	1992
1993	1994	1995	1996	1997	1998	1999	2000	2001	2002
2003	2004	2005	2006	2007	2008	2009	2010	2011	2012
2013	2014	2015	2016	2017	2018	2019	2020	2021	2022

Nr.	Name	Label	Survey period	Survey frequency
-----	------	-------	---------------	------------------

3.267) sq_201407_5 effect of Russian-Ukrainian conflict: financial markets 2014 Jul

Wording of the question

<p>07/2014</p> <p>To what extent is your country negatively affected by the Russian-Ukrainian conflict?</p> <table border="1" style="margin-left: auto; margin-right: auto;"> <tr> <td style="width: 25px; height: 20px;">not at all</td> <td style="width: 25px; height: 20px;">weakly</td> <td style="width: 25px; height: 20px;">moderately</td> <td style="width: 25px; height: 20px;">strongly</td> </tr> <tr style="background-color: #cccccc;"> <td></td> <td></td> <td></td> <td></td> </tr> </table> <p>If affected, through which channels mostly:</p> <p style="margin-left: 40px;">Financial markets [1] <input style="width: 40px; height: 15px;" type="text"/></p>	not at all	weakly	moderately	strongly					Variable description
not at all	weakly	moderately	strongly						

Time span of the variable

1983	1984	1985	1986	1987	1988	1989	1990	1991	1992
1993	1994	1995	1996	1997	1998	1999	2000	2001	2002
2003	2004	2005	2006	2007	2008	2009	2010	2011	2012
2013	2014	2015	2016	2017	2018	2019	2020	2021	2022

Nr.	Name	Label	Survey period	Survey frequency
-----	------	-------	---------------	------------------

3.268) sq_201407_6 effect of Russian-Ukrainian conflict: energy prices 2014 Jul

Wording of the question

	Variable description
--	----------------------

07/2014

To what extent is **your country** negatively affected by the Russian-Ukrainian conflict?

not at all	weakly	moderately	strongly

If affected, through which channels **mostly**:

Energy prices [1]

Time span of the variable

1983	1984	1985	1986	1987	1988	1989	1990	1991	1992
1993	1994	1995	1996	1997	1998	1999	2000	2001	2002
2003	2004	2005	2006	2007	2008	2009	2010	2011	2012
2013	2014	2015	2016	2017	2018	2019	2020	2021	2022

Nr.	Name	Label	Survey period	Survey frequency
3.269)	sq_201407_7	effect of Russian-Ukrainian conflict: energy supplies	2014	Jul

Wording of the question

<p>07/2014</p> <p>To what extent is your country negatively affected by the Russian-Ukrainian conflict?</p> <table border="1"> <tr> <td>not at all</td> <td>weakly</td> <td>moderately</td> <td>strongly</td> </tr> <tr> <td style="background-color: #cccccc;"></td> <td style="background-color: #cccccc;"></td> <td style="background-color: #cccccc;"></td> <td style="background-color: #cccccc;"></td> </tr> </table> <p>If affected, through which channels mostly:</p> <p>Energy supplies [1] <input type="text"/></p>	not at all	weakly	moderately	strongly					<p>Variable description</p>																																
not at all	weakly	moderately	strongly																																						
<p>Time span of the variable</p> <table border="1"> <tr><td>1983</td><td>1984</td><td>1985</td><td>1986</td><td>1987</td><td>1988</td><td>1989</td><td>1990</td><td>1991</td><td>1992</td></tr> <tr><td>1993</td><td>1994</td><td>1995</td><td>1996</td><td>1997</td><td>1998</td><td>1999</td><td>2000</td><td>2001</td><td>2002</td></tr> <tr><td>2003</td><td>2004</td><td>2005</td><td>2006</td><td>2007</td><td>2008</td><td>2009</td><td>2010</td><td>2011</td><td>2012</td></tr> <tr><td>2013</td><td>2014</td><td>2015</td><td>2016</td><td>2017</td><td>2018</td><td>2019</td><td>2020</td><td>2021</td><td>2022</td></tr> </table>		1983	1984	1985	1986	1987	1988	1989	1990	1991	1992	1993	1994	1995	1996	1997	1998	1999	2000	2001	2002	2003	2004	2005	2006	2007	2008	2009	2010	2011	2012	2013	2014	2015	2016	2017	2018	2019	2020	2021	2022
1983	1984	1985	1986	1987	1988	1989	1990	1991	1992																																
1993	1994	1995	1996	1997	1998	1999	2000	2001	2002																																
2003	2004	2005	2006	2007	2008	2009	2010	2011	2012																																
2013	2014	2015	2016	2017	2018	2019	2020	2021	2022																																

Nr.	Name	Label	Survey period	Survey frequency
3.270)	sq_201407_8	effect of Russian-Ukrainian conflict: political stability	2014	Jul

Wording of the question

<p>07/2014</p> <p>To what extent is your country negatively affected by the Russian-Ukrainian conflict?</p> <table border="1"> <tr> <td>not at all</td> <td>weakly</td> <td>moderately</td> <td>strongly</td> </tr> </table>	not at all	weakly	moderately	strongly	<p>Variable description</p>
not at all	weakly	moderately	strongly		

If affected, through which channels mostly:

Political stability [1]

Time span of the variable

1983	1984	1985	1986	1987	1988	1989	1990	1991	1992
1993	1994	1995	1996	1997	1998	1999	2000	2001	2002
2003	2004	2005	2006	2007	2008	2009	2010	2011	2012
2013	2014	2015	2016	2017	2018	2019	2020	2021	2022

Nr.	Name	Label	Survey period	Survey frequency
3.271)	sq_201407_9	risk from Russian-Ukrainian conflict: freezing trade relations	2014	Jul

Wording of the question

<p>07/2014</p> <p>In your opinion, which potential risk for the world economy could result from the Russian-Ukrainian conflict and to what extent?</p> <table border="1" style="margin-left: auto; margin-right: auto;"> <tr> <td style="width: 30%;">Freezing trade relations</td> <td>no risk [1]</td> <td>low risk [2]</td> <td>moderate risk [3]</td> <td>high risk [4]</td> </tr> <tr> <td><input type="text"/></td> <td><input type="text"/></td> <td><input type="text"/></td> <td><input type="text"/></td> <td><input type="text"/></td> </tr> </table>	Freezing trade relations	no risk [1]	low risk [2]	moderate risk [3]	high risk [4]	<input type="text"/>	<input type="text"/>	<input type="text"/>	<input type="text"/>	<input type="text"/>	<p>Variable description</p>																														
Freezing trade relations	no risk [1]	low risk [2]	moderate risk [3]	high risk [4]																																					
<input type="text"/>	<input type="text"/>	<input type="text"/>	<input type="text"/>	<input type="text"/>																																					
<p>Time span of the variable</p> <table border="1"> <tr><td>1983</td><td>1984</td><td>1985</td><td>1986</td><td>1987</td><td>1988</td><td>1989</td><td>1990</td><td>1991</td><td>1992</td></tr> <tr><td>1993</td><td>1994</td><td>1995</td><td>1996</td><td>1997</td><td>1998</td><td>1999</td><td>2000</td><td>2001</td><td>2002</td></tr> <tr><td>2003</td><td>2004</td><td>2005</td><td>2006</td><td>2007</td><td>2008</td><td>2009</td><td>2010</td><td>2011</td><td>2012</td></tr> <tr><td>2013</td><td>2014</td><td>2015</td><td>2016</td><td>2017</td><td>2018</td><td>2019</td><td>2020</td><td>2021</td><td>2022</td></tr> </table>		1983	1984	1985	1986	1987	1988	1989	1990	1991	1992	1993	1994	1995	1996	1997	1998	1999	2000	2001	2002	2003	2004	2005	2006	2007	2008	2009	2010	2011	2012	2013	2014	2015	2016	2017	2018	2019	2020	2021	2022
1983	1984	1985	1986	1987	1988	1989	1990	1991	1992																																
1993	1994	1995	1996	1997	1998	1999	2000	2001	2002																																
2003	2004	2005	2006	2007	2008	2009	2010	2011	2012																																
2013	2014	2015	2016	2017	2018	2019	2020	2021	2022																																

Nr.	Name	Label	Survey period	Survey frequency
3.272)	sq_201407_10	risk from Russian-Ukrainian conflict: rising energy prices	2014	Jul

Wording of the question

<p>07/2014</p> <p>In your opinion, which potential risk for the world economy could result from the Russian-Ukrainian conflict and to what extent?</p> <table border="1" style="margin-left: auto; margin-right: auto;"> <tr> <td style="width: 30%;">Rising energy prices</td> <td>no risk [1]</td> <td>low risk [2]</td> <td>moderate risk [3]</td> <td>high risk [4]</td> </tr> <tr> <td><input type="text"/></td> <td><input type="text"/></td> <td><input type="text"/></td> <td><input type="text"/></td> <td><input type="text"/></td> </tr> </table>	Rising energy prices	no risk [1]	low risk [2]	moderate risk [3]	high risk [4]	<input type="text"/>	<input type="text"/>	<input type="text"/>	<input type="text"/>	<input type="text"/>	<p>Variable description</p>
Rising energy prices	no risk [1]	low risk [2]	moderate risk [3]	high risk [4]							
<input type="text"/>	<input type="text"/>	<input type="text"/>	<input type="text"/>	<input type="text"/>							
<p>Time span of the variable</p> <table border="1"> <tr><td>1983</td><td>1984</td><td>1985</td><td>1986</td><td>1987</td><td>1988</td><td>1989</td><td>1990</td><td>1991</td><td>1992</td></tr> </table>		1983	1984	1985	1986	1987	1988	1989	1990	1991	1992
1983	1984	1985	1986	1987	1988	1989	1990	1991	1992		

1993	1994	1995	1996	1997	1998	1999	2000	2001	2002
2003	2004	2005	2006	2007	2008	2009	2010	2011	2012
2013	2014	2015	2016	2017	2018	2019	2020	2021	2022

Nr.	Name	Label	Survey period	Survey frequency
-----	------	-------	---------------	------------------

3.273)	sq_201407_11	risk from Russian-Ukrainian conflict: threat to energy supplies	2014	Jul
--------	--------------	---	------	-----

Wording of the question

<p>07/2014</p> <p>In your opinion, which potential risk for the world economy could result from the Russian-Ukrainian conflict and to what extent?</p> <table border="1" style="margin-left: auto; margin-right: auto;"> <tr> <td style="width: 30%;">Threat to energy supplies</td> <td style="width: 15%;">no risk [1]</td> <td style="width: 15%;">low risk [2]</td> <td style="width: 15%;">moderate risk [3]</td> <td style="width: 15%;">high risk [4]</td> </tr> </table>	Threat to energy supplies	no risk [1]	low risk [2]	moderate risk [3]	high risk [4]	Variable description
Threat to energy supplies	no risk [1]	low risk [2]	moderate risk [3]	high risk [4]		

Time span of the variable

1983	1984	1985	1986	1987	1988	1989	1990	1991	1992
1993	1994	1995	1996	1997	1998	1999	2000	2001	2002
2003	2004	2005	2006	2007	2008	2009	2010	2011	2012
2013	2014	2015	2016	2017	2018	2019	2020	2021	2022

Nr.	Name	Label	Survey period	Survey frequency
-----	------	-------	---------------	------------------

3.274)	sq_201407_12	risk from Russian_Ukrainian conflict: financial market contagion	2014	Jul
--------	--------------	--	------	-----

Wording of the question

<p>07/2014</p> <p>In your opinion, which potential risk for the world economy could result from the Russian-Ukrainian conflict and to what extent?</p> <table border="1" style="margin-left: auto; margin-right: auto;"> <tr> <td style="width: 30%;">Financial market contagion</td> <td style="width: 15%;">no risk [1]</td> <td style="width: 15%;">low risk [2]</td> <td style="width: 15%;">moderate risk [3]</td> <td style="width: 15%;">high risk [4]</td> </tr> </table>	Financial market contagion	no risk [1]	low risk [2]	moderate risk [3]	high risk [4]	Variable description
Financial market contagion	no risk [1]	low risk [2]	moderate risk [3]	high risk [4]		

Time span of the variable

1983	1984	1985	1986	1987	1988	1989	1990	1991	1992
1993	1994	1995	1996	1997	1998	1999	2000	2001	2002
2003	2004	2005	2006	2007	2008	2009	2010	2011	2012
2013	2014	2015	2016	2017	2018	2019	2020	2021	2022

Nr.	Name	Label	Survey period	Survey frequency
-----	------	-------	---------------	------------------

3.275) **sq_201407_13** 2014 Jul
 risk from Russian_Ukrainian conflict: military escalation

Wording of the question

07/2014					Variable description				
<p>In your opinion, which potential risk for the world economy could result from the Russian-Ukrainian conflict and to what extent?</p>									
Military escalation		no risk [1]	low risk [2]	moderate risk [3]	high risk [4]				

Time span of the variable

1983	1984	1985	1986	1987	1988	1989	1990	1991	1992
1993	1994	1995	1996	1997	1998	1999	2000	2001	2002
2003	2004	2005	2006	2007	2008	2009	2010	2011	2012
2013	2014	2015	2016	2017	2018	2019	2020	2021	2022

Nr.	Name	Label	Survey period	Survey frequency
-----	------	-------	---------------	------------------

3.276) **sq_201410_1** TTIP: influences demand for final goods exports to EU & US 2014 Oct

Wording of the question

10/2014					Variable description				
<p>The United States and the EU are negotiating a Transatlantic Trade and Investment Partnership (TTIP) which will potentially have an impact on other countries</p> <p>With successful implementation of TTIP...</p>									
...demand for final goods exports from your country to the US and EU will be influenced...		positively [1]	no impact [2]	negatively [3]					

Time span of the variable

1983	1984	1985	1986	1987	1988	1989	1990	1991	1992
1993	1994	1995	1996	1997	1998	1999	2000	2001	2002
2003	2004	2005	2006	2007	2008	2009	2010	2011	2012
2013	2014	2015	2016	2017	2018	2019	2020	2021	2022

Nr.	Name	Label	Survey period	Survey frequency
-----	------	-------	---------------	------------------

3.277) **sq_201410_2** TTIP: influences demand for intermediate goods exports to EU & US 2014 Oct

Wording of the question

10/2014					Variable description				
<p>The United States and the EU are negotiating a Transatlantic Trade and Investment Partnership (TTIP) which will potentially have an impact on other countries</p>									

With successful implementation of TTIP...			
...demand for intermediate goods exports (e.g. copper, machinery parts) from your country to the US and EU will be influenced...	positively [1]	no impact [2]	negatively [3]

Time span of the variable

1983	1984	1985	1986	1987	1988	1989	1990	1991	1992
1993	1994	1995	1996	1997	1998	1999	2000	2001	2002
2003	2004	2005	2006	2007	2008	2009	2010	2011	2012
2013	2014	2015	2016	2017	2018	2019	2020	2021	2022

Nr.	Name	Label	Survey period	Survey frequency
3.278)	sq_201410_3	TTIP: influences overall worldwide exports	2014	Oct

Wording of the question

10/2014	Variable description							
<p>The United States and the EU are negotiating a Transatlantic Trade and Investment Partnership (TTIP) which will potentially have an impact on other countries</p> <p>With successful implementation of TTIP...</p> <table border="1"> <tr> <td rowspan="2">...your country's overall worldwide exports will be influenced...</td> <td>positively [1]</td> <td>no impact [2]</td> <td>negatively [3]</td> </tr> <tr> <td></td> <td></td> <td></td> </tr> </table>		...your country's overall worldwide exports will be influenced...	positively [1]	no impact [2]	negatively [3]			
...your country's overall worldwide exports will be influenced...	positively [1]		no impact [2]	negatively [3]				

Time span of the variable

1983	1984	1985	1986	1987	1988	1989	1990	1991	1992
1993	1994	1995	1996	1997	1998	1999	2000	2001	2002
2003	2004	2005	2006	2007	2008	2009	2010	2011	2012
2013	2014	2015	2016	2017	2018	2019	2020	2021	2022

Nr.	Name	Label	Survey period	Survey frequency
3.279)	sq_201501_1	bank asset quality reviews in the past 5 years	2015	Jan

Wording of the question

01/2015	Variable description							
<p>It is often argued that asset quality reviews and stress tests conducted by regulatory authorities to identify capital shortfalls among private banks are a useful measure for increasing transparency and investor confidence</p> <table border="1"> <tr> <td rowspan="2">a) Have regulatory authorities in your country conducted a bank asset quality review in the past 5 years?</td> <td>yes [1]</td> <td>no [2]</td> <td>don't know [3]</td> </tr> <tr> <td></td> <td></td> <td></td> </tr> </table>		a) Have regulatory authorities in your country conducted a bank asset quality review in the past 5 years?	yes [1]	no [2]	don't know [3]			
a) Have regulatory authorities in your country conducted a bank asset quality review in the past 5 years?	yes [1]		no [2]	don't know [3]				

Time span of the variable

1983	1984	1985	1986	1987	1988	1989	1990	1991	1992
1993	1994	1995	1996	1997	1998	1999	2000	2001	2002
2003	2004	2005	2006	2007	2008	2009	2010	2011	2012
2013	2014	2015	2016	2017	2018	2019	2020	2021	2022

Nr.	Name	Label	Survey period	Survey frequency
3.280)	sq_201501_2	bank stress test in the past 5 years	2015	Jan

Wording of the question

01/2015	Variable description								
<p>It is often argued that asset quality reviews and stress tests conducted by regulatory authorities to identify capital shortfalls among private banks are a useful measure for increasing transparency and investor confidence</p> <table border="1" style="margin-left: auto; margin-right: auto;"> <tr> <td style="background-color: #e0f2f7;">a) Have regulatory authorities in your country conducted a bank stress test in the past 5 years?</td> <td style="background-color: #e0f2f7;">yes [1]</td> <td style="background-color: #e0f2f7;">no [2]</td> <td style="background-color: #e0f2f7;">don't know [3]</td> </tr> <tr> <td style="background-color: #e0f2f7;"></td> <td style="background-color: #e0f2f7;"></td> <td style="background-color: #e0f2f7;"></td> <td style="background-color: #e0f2f7;"></td> </tr> </table>	a) Have regulatory authorities in your country conducted a bank stress test in the past 5 years?	yes [1]	no [2]	don't know [3]					
a) Have regulatory authorities in your country conducted a bank stress test in the past 5 years?	yes [1]	no [2]	don't know [3]						

Time span of the variable

1983	1984	1985	1986	1987	1988	1989	1990	1991	1992
1993	1994	1995	1996	1997	1998	1999	2000	2001	2002
2003	2004	2005	2006	2007	2008	2009	2010	2011	2012
2013	2014	2015	2016	2017	2018	2019	2020	2021	2022

Nr.	Name	Label	Survey period	Survey frequency
3.281)	sq_201501_3	increased transparency and investor confidence due to asset quality review/stress test	2015	Jan

Wording of the question

01/2015	Variable description								
<p>It is often argued that asset quality reviews and stress tests conducted by regulatory authorities to identify capital shortfalls among private banks are a useful measure for increasing transparency and investor confidence</p> <p>If a) and/or b) is yes:</p> <table border="1" style="margin-left: auto; margin-right: auto;"> <tr> <td style="background-color: #e0f2f7;">c) In your opinion, have these measures increased transparency and investor confidence in your country?</td> <td style="background-color: #e0f2f7;">yes [1]</td> <td style="background-color: #e0f2f7;">no [2]</td> <td style="background-color: #e0f2f7;">don't know [3]</td> </tr> <tr> <td style="background-color: #e0f2f7;"></td> <td style="background-color: #e0f2f7;"></td> <td style="background-color: #e0f2f7;"></td> <td style="background-color: #e0f2f7;"></td> </tr> </table>	c) In your opinion, have these measures increased transparency and investor confidence in your country?	yes [1]	no [2]	don't know [3]					
c) In your opinion, have these measures increased transparency and investor confidence in your country?	yes [1]	no [2]	don't know [3]						

Time span of the variable

1983	1984	1985	1986	1987	1988	1989	1990	1991	1992
1993	1994	1995	1996	1997	1998	1999	2000	2001	2002
2003	2004	2005	2006	2007	2008	2009	2010	2011	2012

2013	2014	2015	2016	2017	2018	2019	2020	2021	2022
------	------	------	------	------	------	------	------	------	------

Nr.	Name	Label	Survey period	Survey frequency
-----	------	-------	---------------	------------------

3.282)	sq_201504_1	oil price by the end of 2015	2014	Apr
--------	-------------	------------------------------	------	-----

Wording of the question

04/2015	Variable description
<p>11. From mid-2014 oil prices nearly halved from about 110\$/barrel to recently near 60 US \$</p> <p>a) What is your forecast for the oil price (Brent, per barrel) by the end of 2015: _____ US \$</p>	

Time span of the variable

1983	1984	1985	1986	1987	1988	1989	1990	1991	1992
1993	1994	1995	1996	1997	1998	1999	2000	2001	2002
2003	2004	2005	2006	2007	2008	2009	2010	2011	2012
2013	2014	2015	2016	2017	2018	2019	2020	2021	2022

Nr.	Name	Label	Survey period	Survey frequency
-----	------	-------	---------------	------------------

3.283)	sq_201504_2	effect of oil price decline on real GDP growth	2014	Apr
--------	-------------	--	------	-----

Wording of the question

04/2015	Variable description		
<p>11. From mid-2014 oil prices nearly halved from about 110\$/barrel to recently near 60 US \$</p> <p>In question 4 and 10 you were asked to forecast the rate of inflation and expected GDP growth this year. Please indicate whether you expected the decline in oil prices to have a net effect on GDP growth and inflation; and by how many percentage points your respective forecasts are higher or lower due to the oil price decline:</p> <p>b) Real GDP growth</p> <table border="1"> <tr> <td>higher [1]</td> <td>lower [2]</td> </tr> </table>	higher [1]	lower [2]	
higher [1]	lower [2]		

Time span of the variable

1983	1984	1985	1986	1987	1988	1989	1990	1991	1992
1993	1994	1995	1996	1997	1998	1999	2000	2001	2002
2003	2004	2005	2006	2007	2008	2009	2010	2011	2012
2013	2014	2015	2016	2017	2018	2019	2020	2021	2022

Nr.	Name	Label	Survey period	Survey frequency
-----	------	-------	---------------	------------------

3.284)	sq_201504_3	effect of oil price decline on real GDP growth in	2015	Apr
--------	-------------	---	------	-----

percentage points

Wording of the question

04/2015	Variable description				
<p>11. From mid-2014 oil prices nearly halved from about 110\$/barrel to recently near 60 US \$</p> <p>In question 4 and 10 you were asked to forecast the rate of inflation and expected GDP growth this year. Please indicate whether you expected the decline in oil prices to have a net effect on GDP growth and inflation; and by how many percentage points your respective forecasts are higher or lower due to the oil price decline:</p>					
<table border="1" style="width: 100%;"> <tr> <td style="width: 70%;">b) Real GDP growth</td> <td style="width: 30%;">contribution in percentage points</td> </tr> <tr> <td></td> <td style="text-align: center;">_____</td> </tr> </table>	b) Real GDP growth	contribution in percentage points		_____	
b) Real GDP growth	contribution in percentage points				

Time span of the variable

1983	1984	1985	1986	1987	1988	1989	1990	1991	1992
1993	1994	1995	1996	1997	1998	1999	2000	2001	2002
2003	2004	2005	2006	2007	2008	2009	2010	2011	2012
2013	2014	2015	2016	2017	2018	2019	2020	2021	2022

Nr.	Name	Label	Survey period	Survey frequency
3.285)	sq_201504_4	effect of oil price decline on inflation rate	2015	Apr

Wording of the question

04/2015	Variable description						
<p>11. From mid-2014 oil prices nearly halved from about 110\$/barrel to recently near 60 US \$</p> <p>In question 4 and 10 you were asked to forecast the rate of inflation and expected GDP growth this year. Please indicate whether you expected the decline in oil prices to have a net effect on GDP growth and inflation; and by how many percentage points your respective forecasts are higher or lower due to the oil price decline:</p>							
<table border="1" style="width: 100%;"> <tr> <td style="width: 70%;">c) inflation rate</td> <td style="width: 15%;">higher [1]</td> <td style="width: 15%;">lower [2]</td> </tr> <tr> <td></td> <td></td> <td></td> </tr> </table>	c) inflation rate	higher [1]	lower [2]				
c) inflation rate	higher [1]	lower [2]					

Time span of the variable

1983	1984	1985	1986	1987	1988	1989	1990	1991	1992
1993	1994	1995	1996	1997	1998	1999	2000	2001	2002
2003	2004	2005	2006	2007	2008	2009	2010	2011	2012
2013	2014	2015	2016	2017	2018	2019	2020	2021	2022

Nr.	Name	Label	Survey period	Survey frequency
3.286)	sq_201504_5	effect of oil price decline on inflation rate in percentage points	2015	Apr

Wording of the question

04/2015	Variable description
---------	----------------------

11. From mid-2014 oil prices nearly halved from about 110\$/barrel to recently near 60 US \$

In question 4 and 10 you were asked to forecast the rate of inflation and expected GDP growth this year. Please indicate whether you expected the decline in oil prices to have a net effect on GDP growth and inflation; and by how many **percentage points** your respective forecasts are higher or lower due to the oil price decline:

c) inflation rate	contribution in percentage points

Time span of the variable

1983	1984	1985	1986	1987	1988	1989	1990	1991	1992
1993	1994	1995	1996	1997	1998	1999	2000	2001	2002
2003	2004	2005	2006	2007	2008	2009	2010	2011	2012
2013	2014	2015	2016	2017	2018	2019	2020	2021	2022

Nr.	Name	Label	Survey period	Survey frequency
3.287)	sq_201510_1	Greece and the Eurozone: Greece should exit (earlier assessment)		Oct

Wording of the question

<p>10/2015</p> <p>11. WES special question on Greece</p> <table border="1" data-bbox="396 1439 957 1549"> <tr> <td>Were you in favour of Greece exiting the Eurozone in the course of the negotiations in June/July 2015?</td> <td>yes [1]</td> <td>no [2]</td> </tr> <tr> <td></td> <td></td> <td></td> </tr> </table>	Were you in favour of Greece exiting the Eurozone in the course of the negotiations in June/July 2015?	yes [1]	no [2]				<p>Variable description</p>
Were you in favour of Greece exiting the Eurozone in the course of the negotiations in June/July 2015?	yes [1]	no [2]					

Time span of the variable

1983	1984	1985	1986	1987	1988	1989	1990	1991	1992
1993	1994	1995	1996	1997	1998	1999	2000	2001	2002
2003	2004	2005	2006	2007	2008	2009	2010	2011	2012
2013	2014	2015	2016	2017	2018	2019	2020	2021	2022

Nr.	Name	Label	Survey period	Survey frequency
3.288)	sq_201510_2	Greece and the Eurozone: Greece should exit		Oct

Wording of the question

<p>10/2015</p> <p>11. WES special question on Greece</p> <p>What is your position now?</p> <table border="1" data-bbox="396 2558 957 2668"> <tr> <td>Greece should exit the Eurozone</td> <td>yes [1]</td> <td>no [2]</td> </tr> <tr> <td></td> <td></td> <td></td> </tr> </table>	Greece should exit the Eurozone	yes [1]	no [2]				<p>Variable description</p>
Greece should exit the Eurozone	yes [1]	no [2]					

Time span of the variable

1983	1984	1985	1986	1987	1988	1989	1990	1991	1992
1993	1994	1995	1996	1997	1998	1999	2000	2001	2002
2003	2004	2005	2006	2007	2008	2009	2010	2011	2012
2013	2014	2015	2016	2017	2018	2019	2020	2021	2022

Nr.	Name	Label	Survey period	Survey frequency
3.289)	sq_201510_3	Greece and the Eurozone: IMF should provide credit	2015	Oct

Wording of the question

<p>10/2015</p> <p>11. WES special question on Greece</p> <p>What is your position now?</p> <table border="1" style="margin-left: 40px;"> <tr> <td style="padding: 5px;">The IMF should provide credit to Greece</td> <td style="padding: 5px;">yes [1]</td> <td style="padding: 5px;">no [2]</td> </tr> </table>	The IMF should provide credit to Greece	yes [1]	no [2]	Variable description
The IMF should provide credit to Greece	yes [1]	no [2]		

Time span of the variable

1983	1984	1985	1986	1987	1988	1989	1990	1991	1992
1993	1994	1995	1996	1997	1998	1999	2000	2001	2002
2003	2004	2005	2006	2007	2008	2009	2010	2011	2012
2013	2014	2015	2016	2017	2018	2019	2020	2021	2022

Nr.	Name	Label	Survey period	Survey frequency
3.290)	sq_201510_4	Greece and the Eurozone: economic reform programs	2015	Oct

Wording of the question

<p>10/2015</p> <p>11. WES special question on Greece</p> <p>What is your position now?</p> <table border="1" style="margin-left: 40px;"> <tr> <td style="padding: 5px;">The IMF should engage in the economic reform programs in Greece</td> <td style="padding: 5px;">yes [1]</td> <td style="padding: 5px;">no [2]</td> </tr> </table>	The IMF should engage in the economic reform programs in Greece	yes [1]	no [2]	Variable description
The IMF should engage in the economic reform programs in Greece	yes [1]	no [2]		

Time span of the variable

1983	1984	1985	1986	1987	1988	1989	1990	1991	1992
1993	1994	1995	1996	1997	1998	1999	2000	2001	2002
2003	2004	2005	2006	2007	2008	2009	2010	2011	2012

2013	2014	2015	2016	2017	2018	2019	2020	2021	2022

Nr.	Name	Label	Survey period	Survey frequency
3.291)	sq_201601_1	terrorism affects the world economy	2016	Jan

Wording of the question

01/2016	Variable description										
<p>11. WES</p> <p>Opinions on the economic impact of terrorism are divided: while some experts see no, or negligent effects on the business cycle, others fear a demand shock or strong effects on business and consumer confidence, with negative spillovers for the real economy</p> <p>How do you assess the effect of terrorism, or the potential fear of attacks, on economic sentiment for the world economy and your country respectively?</p> <table border="1"> <tr> <td>World economy</td> <td>absent [1]</td> <td>low [2]</td> <td>moderate [3]</td> <td>high [4]</td> </tr> <tr> <td></td> <td></td> <td></td> <td></td> <td></td> </tr> </table>	World economy	absent [1]	low [2]	moderate [3]	high [4]						
World economy	absent [1]	low [2]	moderate [3]	high [4]							

Time span of the variable

1983	1984	1985	1986	1987	1988	1989	1990	1991	1992
1993	1994	1995	1996	1997	1998	1999	2000	2001	2002
2003	2004	2005	2006	2007	2008	2009	2010	2011	2012
2013	2014	2015	2016	2017	2018	2019	2020	2021	2022

Nr.	Name	Label	Survey period	Survey frequency
3.292)	sq_201601_2	terrorism affects your country	2016	Jan

Wording of the question

01/2016	Variable description										
<p>11. WES special question</p> <p>Opinions on the economic impact of terrorism are divided: while some experts see no, or negligent effects on the business cycle, others fear a demand shock or strong effects on business and consumer confidence, with negative spillovers for the real economy</p> <p>How do you assess the effect of terrorism, or the potential fear of attacks, on economic sentiment for the world economy and your country respectively?</p> <table border="1"> <tr> <td>your country</td> <td>absent [1]</td> <td>low [2]</td> <td>moderate [3]</td> <td>high [4]</td> </tr> <tr> <td></td> <td></td> <td></td> <td></td> <td></td> </tr> </table>	your country	absent [1]	low [2]	moderate [3]	high [4]						
your country	absent [1]	low [2]	moderate [3]	high [4]							

Time span of the variable

1983	1984	1985	1986	1987	1988	1989	1990	1991	1992
1993	1994	1995	1996	1997	1998	1999	2000	2001	2002
2003	2004	2005	2006	2007	2008	2009	2010	2011	2012

2013	2014	2015	2016	2017	2018	2019	2020	2021	2022
------	------	------	------	------	------	------	------	------	------

Nr.	Name	Label	Survey period	Survey frequency
-----	------	-------	---------------	------------------

3.293)	sq_201604_1	exp. Immigration policies wrt high skill	2016	Apr
--------	-------------	--	------	-----

Wording of the question

04/2016	Variable description				
<p>11. WES special question</p> <p>Immigration policies are currently debated in many countries</p> <p>What do you expect will happen in your country, regarding immigration policies for the following groups in the next 5 years?</p> <table border="1"> <tr> <td>Highly-skilled economic migrants</td> <td>More open [1]</td> <td>No changes [2]</td> <td>More restrictive [3]</td> </tr> </table>	Highly-skilled economic migrants	More open [1]	No changes [2]	More restrictive [3]	
Highly-skilled economic migrants	More open [1]	No changes [2]	More restrictive [3]		

Time span of the variable

1983	1984	1985	1986	1987	1988	1989	1990	1991	1992
1993	1994	1995	1996	1997	1998	1999	2000	2001	2002
2003	2004	2005	2006	2007	2008	2009	2010	2011	2012
2013	2014	2015	2016	2017	2018	2019	2020	2021	2022

Nr.	Name	Label	Survey period	Survey frequency
-----	------	-------	---------------	------------------

3.294)	sq_201604_2	exp. Immigration policies wrt low skill	2016	Apr
--------	-------------	---	------	-----

Wording of the question

04/2016	Variable description				
<p>11. WES special question</p> <p>Immigration policies are currently debated in many countries</p> <p>What do you expect will happen in your country, regarding immigration policies for the following groups in the next 5 years?</p> <table border="1"> <tr> <td>Low-skilled economic migrants</td> <td>More open [1]</td> <td>No changes [2]</td> <td>More restrictive [3]</td> </tr> </table>	Low-skilled economic migrants	More open [1]	No changes [2]	More restrictive [3]	
Low-skilled economic migrants	More open [1]	No changes [2]	More restrictive [3]		

Time span of the variable

1983	1984	1985	1986	1987	1988	1989	1990	1991	1992
1993	1994	1995	1996	1997	1998	1999	2000	2001	2002
2003	2004	2005	2006	2007	2008	2009	2010	2011	2012
2013	2014	2015	2016	2017	2018	2019	2020	2021	2022

--	--	--	--	--	--

Nr.	Name	Label	Survey period	Survey frequency
-----	------	-------	---------------	------------------

3.295)	sq_201604_3	exp. Immigration policies wrt refugees	2016	Apr
--------	-------------	--	------	-----

Wording of the question

04/2016	Variable description								
<p>11. WES special question</p> <p>Immigration policies are currently debated in many countries</p> <p>What do you expect will happen in your country, regarding immigration policies for the following groups in the next 5 years?</p> <table border="1"> <tr> <td>Refugees</td> <td>More open [1]</td> <td>No changes [2]</td> <td>More restrictive [3]</td> </tr> <tr> <td></td> <td></td> <td></td> <td></td> </tr> </table>	Refugees	More open [1]	No changes [2]	More restrictive [3]					
Refugees	More open [1]	No changes [2]	More restrictive [3]						

Time span of the variable

1983	1984	1985	1986	1987	1988	1989	1990	1991	1992
1993	1994	1995	1996	1997	1998	1999	2000	2001	2002
2003	2004	2005	2006	2007	2008	2009	2010	2011	2012
2013	2014	2015	2016	2017	2018	2019	2020	2021	2022

Nr.	Name	Label	Survey period	Survey frequency
-----	------	-------	---------------	------------------

3.296)	sq_201604_4	exp. Immigration policies wrt family members	2016	Apr
--------	-------------	--	------	-----

Wording of the question

04/2016	Variable description								
<p>11. WES special question</p> <p>Immigration policies are currently debated in many countries</p> <p>What do you expect will happen in your country, regarding immigration policies for the following groups in the next 5 years?</p> <table border="1"> <tr> <td>Family members</td> <td>More open [1]</td> <td>No changes [2]</td> <td>More restrictive [3]</td> </tr> <tr> <td></td> <td></td> <td></td> <td></td> </tr> </table>	Family members	More open [1]	No changes [2]	More restrictive [3]					
Family members	More open [1]	No changes [2]	More restrictive [3]						

Time span of the variable

1983	1984	1985	1986	1987	1988	1989	1990	1991	1992
1993	1994	1995	1996	1997	1998	1999	2000	2001	2002
2003	2004	2005	2006	2007	2008	2009	2010	2011	2012
2013	2014	2015	2016	2017	2018	2019	2020	2021	2022

Nr.	Name	Label	Survey period	Survey frequency
-----	------	-------	---------------	------------------

Wording of the question

04/2016										Variable description
11. WES special question										
Immigration policies are currently debated in many countries										
In your professional opinion, what would be the best option for your country regarding immigration policies for the following groups in the next 5 years?										
Highly-skilled economic migrants				More open [1]	No changes [2]	More restrictive [3]				
Time span of the variable										
1983	1984	1985	1986	1987	1988	1989	1990	1991	1992	
1993	1994	1995	1996	1997	1998	1999	2000	2001	2002	
2003	2004	2005	2006	2007	2008	2009	2010	2011	2012	
2013	2014	2015	2016	2017	2018	2019	2020	2021	2022	

Nr.	Name	Label	Survey period	Survey frequency
-----	------	-------	---------------	------------------

Wording of the question

04/2016										Variable description
11. WES special question										
Immigration policies are currently debated in many countries										
In your professional opinion, what would be the best option for your country regarding immigration policies for the following groups in the next 5 years?										
Low-skilled economic migrants				More open [1]	No changes [2]	More restrictive [3]				
Time span of the variable										
1983	1984	1985	1986	1987	1988	1989	1990	1991	1992	
1993	1994	1995	1996	1997	1998	1999	2000	2001	2002	
2003	2004	2005	2006	2007	2008	2009	2010	2011	2012	
2013	2014	2015	2016	2017	2018	2019	2020	2021	2022	

Nr.	Name	Label	Survey period	Survey frequency
-----	------	-------	---------------	------------------

Wording of the question

04/2016				Variable description	
11. WES special question					
Immigration policies are currently debated in many countries					
In your professional opinion, what would be the best option for your country regarding immigration policies for the following groups in the next 5 years?					
Refugees	More open [1]	No changes [2]	More restrictive [3]		

Time span of the variable

1983	1984	1985	1986	1987	1988	1989	1990	1991	1992
1993	1994	1995	1996	1997	1998	1999	2000	2001	2002
2003	2004	2005	2006	2007	2008	2009	2010	2011	2012
2013	2014	2015	2016	2017	2018	2019	2020	2021	2022

Nr.	Name	Label	Survey period	Survey frequency
3.300)	sq_201604_8	suggested immigration policies wrt family members	2016	Apr

Wording of the question

04/2016				Variable description	
11. WES special question					
Immigration policies are currently debated in many countries					
In your professional opinion, what would be the best option for your country regarding immigration policies for the following groups in the next 5 years?					
Family members	More open [1]	No changes [2]	More restrictive [3]		

Time span of the variable

1983	1984	1985	1986	1987	1988	1989	1990	1991	1992
1993	1994	1995	1996	1997	1998	1999	2000	2001	2002
2003	2004	2005	2006	2007	2008	2009	2010	2011	2012
2013	2014	2015	2016	2017	2018	2019	2020	2021	2022

Nr.	Name	Label	Survey period	Survey frequency
3.301)	sq_201604_9	favouring UK leaving EU (Brexit)	2016	Apr

Wording of the question

04/2016				Variable description	
11. WES special question					

Are you in favour of the United Kingdom exiting the European Union (Brexit)?

yes	no
[1]	[2]

Time span of the variable

1983	1984	1985	1986	1987	1988	1989	1990	1991	1992
1993	1994	1995	1996	1997	1998	1999	2000	2001	2002
2003	2004	2005	2006	2007	2008	2009	2010	2011	2012
2013	2014	2015	2016	2017	2018	2019	2020	2021	2022